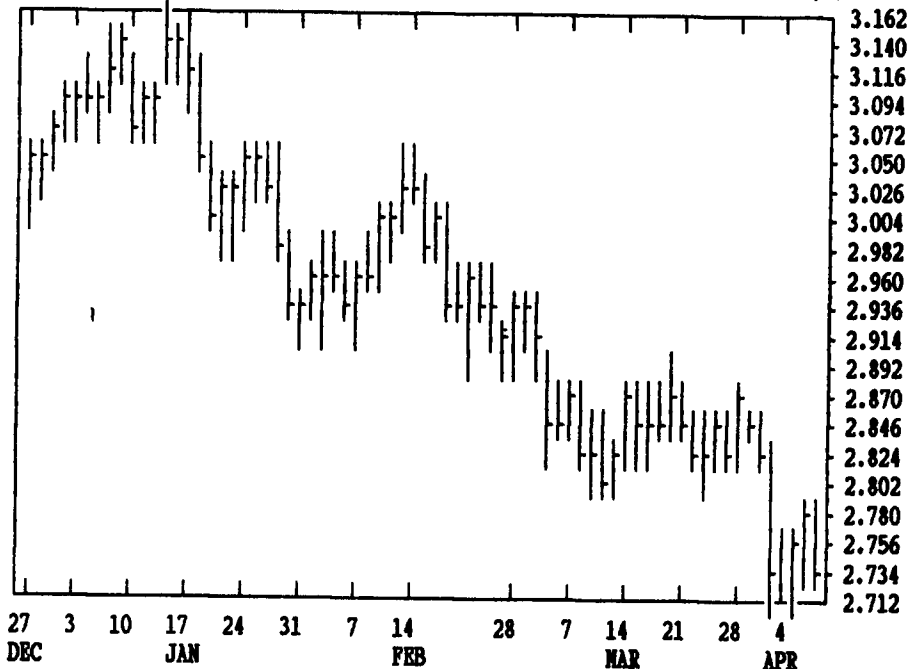


GRAIN, CATTLE AND HOG FUTURES MARKETS

(Closing bids: Thursday, April 7, 1994)

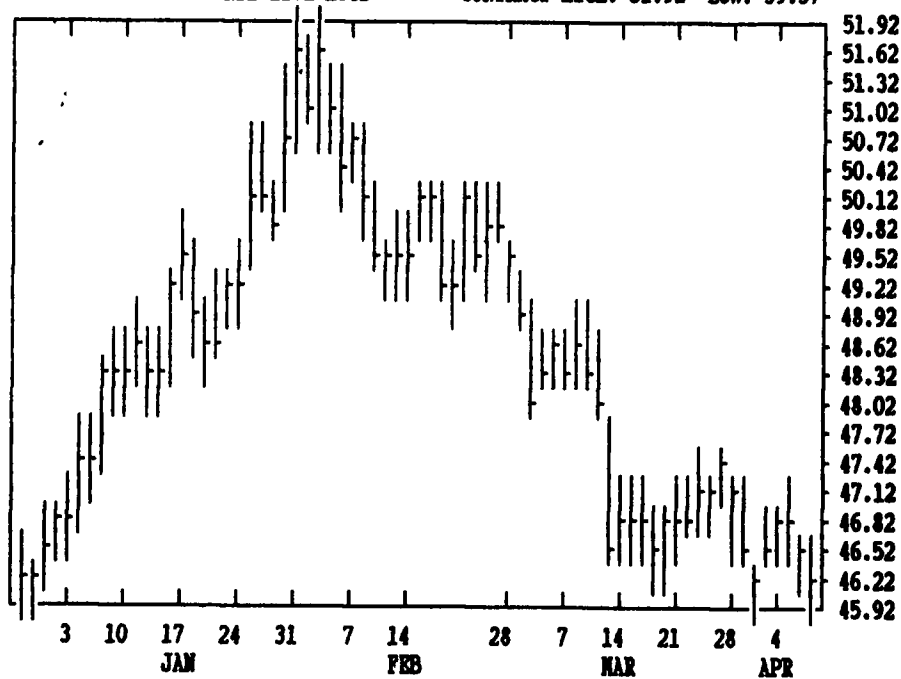
DTN GRAINS 18 MAY CORN

CONTRACT HIGH: 3.162 LOW: 2.384



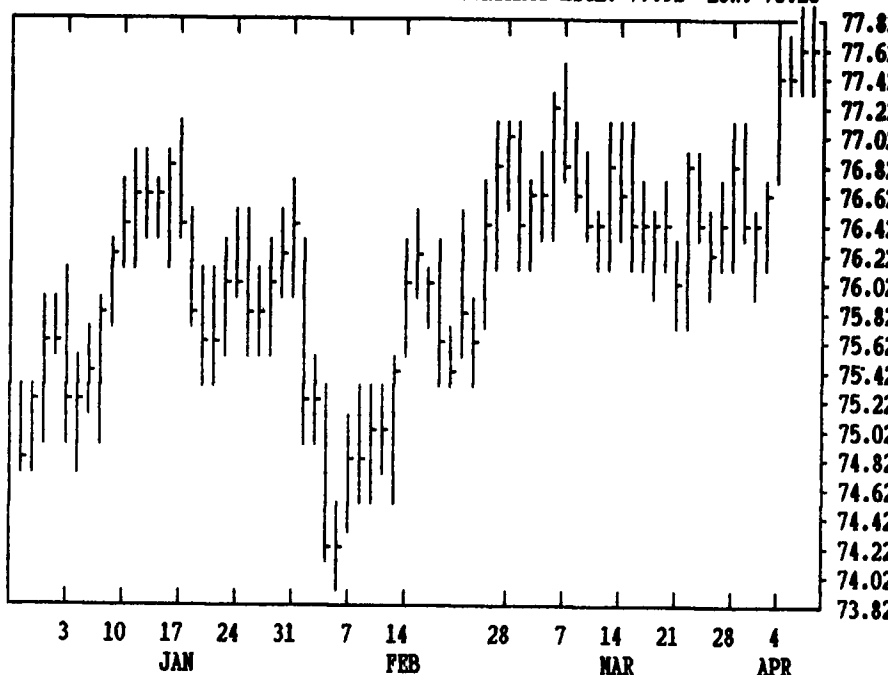
DTN LIVESTOCK 18 APRIL LIVE HOGS

CONTRACT HIGH: 51.92 LOW: 39.57



DTN LIVESTOCK 19 APRIL LIVE CATTLE

CONTRACT HIGH: 77.92 LOW: 73.20



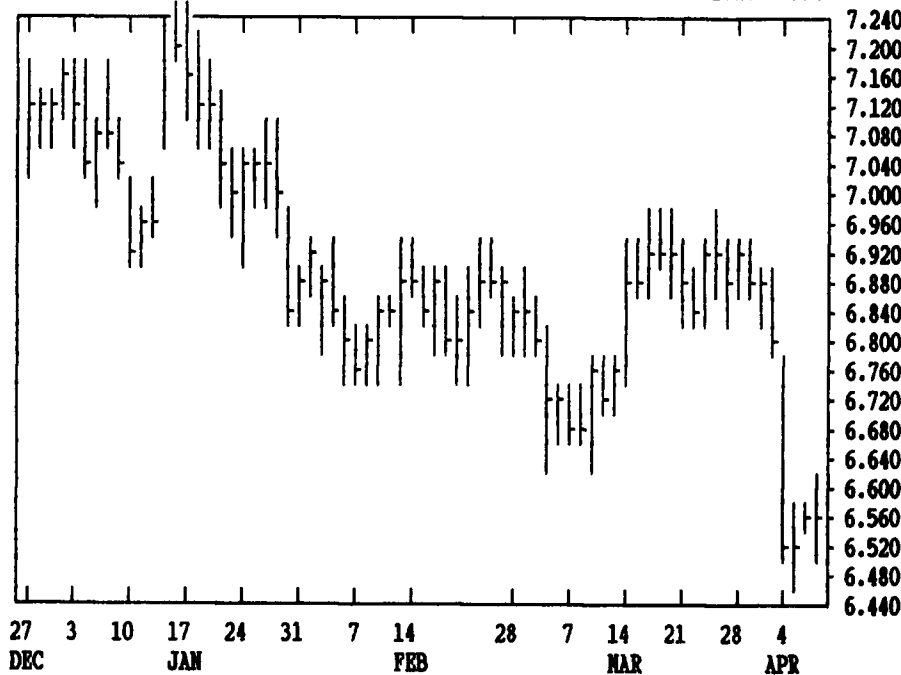
DTN FUTURES 14 04/07/94		TECHNICAL POINTS				SLOW STOCHASTIC						
PRICES ARE DECIMAL		MOVING AVERAGES		RSI'S		5 DAY		20 DAY				
CONTRACT	CLOSE	4-DAY	9-DAY	18-DAY	45-DAY	9DAY	14DAY	30DAY	%K	%D	%K	%D
WHEAT MAY	344.75	341.25	335.86	336.17	345.31	62.9	56.5	51.2	85	81	59	36
WHEAT JUL	335.50	332.06	329.17	327.35	334.46	63.8	57.6	52.3	87	72	68	54
KCWHT MAY	342.00	339.50	335.86	335.18	343.57	60.6	54.7	50.1	83	78	67	55
KCWHT JUL	334.00	330.25	328.31	326.64	333.00	64.0	57.7	52.5	78	59	65	55
NGEWT MAY	348.00	344.44	339.39	338.57	348.14	66.3	57.3	50.2	85	85	60	39
CORN MAY	275.00	275.31	279.42	282.39	289.07	35.7	36.5	40.3	38	28	21	24
CORN JUL	278.25	279.00	282.89	285.87	291.84	35.0	36.2	40.6	38	28	18	23
CORN DEC	257.25	258.75	259.22	261.46	264.64	37.6	38.7	42.8	68	54	25	20
OATS MAY	123.50	123.56	128.19	130.50	132.31	31.2	34.0	37.8	16	11	9	28
BEANS MAY	655.00	654.87	673.28	682.08	681.63	26.9	31.6	39.8	18	13	18	41
BEANS JUL	654.50	655.75	674.61	683.21	683.41	25.5	30.5	39.1	13	10	15	41
BEANS NOV	618.50	620.00	636.69	645.72	646.32	24.8	29.4	38.0	15	11	11	25
NEAL MAY	187.40	187.15	191.68	193.92	194.24	29.8	33.6	39.4	26	21	19	35
BWOIL MAY	27.52	27.62	28.34	28.63	28.49	31.0	36.2	44.8	23	17	23	43
CATTLE APR	77.57	77.56	77.02	76.72	76.27	63.4	60.6	56.8	84	83	81	64
CATTLE JUN	74.38	74.68	74.41	74.31	74.33	48.7	49.6	51.1	78	83	65	46
FCTL APR	80.97	81.37	81.13	81.05	80.89	45.9	48.3	50.0	59	76	60	46
HOGS APR	46.22	46.60	46.71	46.81	48.39	34.6	36.5	41.3	43	55	18	18
HOGS JUN	52.47	52.74	53.04	53.43	54.29	34.4	37.4	43.1	22	31	15	18
PKBLS MAY	54.33	55.09	56.24	56.16	57.30	34.4	38.6	44.0	11	21	27	40

CORN				CHICAGO WHEAT				K.C. WHEAT				
HIGH	LOW	LAST	CHG	HIGH	LOW	LAST	CHG	HIGH	LOW	LAST	CHG	
MAY	2786	2742	2750* -26	MAY	3510	3444	3446* -14	MAY	3466	3420	3420* -16	
JLY	2820	2774	2782* -32	JLY	3390	3344	3354* -4	JLY	3370	3332	3340* +6	
SEP	2706	2664	2670* -36	SEP	3400	3364	3374* -4	SEP	3382	3342	3344* -4	
DEC	2606	2570	2572* -34	DEC	3482	3444	3452* -10	DEC	3432	3396	3400* 0	
MAR	2670	2632	2632* -40	MAR	3484	3464	3464* -2	MAR	3444	3410	3410* -4	
MAY	2702	2676	2676* -30	JLY	3310	3310	3310* +10	MINN WHEAT				
JLY	2726	2690	2690* -34	OATS				MAY	3524	3470	3480* -4	
SEP					MAY	1244	1230	1234* -10	JLY	3420	3380	3382* -14
DEC	2504	2474	2474* -34	JLY	1294	1280	1280* -12	SEP	3344	3300	3306* -16	
SOYBEANS				SEP	1334	1322	1322* -12	DEC	3400	3372	3374* -4	
MAY	6610	6544	6550* -30	DEC	1390	1380	1382* -12	MAR	3400	3400	3400* 0	
JLY	6606	6540	6544* -42	SOYBEAN MEAL				SOYBEAN OIL				
AUG	6552	6486	6494* -42	MAY	1887	1872	1874* -4	MAY	2784	2748	2752* -19	
SEP	6380	6316	6320* -50	JLY	1888	1875	1876* -3	JLY	2779	2743	2747* -19	
NOV	6240	6180	6184* -50	AUG	1877	1865	1867* -5	AUG	2747	2715	2720* -19	
JAN	6286	6240	6242* -52	SEP	1865	1851	1852* -3	SEP	2705	2675	2680* -20	
MAR	6340	6294	6300* -44	OCT	1848	1830	1832* -3	OCT	2615	2590	2590* -22	
MAY	6330	6320	6320* -44	DEC	1833	1822	1824* -4	DEC	2555	2530	2535* -21	
JLY	6380	6344	6344* -24	JAN	1834	1824	1824* -4	JAN	2540	2520	2525* -21	
NOV	6050	5940	5944* -94	MAR	1850	1840	1843* -3	MAR	2535	2515	2523* -14	

LIVE CATTLE				FEEDER CATTLE				LIVE HOGS					
HIGH	LOW	LAST	CHG	HIGH	LOW	LAST	CHG	HIGH	LOW	LAST	CHG		
APR	7792	7745	7757* -15	APR	8135	8087	8097* -32	APR	4672	4610	4622* -25		
JUN	7490	7430	7437* -50	MAY	8145	8097	8105* -27	JUN	5285	5225	5247* +2		
AUG	7297	7240	7257* -32	AUG	8192	8140	8162* -17	JLY	5202	5152	5172* 0		
OCT	7395	7347	7362* -27	SEP	8147	8095	8115* -32	AUG	5000	4950	4962* +7		
DEC	7397	7367	7392* -5	OCT	8125	8070	8100* -20	OCT	4595	4550	4562* +5		
FEB	7377	7352	7355* -17	NOV	8160	8125	8140* -12	DEC	4612	4570	4592* +5		
APR	7485	7460	7460* -30	JAN	8080	8065	8080* 0	FEB	4630	4600	4625* 0		
JUN					MAR					APR	4440	4430	4440* +5
SWISS FRANC				CANADIAN DOLLAR				PORK BELLIES					
JUN	6923	6877	6910* +10	JUN	7211	7182	7208* +19	MAY	5490	5360	5432* +47		
SEP	6930	6885	6919* +10	SEP	7175	7148	7175* +23	JLY	5510	5395	5470* +40		
DEC	6942	6942	6940* +12	DEC	7145	7145	7152* +27	AUG	5290	5175	5225* +40		
BRITISH POUND				US DOLLAR INDEX				FEB 5670 5650 5670* +20					
JUN	14704	14624	14698* +50	JUN	9540	9538	9538d -18	MAR	5650	5625	5625* 0		
SEP	14670	14610	14662* +48	SEP	9591a -11				MAY	5740	5700	5740* +40	
DEC	14650	14640	14640* +48	S&P 500 INDEX				GERMAN MARK					
JAPANESE YEN				JUN	45200	44590	45050*+325	JUN	5832	5793	5807* -4		
JUN	9640	9541	9570* -31	SEP	45385	44790	45240*+335	SEP	5813	5780	5792* -4		
SEP	9690	9600	9623* -33	DEC	45600	44980	45460*+355	DEC	5805	5782	5791* -4		
DEC	9730	9670	9682* -37	MAR	45900	45250	45730*+370	MAR	5800	5800	5800* -4		

DTN GRAINS 23 MAY SOYBEANS

CONTRACT HIGH: 7.510 LOW: 5.924



DTN GRAINS 25 MAY SOY MEAL

CONTRACT HIGH: 232.0 LOW: 184.7

