GRAIN, CATTLE AND HOG FUTURES MARKETS

(Closing bids: Thursday, March 24, 1994)

DTN GRAINS 18 MAY CORN CONTRACT HIGH: 3.162 LOW: 2.384

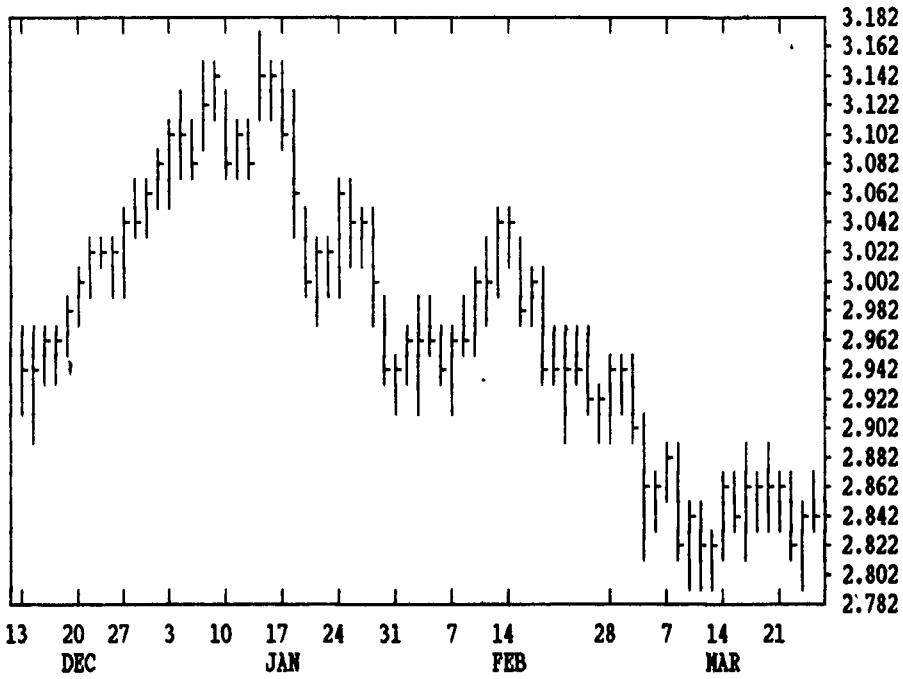

DTN LIVESTOCK 18 APRIL LIVE HOGS CONTRACT HIGH: 51.92 LOW: 39.57

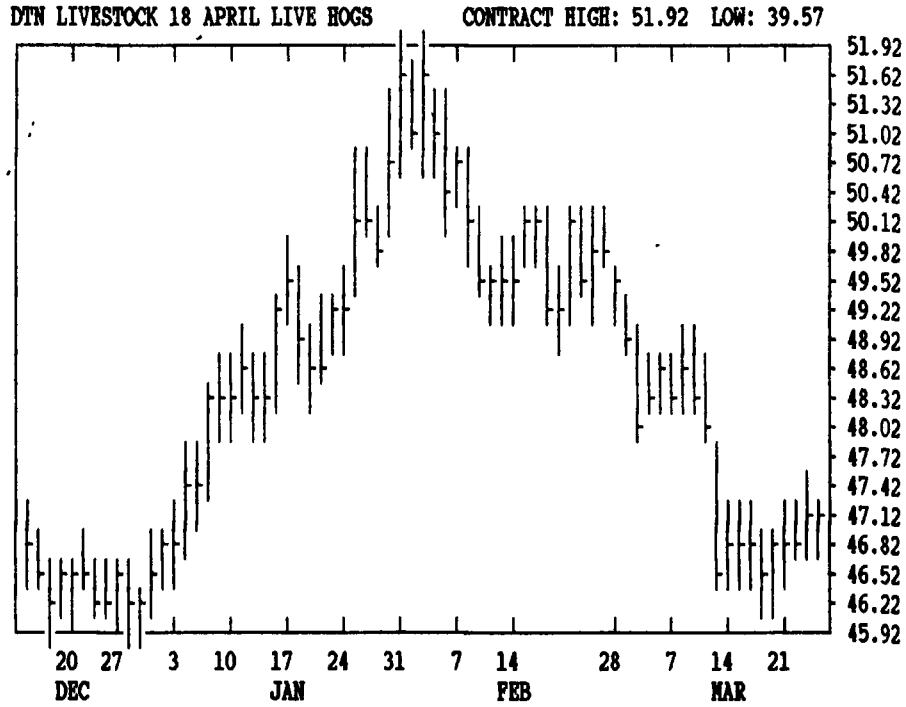

DTN LIVESTOCK 19 APRIL LIVE CATTLE CONTRACT HIGH: 77.55 LOW: 73.20

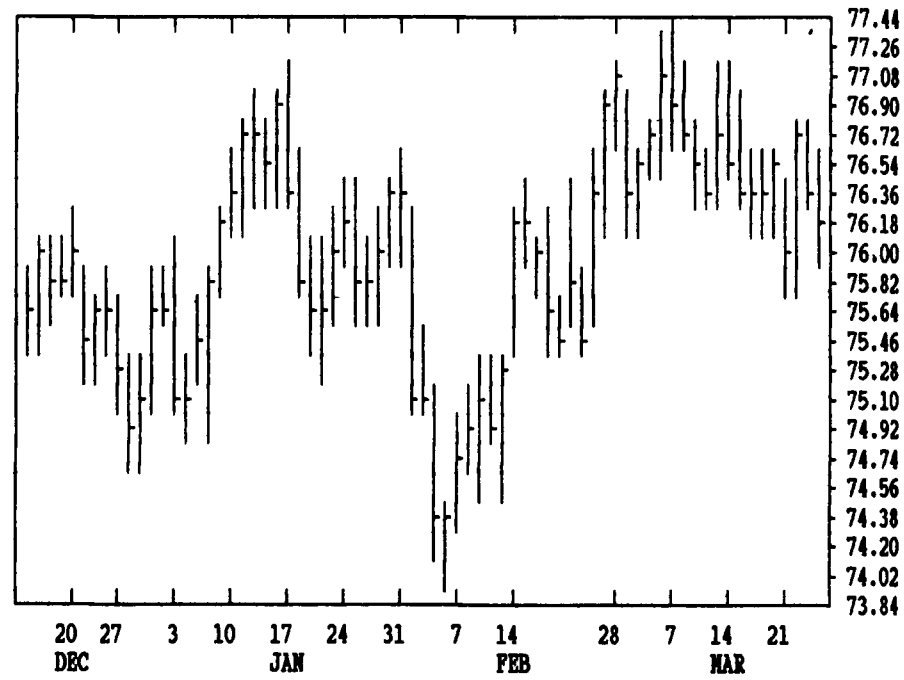

DTN GRAINS 23 MAY SOYBEANS CONTRACT HIGH: 7.510 LOW: 5.924

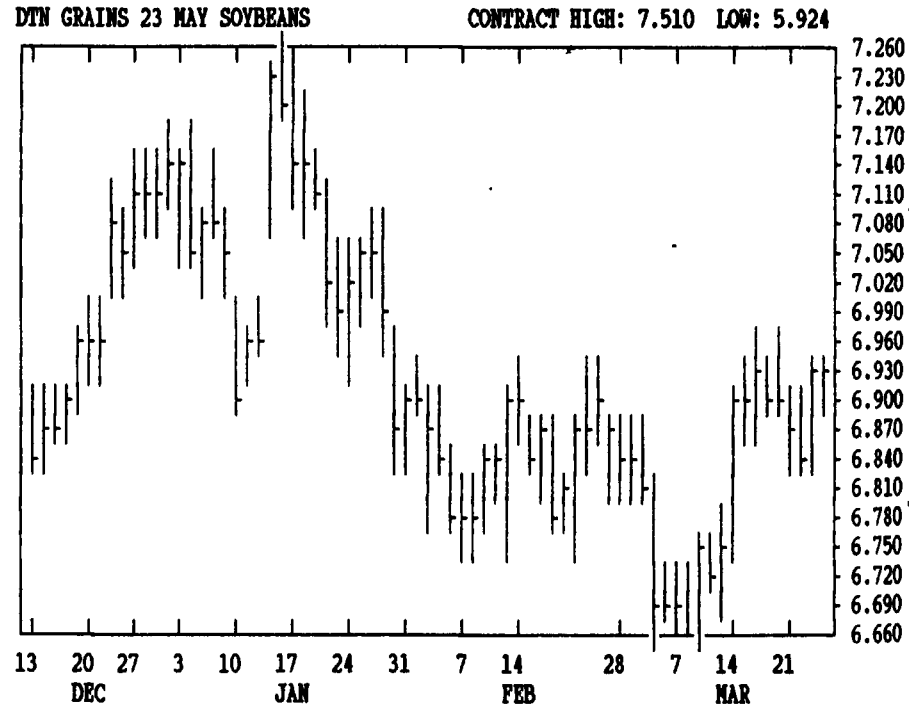

DTN GRAINS 25 MAY SOY MEAL CONTRACT HIGH: 232.0 LOW: 185.5

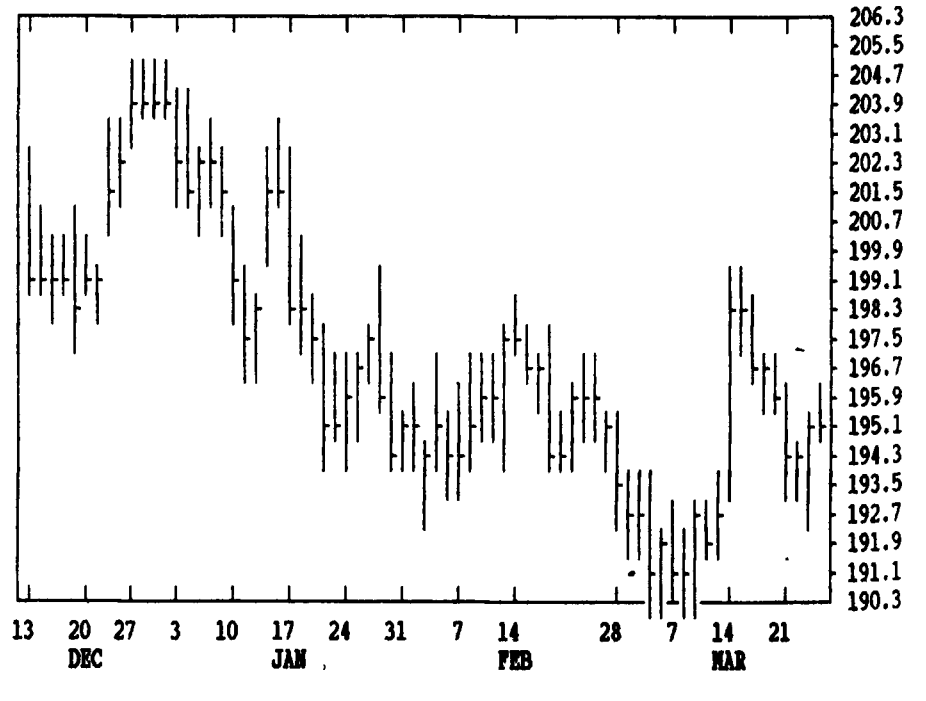

DTN FUTURES 14 03/24/94 — TECHNICAL POINTS — SLOW STOCHASTIC

PRICES ARE DECIMAL — MOVING AVERAGES — RSI'S — 5 DAY — 20 DAY

CONTRACT		CLOSE	4-DAY	9-DAY	18-DAY	45-DAY	9DAY	14DAY	30DAY	%K	%D	%K	%D
WHEAT	MAY	333.25	333.25	336.47	338.46	348.56	36.6	37.0	41.7	22	22	14	19
WHEAT	JUL	325.75	323.87	325.53	327.14	336.44	44.8	42.5	44.6	34	30	16	20
KCWHT	MAY	332.00	331.31	334.50	338.06	346.54	36.3	36.3	40.9	42	31	22	19
KCWHT	JUL	325.50	323.75	324.97	326.82	334.84	45.0	42.2	44.0	40	31	19	21
MGEWT	MAY	334.00	333.81	337.75	341.92	352.96	34.8	35.2	39.6	18	17	16	23
CORN	MAY	285.50	284.50	285.36	285.79	293.27	46.3	43.5	45.0	33	31	29	28
CORN	JUL	288.25	287.69	288.86	288.96	295.57	44.7	43.0	45.4	27	27	33	34
CORN	DEC	261.50	261.94	263.69	263.67	266.20	37.6	40.2	45.4	11	15	34	42
OATS	MAY	134.00	133.00	132.81	131.74	134.25	57.1	53.0	48.1	44	51	71	66
BEANS	MAY	692.50	690.19	690.89	682.71	686.62	60.4	56.7	52.9	50	43	79	81
BEANS	JUL	693.50	691.06	691.81	683.97	688.22	60.2	56.4	52.7	51	43	78	80
BEANS	NOV	653.50	652.87	654.75	649.40	649.12	54.5	54.0	53.4	40	31	56	60
MEAL	MAY	195.20	194.67	196.16	194.14	195.08	51.6	50.5	48.5	35	26	52	63
BNOIL	MAY	29.26	29.14	28.93	28.61	28.68	63.4	59.8	57.2	71	73	86	80
CATTLE	APR	76.25	76.37	76.42	76.56	76.06	46.4	48.8	50.6	65	54	44	48
CATTLE	JUN	74.25	74.24	74.22	74.51	74.29	45.7	47.6	50.7	62	57	26	23
FCTL	MAR	81.45	81.49	81.52	81.71	81.60	44.5	46.8	49.1	59	54	24	25
HOGS	APR	47.13	47.06	46.91	47.61	49.09	41.2	40.4	44.3	82	73	17	12
HOGS	JUN	54.50	54.27	53.81	54.14	54.71	56.0	52.5	51.9	92	89	47	28
PKBLS	MAR	57.28	56.32	55.33	55.97	56.62	61.0	55.6	52.4	95	92	47	26

LIVE CATTLE

	HIGH	LOW	LAST	CHG
APR	7652	7612	7625*	-22
JUN	7447	7412	7425*	0
AUG	7280	7257	7267*	-7
OCT	7377	7352	7362*	0
DEC	7395	7372	7387*	-2
FEB	7370	7355	7362*	-2
APR	7470	7455	7460*	-5
JUN				0

FEEDER CATTLE

	HIGH	LOW	LAST	CHG
MAR	8157	8132	8145*	-7
APR	8115	8070	8090*	-22
MAY	8107	8062	8085*	-15
AUG	8147	8120	8127*	-20
SEP	8100	8085	8100*	-12
OCT	8075	8050	8055*	-15
NOV	8110	8100	8110*	-15
JAN		8050	8050*	-20

LIVE HOGS

	HIGH	LOW	LAST	CHG
APR	4725	4695	4712*	-15
JUN	5455	5427	5450*	-17
JLY	5382	5345	5377*	0
AUG	5207	5170	5205*	0
OCT	4770	4740	4762*	+5
DEC	4865	4805	4862*	+2
FEB	4875	4830	4865*	-10
APR	4645	4625	4640*	-10

SWISS FRANC

JUN	7071	7030	7066*	+20
SEP	7075	7008	7054*	+45
DEC	7080	7060	7070*	+45

CANADIAN DOLLAR

JUN	7281	7249	7250*	-17
SEP	7290	7234	7244*	-53
DEC	7239	7225	7226*	-55

PORK BELLIES

MAY	5860	5680	5840*	+80
JLY	5860	5695	5837*	+62
AUG	5625	5475	5600*	+42
FEB	5985	5880	5960*	+40
MAR	5900		5900*	+65
MAY		5850	5850*	0

BRITISH POUND

JUN	14952	14894	14952*	+30
SEP	14920	14850	14890*	-10
DEC	14890	14840	14872*	-10

US DOLLAR INDEX

JUN	9432	9381	9394a	-17
SEP			9445a	-13

S&P 500 INDEX

JUN	47055	46230	46510*	-560
SEP	47110	46450	46710*	-555
DEC	47255	46700	46945*	-550
MAR	47630	47110	47240*	-530

GERMAN MARK

JUN	5996	5958	5988*	+19
SEP	5963	5910	5951*	+49
DEC	5953	5945	5944*	+49
MAR	5945		5945*	+49

JAPANESE YEN

JUN	9599	9518	9586*	-3
SEP	9660	9471	9641*	+157
DEC	9710	9620	9698*	+160

CORN

	HIGH	LOW	LAST	CHG
MAY	2860	2840	2854*	+14
JLY	2890	2870	2882*	+10
SEP	2754	2736	2744*	0
DEC	2626	2602	2614*	0
MAR	2690	2664	2674*	0
MAY	2716	2706	2714*	0
JLY	2742	2724	2732*	0
SEP				0
DEC	2514	2510	2514*	0

SOYBEANS

MAY	6950	6906	6924*	-10
JLY	6962	6920	6934*	-10
AUG	6894	6854	6864*	-10
SEP	6694	6660	6670*	-16
NOV	6564	6510	6534*	-16
JAN	6614	6570	6582*	-16
MAR	6660	6630	6644*	-14
MAY	6670	6650	6654*	-4
JLY	6680	6650	6670*	-20
NOV	6220	6190	6200*	-20

CHICAGO WHEAT

	HIGH	LOW	LAST	CHG
MAY	3346	3320	3332*	0
JLY	3262	3242	3256*	+20
SEP	3280	3264	3276*	+20
DEC	3364	3346	3360*	+12
MAR	3380	3370	3370*	+4
JLY	3234	3234	3234*	+14

OATS

MAY	1342	1324	1340*	+10
JLY	1386	1372	1384*	+6
SEP	1416	1414	1416*	+4
DEC	1460	1450	1460*	+6

SOYBEAN MEAL

MAY	1957	1950	1952*	+3
JLY	1965	1957	1959*	+2
AUG	1955	1946	1949*	+2
SEP	1937	1928	1931*	+6
OCT	1915	1910	1910*	+3
DEC	1906	1898	1901*	+3
JAN	1905	1902	1902*	+5
MAR	1915	1910	1910*	+14

K.C. WHEAT

	HIGH	LOW	LAST	CHG
MAY	3330	3304	3320*	+14
JLY	3264	3250	3254*	+10
SEP	3282	3270	3274*	+14
DEC	3350	3340	3344*	+10
MAR			3370*	+10

MINN WHEAT

MAY	3350	3334	3340*	+2
JLY	3302	3290	3300*	+6
SEP	3254	3240	3244*	+4
DEC	3322	3300	3320*	+10
MAR			3360*	0

SOYBEAN OIL

MAY	2942	2916	2926*	-11
JLY	2938	2913	2924*	-8
AUG	2890	2873	2880*	-6
SEP	2835	2813	2825*	-10
OCT	2759	2738	2752*	-3
DEC	2700	2678	2686*	-1
JAN	2675	2660	2669*	-1
MAR	2664	2650	2658*	-2