


MODEL 95 TUNNEL LAYER

For Fast Uniform Setting
of Wire Hoops and Tunnels



Model 95 laying plastic tunnels over two rows of celery
(Patents Pending)


NEW Model 95 wire setter and tunnel layer combination makes tunnel laying easy, efficient and fast. It requires only one person to feed the wires from the holding station into the unit. The wires are then automatically taken and set uniformly into the soil on about 62" centers 12" - 14" high.



Reg U.S. Pat. Off.

Manufactured Exclusively By
MECHANICAL TRANSPLANTER COMPANY

Herd



MODEL 750

FOR
YOUR
COVER
CROPS AND
ALL OTHER TYPES
OF SEEDS AND FERTILIZERS



MODEL GT-77

All HERD Seeders have agitators for even flow of material
All HERD Seeders can easily be adjusted for centered spread. (No strips)
Settings for most seeds and fertilizer on each machine.

Long known as the "Workhorses" of the industry because they are built tough... in the U.S.A.

Write for more literature

HERD SEEDER CO., INC.



500 and 600 gallon TANDEM AXLE HPT SERIES SPRAYERS



Model Shown.
HPT500DF
60' Truss Boom

Reliable Sprayers

- ◆ 500 or 600 gallon elliptical polyethylene tank with baffle and deep sump for complete drainage.
- ◆ Jet agitation for thorough mixing and excellent chemical suspension.
- ◆ Large 16" fillwell with 4" center cap.
- ◆ Adjustable wheel spacings of 60", 70", or 80" centers. (120" optional)
- ◆ Walking tandem axle trailer with ground clearance settings of 23" or 29", three ton hubs and spindles and 15" x 10" wheels.
- ◆ Large front mounted step, platform, and safety rail for easy filling.
- ◆ Three section boom control.
- ◆ 2 1/2 gal. clean water tank for safety.
- ◆ Available with 28', 30', 40', 45' or 60' heavy duty truss booms with boom skids, 3/4" boom plumbing, and diaphragm check nozzles.
- ◆ DBFT Flotation boom mount is standard on truss booms.

◆ Available with 60' or 80' wheeled booms with 3/4" boom plumbing, diaphragm check nozzles, and 4.80x12" boom carrier wheels with built in suspension.

Pump Packages


- ◆ Demco single or double piston pump with electric shut-off.
- ◆ Hypro belt driven centrifugal pump.
- ◆ Hypro gear driven centrifugal pump.
- ◆ Ace hydraulic driven centrifugal pump.



Large front mounted step, platform and safety rail for easy filling of the tank. Clean water tank is standard

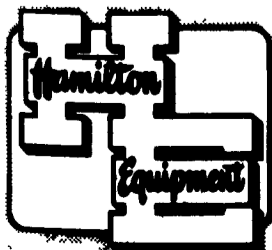
Available With Hydraulic Fold Booms

Why Settle For Less... Get The Best



1. QUICK-ATTACH LOADERS 8 Q-Series Models from SMC Corp For tractors 12 to 180 HP No parking stands Detach and back away 64Q and 84Q Models are belly mount mower compatible
2. BOX SCRAPER Hinged rear blade, heat-treated shanks, replaceable points Competitively priced
3. 4 TO 10-FT. REAR BLADES Optional side plates skid shoes and gauge wheels 10 to 150 HP
4. LANDSCAPE RAKES 4, 6 and 8-ft lengths with gauge wheels and fold down blade options for your landscaping jobs

SMC CORPORATION
SCHWARTZ DIVISION



Telephone (717) 733-7951

HAMILTON EQUIPMENT, INC.

Wholesale Distributors

Ephrata, PA

Raphine, VA