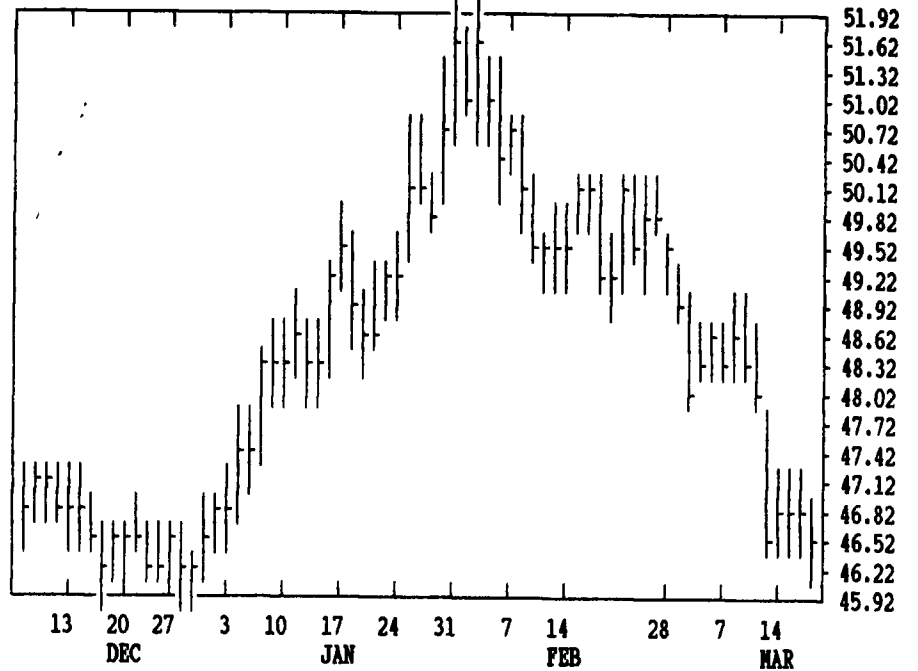
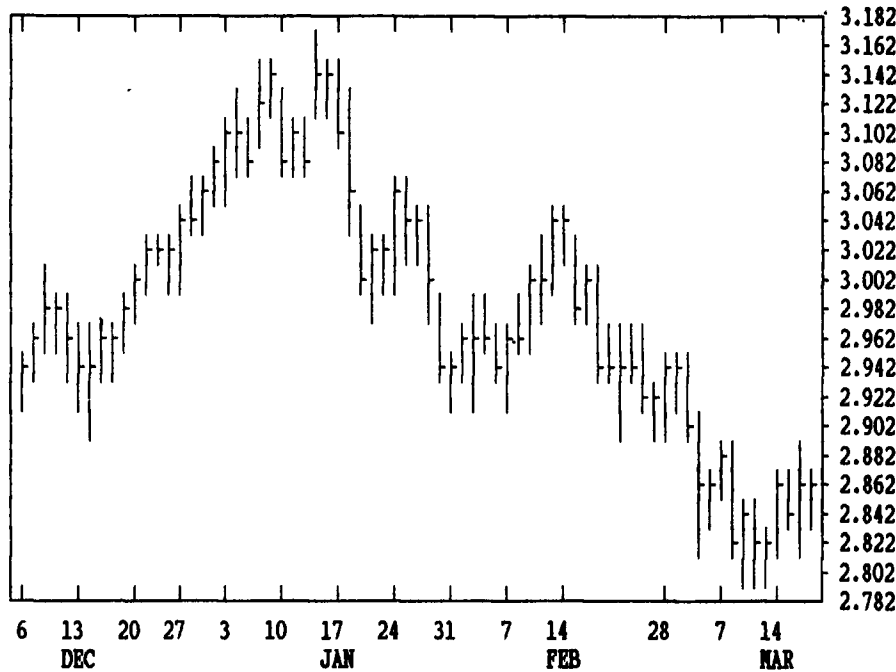


# GRAIN, CATTLE AND HOG FUTURES MARKETS

(Closing bids: Thursday, March 17, 1994)

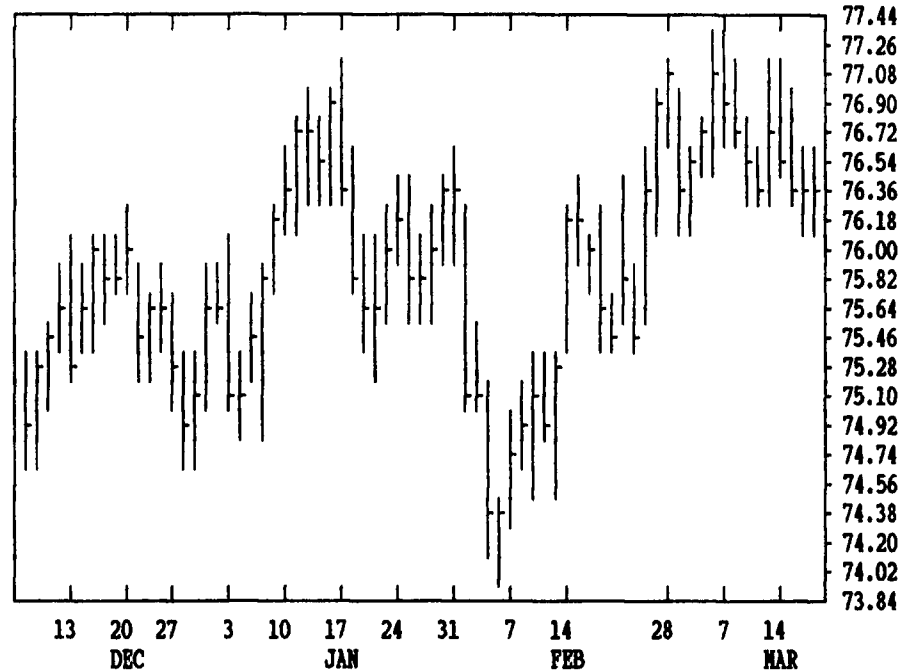
DTN GRAINS 18 MAY CORN

CONTRACT HIGH: 3.162 LOW: 2.384



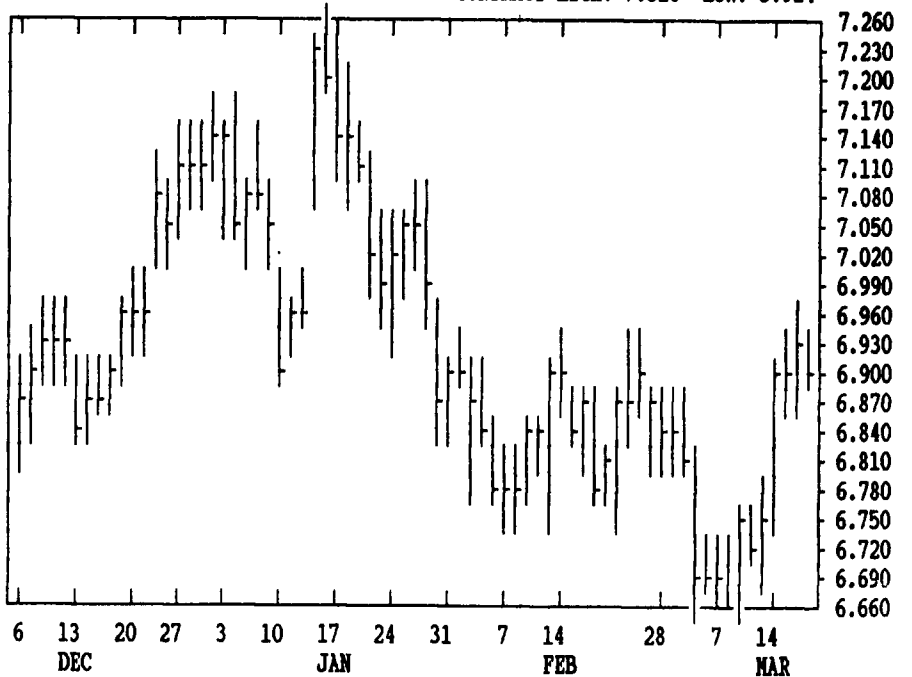
DTN LIVESTOCK 19 APRIL LIVE CATTLE

CONTRACT HIGH: 77.55 LOW: 73.20



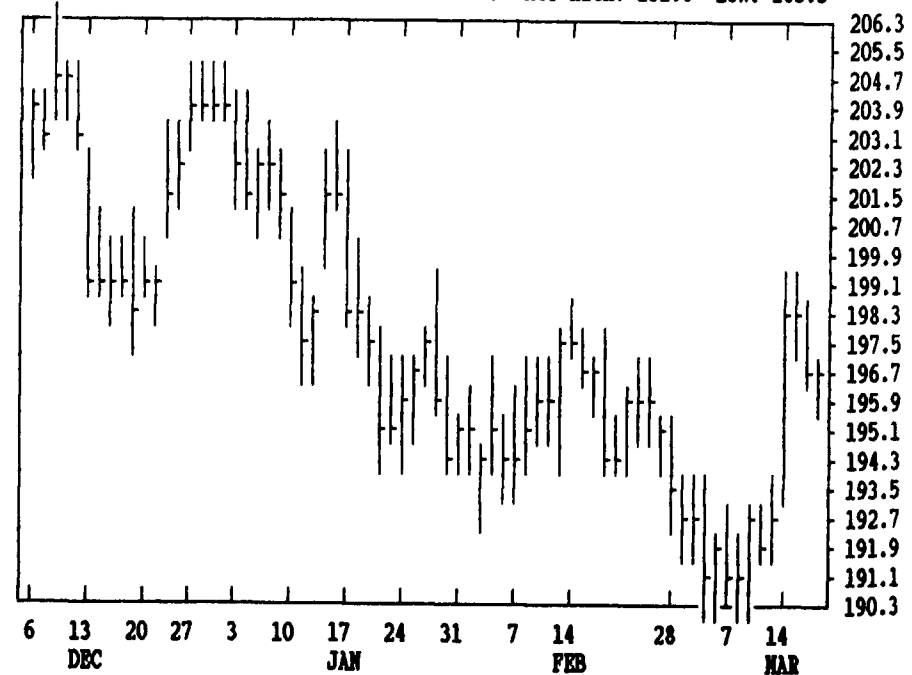
DTN GRAINS 23 MAY SOYBEANS

CONTRACT HIGH: 7.510 LOW: 5.924



DTN GRAINS 25 MAY SOY MEAL

CONTRACT HIGH: 232.0 LOW: 185.5



DTN FUTURES 14 03/17/94		TECHNICAL POINTS				SLOW STOCHASTIC							
PRICES ARE DECIMAL		MOVING AVERAGES				RSI'S							
CONTRACT	CLOSE	4-DAY	9-DAY	18-DAY	45-DAY	9DAY	14DAY	30DAY	%K	%D	%K	%D	
WHEAT	MAY	341.75	339.00	338.53	343.22	351.74	47.3	43.9	45.9	84	53	16	9
WHEAT	JUL	328.75	327.00	326.44	331.56	339.28	44.7	42.4	44.0	90	62	19	10
KCWHT	MAY	339.25	337.31	338.72	342.08	350.16	42.6	40.9	44.2	78	46	15	11
KCWHT	JUL	327.75	326.00	325.81	330.42	337.39	43.2	40.6	44.2	80	54	18	11
NGEWT	MAY	343.75	340.94	342.36	346.11	357.71	44.3	41.4	43.4	71	48	22	19
CORN	MAY	286.00	285.87	284.75	288.21	296.01	44.1	41.8	44.4	69	66	21	15
CORN	JUL	290.00	289.69	288.00	291.28	298.01	46.9	44.3	46.0	73	71	27	18
CORN	DEC	265.50	265.12	263.00	265.18	267.12	52.8	49.9	50.0	84	79	39	24
OATS	MAY	133.75	132.19	130.67	132.06	135.32	59.3	52.6	46.5	89	79	46	26
BEANS	MAY	691.50	691.44	680.97	681.71	689.61	62.6	57.0	52.0	86	89	77	52
BEANS	JUL	692.50	692.44	682.06	683.60	691.06	62.4	56.7	51.9	85	89	74	48
BEANS	NOV	653.75	656.87	649.25	649.69	649.75	56.9	55.3	53.7	61	70	65	51
NEAL	MAY	196.50	197.57	194.53	194.22	195.58	58.3	54.9	49.9	74	83	72	49
BNOIL	MAY	28.86	28.69	28.39	28.52	28.77	59.6	56.0	54.6	81	73	55	39
CATTLE	APR	76.47	76.45	76.58	76.55	76.04	50.6	52.3	52.4	22	25	59	66
CATTLE	JUN	74.38	74.18	74.56	74.65	74.30	47.2	49.2	52.0	25	16	32	54
FCTL	MAR	81.75	81.53	81.66	81.90	81.58	51.1	51.1	51.0	57	34	34	47
HOGS	APR	46.50	46.79	47.52	48.38	49.30	27.6	32.2	41.2	11	10	5	8
HOGS	JUN	53.03	53.39	54.01	54.43	54.70	27.7	34.7	44.4	14	14	9	21
PKBLS	MAR	54.00	54.40	55.82	56.24	56.66	35.0	39.7	45.6	15	12	8	28

CORN				CHICAGO WHEAT				K.C. WHEAT						
MAR	HIGH	LOW	LAST	CHG	MAR	HIGH	LOW	LAST	CHG	MAR	HIGH	LOW	LAST	CHG
MAR	2804	2792	2796*	0	MAR	3394	3370	3374*	+12	MAR	3530	3506	3506*	-2
MAY	2870	2854	2860*	-2	MAY	3436	3410	3416*	-4	MAY	3404	3386	3392*	0
JLY	2906	2894	2900*	-2	JLY	3296	3274	3286*	-6	JLY	3290	3272	3276*	-4
SEP	2786	2776	2784*	0	SEP	3312	3294	3300*	-4	SEP	3296	3284	3290*	-6
DEC	2656	2642	2654*	+6	DEC	3390	3376	3390*	-10	DEC	3356	3344	3350*	-4
MAR	2714	2704	2712*	+6	MAR	3400	3390	3400*	-10	MINN WHEAT				
MAY	2752	2746	2752*	+2	OATS				MAR	3500	3464	3480*	0	
JLY	2770	2760	2766*	+2	MAR	1294	1274	1294*	+26	MAY	3456	3434	3436*	0
DEC	2534	2520	2534*	+10	MAY	1340	1316	1336*	+16	JLY	3364	3350	3350*	-4
SOYBEANS				JLY	1390	1364	1384*	+20	SEP	3280	3260	3260*	0	
MAR	6924	6894	6902*	-16	SEP	1424	1410	1424*	+16	DEC	3344	3332	3334*	+4
MAY	6950	6910	6914*	-30	SOYBEAN MEAL				SOYBEAN OIL					
JLY	6956	6920	6924*	-26	MAR	1955	1943	1946*	-10	MAR	2923	2893	2895*	-19
AUG	6876	6844	6846*	-26	MAY	1972	1961	1965*	-6	MAY	2918	2882	2886*	-19
SEP	6700	6670	6670*	-32	JLY	1980	1969	1973*	-4	JLY	2908	2871	2877*	-21
NOV	6570	6534	6536*	-30	AUG	1968	1960	1961*	-6	AUG	2860	2827	2833*	-22
JAN	6620	6594	6594*	-26	SEP	1953	1942	1945*	-3	SEP	2818	2775	2780*	-31
MAR	6664	6640	6640*	-30	OCT	1927	1922	1922*	-4	OCT	2728	2705	2705*	-8
JLY	6680	6660	6660*	-30	DEC	1922	1913	1915*	-4	DEC	2675	2650	2653*	-12
NOV	6240	6210	6210*	-16	JAN	1922	1916	1918*	0	JAN	2655	2635	2638*	-15

LIVE CATTLE				FEEDER CATTLE				LIVE HOGS						
APR	HIGH	LOW	LAST	CHG	APR	HIGH	LOW	LAST	CHG	APR	HIGH	LOW	LAST	CHG
APR	7650	7615	7647*	+10	MAR	8182	8157	8175*	+10	APR	4685	4635	4650*	-47
JUN	7440	7400	7437*	+20	APR	8127	8095	8120*	+15	JUN	5347	5280	5302*	-45
AUG	7292	7272	7287*	+5	MAY	8100	8057	8097*	+32	JLY	5285	5240	5252*	-45
OCT	7407	7375	7400*	+17	AUG	8185	8135	8180*	+30	AUG	5140	5085	5100*	-62
DEC	7425	7390	7415*	+12	SEP	8140	8100	8140*	+32	OCT	4770	4722	4727*	-52
FEB	7420	7375	7400*	+32	OCT	8125	8085	8125*	+37	DEC	4880	4805	4820*	-57
APR	7510	7500	7510*	+25	NOV	8170	8130	8170*	+30	FEB	4890	4850	4860*	-47
JUN				0	JAN	8090	8080	8090*	+35	APR	4710	4660	4662*	-50
SWISS FRANC				CANADIAN DOLLAR				PORK BELLIES						
JUN	7005	6938	6950*	-24	JUN	7335	7296	7299*	-28	MAR	5440	5382	5400*	-65
SEP	7015	6950	6958*	-25	SEP	7320	7290	7289*	-28	MAY	5550	5465	5515*	-52
DEC	7025	6970	6974*	-26	DEC	7300	7289	7279*	-28	JLY	5580	5510	5547*	-50
BRITISH POUND				US DOLLAR INDEX				GERMAN MARK						
JUN	14946	14870	14882*	-20	JUN	9515	9496	9508a	+22	FEB	5900	5850	5855*	-85
SEP	14920	14830	14850*	-24	SEP			9560a	+26	MAR	5870	5800	5835*	0
DEC	14900	14830	14830*	-28	S&P 500 INDEX				GERMAN MARK					
JAPANESE YEN				JUN	47200	46950	47155*	+90	JUN	5933	5881	5893*	-2	
JUN	9508	9468	9482*	+16	SEP	47410	47170	47345*	+85	SEP	5914	5868	5876*	-2
SEP	9552	9529	9532*	+16	DEC	47590	47400	47575*	+75	DEC	5895	5860	5869*	-2
DEC	9600	9590	9586*	+16	MAR				0	MAR				0