

FARMER BOY AG INC.

Your Complete Poultry, Swine Building & Equipment Center



A Division of **GSI**

Direct Drive Fans

AAA GLASS-PAC FIBERGLASS VENTILATION FANS

Streamlined Fiberglass Fan Housing

- Plastic Shutter
- Solid One-Piece Fiberglass Propellers
- Heavy Duty Motors
- All Aluminum Motor Unit
- Stainless Steel Hardware
- Vinyl-Coated Steel Front Guard



AAA NEVER-RUST AIR FOIL SHUTTERS
NO RUST,
NO CORROSION

AVAILABLE IN BACK-DRAFT MODEL



Heating

The Purafire Choose From Two PURAFIRE MODELS

- C80M-Variable Output (40,000 or 80,000 BTUH)
- C225-225,000 BTUH Unit.



SCREW-DRIVE CURTAIN COMMANDER™

AIRSTREAM VENTILATION SYSTEMS Curtain Commander™ Screw Drive Automated Ventilation Curtain Controller by design is unsurpassed for durability and simplicity of operation. • Reversible brake drives available in 15 and 60 RPM models • 3,000 lb. lift capacity (contact factory for restrictions). • High strength zinc-aluminum alloy drive-block features drive bearing properties superior to bronze and plastic materials. • Engineered aero-space plastic guides allow for drive-block stability and maintenance-free operation. (Does not require lubrication). • Hightech hytel power coupler rated to protect gear-drive assembly with maximum flex alignment-minimal wear. • Isolated primary and secondary actuation switches allow for back-up protection. • Adjustment rods by design allow for ease of adjustment and simplicity of wiring. (All wiring at drive end). • New one- and two-piece fiberglass composite cover assemblies for lifetime service.

NV1 CONTROL Precisely adjustable in all ways. Lets you adjust both the run time and the pause time. It even lets you choose a different rate for opening and closing. Adjustable dead band and heater interlock make it the most accurate digital control on the market for natural ventilation... and it's standard equipment with the Curtain Commander™.

LATCH-OUT ASSEMBLY Fully adjustable latch-out assembly available on all Curtain Commander™ machines. (Can be retro-fitted to selected models). Allows for total flexibility in tunnel-ventilated buildings. Shuts off fans when curtain reaches desired opening.



NV1 CONTROL

ADJUST-A-BAFFLE™ SYSTEM

NEW AIRSTREAM VENTILATION SYSTEMS Adjust A Baffle™ System by design afford high insulation value and total flexibility of operation. New improved AIRSTREAM VENTILATION SYSTEMS Auto Air II™ and Adjust A-Baffle™ Systems provide maximum inlet air control for new and existing negative pressure ventilating installations.

Typical Installation



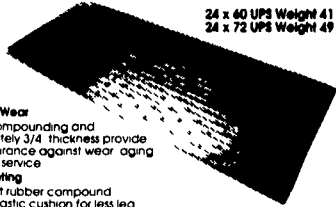
Tight Seal

- High insulation value one inch (1") polystyrene core
- Corrosion-free construction consists of rugged fiberglass composite laminate and UV stabilized PVC trim channel
- Exclusive flexible PVC hinge allows for ease of installation and alignment
- Flexible PVC closure allows for building construction variables
- Exclusive PVC expansion connector automatically adjusts to temperature variations and ensures consistent closure alignment

SOW MATS

Ribbed rubber sow mats for covering those problem floors. Especially good for covering 5 gauge wire where nipple problems and shoulder sores are a problem.


24 x 40 UPS Weight 41 lbs
24 x 72 UPS Weight 49 lbs



CREEP PAD

Pigs stay warm, dry and comfortable on this black rubber creep pad. It absorbs radiant heat while blocking drafts through floors and provides insulation. Its flexibility prevents damage when kicked by the sow, while tabs lock it under the creep divider.

The inexpensive mat cleans easily, yet the soft, ribbed surface provides excellent traction for baby pigs.



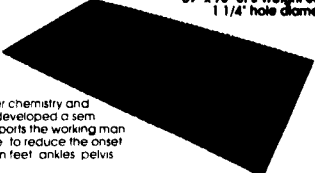
39" x 78" UPS Weight 48 lbs
1 1/4" hole diameters

BOAR MATS

AGRI-MAT reduces the onset of fatigue and strain and pays for itself in a short time. Afterwards, all savings are all profit.

Agri-Mat is a scientifically developed and tested mat that cuts cleanup time and provides improved sanitation.

Reduces Fatigue
Our advanced rubber chemistry and design groups have developed a semi-elastic body that supports the working man with just enough give to reduce the onset of fatigue and strain in feet, ankles, pelvis and back.



A Division of **GSI**

CEILING INLETS



Each unit provides 1.2 square feet of intake area and is designed to operate under negative pressure. Inlets are constructed of fiberglass composite and Styrofoam. Units measure 16.5" square and mount directly into the ceiling and project into the attic. An insulation-stop is provided. Stainless steel counter weights and a manual lock adjustment make it unsurpassed in performance.




Counter Weight


ENVIRONMENTAL CONTROLS



TC2-8SD
8 STAGE CONTROL (Features) • 3 digit display • Choice of 8 ventilation stages or 7 ventilation stages and 1 heating stage • Minimum ventilation cycle timer • Pilot lights indicate the status of outputs • Overload protection on outputs by means of fuses • Temperature probe can be extended up to 500 feet. • Minimum and maximum thermometer incorporated in the controller • ELECTRICAL SPECIFICATIONS: Input voltage, 115 VAC or 230 VAC, 50 or 60 Hz



TC2-1V2S
3 STAGE CONTROL (Features) • 3 digit display • 1 variable stage 10A • Choice of 3 ventilation stages or 2 ventilation stages and 1 heating stage • Locked mode switch • Minimum and maximum thermometer incorporated in the controller • Temperature probe can be extended up to 500 feet. ELECTRICAL SPECIFICATIONS: 110/220 50/60 Hz



TC2-2V2S
4 STAGE CONTROL (Features) • 3 digit display • Choice of 4 ventilation stages or 3 ventilation stages and 1 heating stage • 2 variable stages 10A each stage • 2 on/off stages 6A inductive/10A resistive • Locked mode switch • Minimum and maximum thermometer incorporated in the controller • Temperature probe can be extended up to 500 feet. ELECTRICAL SPECIFICATIONS: 110/220 50/60 Hz

RayTec WayPig LITTER SCALE

All Four


Wheels Swivel

An entire litter can be placed in the portable WayPig at one time, as the scale handles loads up to 200 lbs. The oversize scale quickly gives you clear, precise readout of the total litter weight in both pounds and kilograms. The compact design lets you easily glide through narrow aisles and around tight corners.



WayPig 500 ANIMAL SCALE

The bottom platform has non-skid surface with no gaps on the side through which feet can slip. The entire unit including sides and gates, serve as the weighing area. WayPig 500 & 505 scales can be ordered with wheels that can be quickly raised for level weighing.
WayPig 505 - 20"Wx60"Lx41-1/4" H



PIG & HOG DINERS


Several Sizes to fit Your Needs



Left to Right: Piggy Diner (1.1 Bushel Capacity) Pig Diner (5.5 Bushel Capacity) Hog Diner (5.5 Bushel Capacity) Large Capacity Hog Diner (7.5 Bushel Capacity)

THE A-P ADVANTAGE:

- Handles any type feed - dry or wet (up to 27% moisture)
- Unique feed down design permits feed to drop in area of feed pan with easy access yet virtually eliminates feed being dragged out and wasted
- No bridging or clogging
- Top crank permits easy adjustment of feed flow
- Feed pan and dividers permit animals to stand straight away from feeder rather than at an angle which blocks access
- Actuator requires less than 1 lb push to operate
- Fiberglass hopper and pan
- Stainless or painted steel parts
- Optional tie downs, wet feeder valves/irrig, and adapters to convert to fence-line feeder operation



THE PATH TO EFFICIENCY
The arrows indicate the feed path of A-P Pig and Hog Diners. A path that assures constant feed supply, easy adjustment by an animal, and proper control of any type of feed.

QUALITY **GSI** BINS

We Assemble, Deliver & Set-Up Bins On Your Farm



Full Line Of Parts In Stock For Your Poultry And Hog Needs

Swine & Poultry Systems Specialists

FARMER BOY AG. INC.

410 E LINCOLN AVE (RT 422)

MYERSTOWN, PA 17067

PH. 717-866-7565

Hours: M-F 7:00-5:00;
Sat. 7:30-11:30

Check Our Warehouse Prices

WE SHIP UPS



SEE JAY OR PAUL FOR YOUR



JAY ZIMMERMAN Sales

PARTS AND EQUIPMENT NEEDS



PAUL HIGH Sales



24 Hour Service