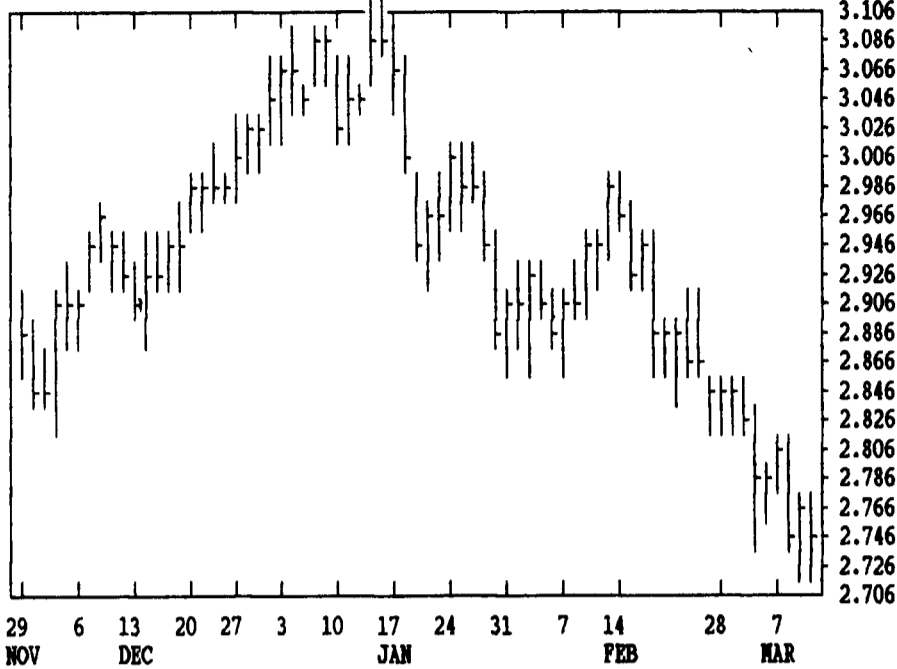


# GRAIN, CATTLE AND HOG FUTURES MARKETS

(Closing bids: Thursday, March 10, 1994)

DTN GRAINS 18 MARCH CORN CONTRACT HIGH: 3.116 LOW: 2.326

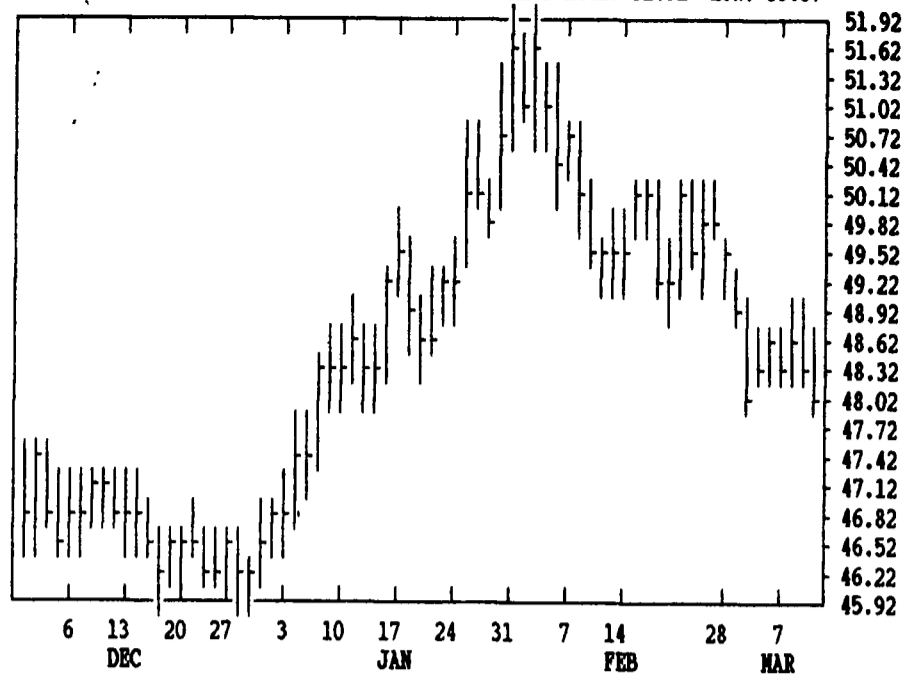


| DTN FUTURES 14 03/04/94 |        | DTN WEEKLY TECHNICAL SUMMARY 3/4/94 |        |         |         |            |        |
|-------------------------|--------|-------------------------------------|--------|---------|---------|------------|--------|
| Past Week's (2/28-3/4)  |        | February's                          |        | Current |         |            |        |
| High                    | Low    | Close                               | High   | Low     | Support | Resistance |        |
| NEARBY WHEAT            | 348.00 | 337.5                               | 340.50 | 378.5   | 340.00  | 335.25     | 366.00 |
| MAY WHEAT               | 348.00 | 339.00                              | 343.75 | 367.25  | 342.25  | 339.00     | 353.00 |
| NEARBY KCWHT            | 360.5  | 351.5                               | 360.00 | 374.75  | 351.5   | 336-349.50 | 371.75 |
| MAY KCWHT               | 346.75 | 340.00                              | 344.75 | 363.00  | 340.00  | 332.25     | 356.50 |
| NEARBY MGEWT            | 369.5  | 352.25                              | 361.25 | 386.00  | 352.25  | 342.00     | 376.50 |
| NEARBY CORN             | 286.00 | 276.00                              | 278.25 | 299.00  | 283.00  | 270.75     | 293.75 |
| MAY CORN                | 294.75 | 283.5                               | 286.00 | 305.00  | 290.25  | 281.25     | 298.5  |
| JUL CORN                | 297.75 | 286.5                               | 288.75 | 307.5   | 293.5   | 284.75     | 297.75 |
| NEARBY OATS             | 128.25 | 124.25                              | 125.5  | 133.5   | 126.00  | 120.00     | 136.75 |
| NEARBY BEANS            | 681.5  | 662.00                              | 666.5  | 690.75  | 670.00  | 658.50     | 687.50 |
| MAY BEANS               | 687.00 | 666.5                               | 671.00 | 694.75  | 675.00  | 663.00     | 687.50 |
| NOV BEANS               | 654.00 | 639.00                              | 640.75 | 659.00  | 634.25  | 634.25     | 657.50 |
| NEARBY NEAL             | 194.00 | 189.6                               | 191.2  | 199.00  | 192.2   | 187.00     | 198.90 |
| NEARBY EMOIL            | 29.13  | 28.04                               | 28.08  | 29.27   | 27.78   | 27.50      | 30.80  |
| NEARBY LIVCT            | 77.275 | 76.175                              | 77.20  | 77.15   | 71.575  | 71.625     | 78.85  |
| JUN LIVCT               | 75.075 | 74.35                               | 74.975 | 75.10   | 73.05   | 73.95      | 75.10  |
| NEARBY PEDCT            | 82.475 | 81.675                              | 82.425 | 82.50   | 80.25   | 80.25      | 84.00  |
| NEARBY LIVHG            | 49.70  | 48.125                              | 48.675 | 50.70   | 48.30   | 47.45      | 53.475 |
| JUN LIVHG               | 55.075 | 53.925                              | 54.625 | 56.00   | 54.225  | 53.65      | 55.575 |
| NEARBY PKBLS            | 57.00  | 54.85                               | 56.65  | 60.70   | 55.15   | 50.00      | 61.15  |

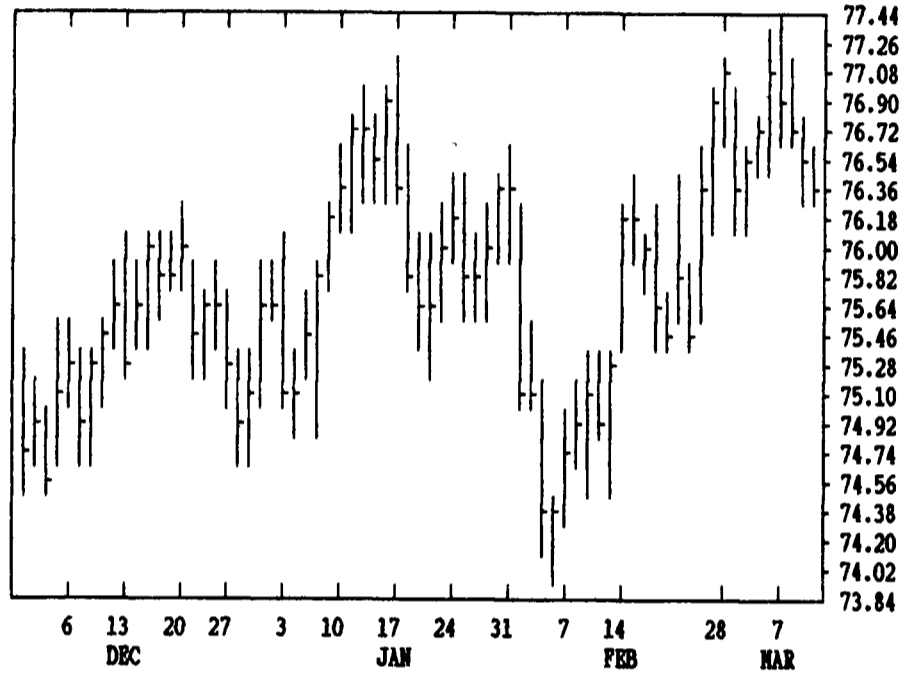
| CORN     |      |       |     | CHICAGO WHEAT |      |       |     | K.C. WHEAT  |      |       |     |
|----------|------|-------|-----|---------------|------|-------|-----|-------------|------|-------|-----|
| HIGH     | LOW  | LAST  | CHG | HIGH          | LOW  | LAST  | CHG | HIGH        | LOW  | LAST  | CHG |
| MAR 2770 | 2740 | 2744* | -16 | MAR 3350      | 3300 | 3320* | +16 | MAR 3520    | 3454 | 3470* | -50 |
| MAY 2846 | 2812 | 2816* | -22 | MAY 3386      | 3344 | 3350* | -10 | MAY 3396    | 3354 | 3364* | -30 |
| JUL 2876 | 2844 | 2846* | -20 | JUL 3266      | 3220 | 3222* | -34 | JUL 3254    | 3224 | 3230* | -14 |
| SEP 2742 | 2720 | 2722* | -6  | SEP 3284      | 3240 | 3244* | -30 | SEP 3270    | 3240 | 3240* | -16 |
| DEC 2614 | 2592 | 2594* | -6  | DEC 3364      | 3332 | 3334* | -32 | DEC 3330    | 3300 | 3300* | -20 |
| MAR 2672 | 2650 | 2652* | -6  | MAR 3364      | 3364 | 3364* | -24 | MINN WHEAT  |      |       |     |
| MAY 2714 | 2704 | 2704* | -14 | OATS          |      |       |     | MAR 3554    | 3500 | 3510* | +10 |
| JUL 2730 | 2714 | 2714* | -10 | MAR 1254      | 1240 | 1240* | -10 | MAY 3444    | 3390 | 3394* | -30 |
| DEC 2540 | 2524 | 2532* | +2  | MAY 1300      | 1276 | 1276* | -20 | JUL 3344    | 3296 | 3306* | -24 |
| SOYBEANS |      |       |     | JUL 1350      | 1322 | 1324* | -20 | SEP 3270    | 3234 | 3236* | -22 |
| MAR 6726 | 6680 | 6700* | -16 | SEP 1384      | 1366 | 1366* | -16 | DEC 3330    | 3330 | 3330* | +2  |
| MAY 6770 | 6730 | 6740* | -14 | SOYBEAN NEAL  |      |       |     | SOYBEAN OIL |      |       |     |
| JUL 6780 | 6740 | 6750* | -12 | MAR 1922      | 1910 | 1912* | -8  | MAR 2851    | 2824 | 2835* | -3  |
| AUG 6704 | 6670 | 6680* | -10 | MAY 1927      | 1917 | 1921* | -6  | MAY 2850    | 2816 | 2832* | -5  |
| SEP 6564 | 6540 | 6544* | +4  | JUL 1933      | 1923 | 1926* | -5  | JUL 2850    | 2818 | 2829* | -6  |
| NOV 6460 | 6430 | 6452* | +20 | AUG 1917      | 1909 | 1911* | -4  | AUG 2820    | 2790 | 2790* | -10 |
| JAN 6510 | 6484 | 6500* | +10 | SEP 1902      | 1895 | 1896* | 0   | SEP 2785    | 2758 | 2760* | -2  |
| MAR 6550 | 6540 | 6550* | +10 | OCT 1883      | 1875 | 1881* | +1  | OCT 2715    | 2690 | 2692* | +2  |
| JUL 6584 | 6570 | 6574* | +24 | DEC 1876      | 1867 | 1872* | 0   | DEC 2675    | 2635 | 2651* | +10 |
| NOV 6220 | 6192 | 6204* | -20 | JAN 1877      | 1865 | 1870* | 0   | JAN 2650    | 2625 | 2647* | +20 |

| LIVE CATTLE   |       |        |      | FEEDER CATTLE   |       |        |          | LIVE HOGS    |       |       |     |
|---------------|-------|--------|------|-----------------|-------|--------|----------|--------------|-------|-------|-----|
| HIGH          | LOW   | LAST   | CHG  | HIGH            | LOW   | LAST   | CHG      | HIGH         | LOW   | LAST  | CHG |
| APR 7655      | 7632  | 7642*  | -7   | MAR 8175        | 8155  | 8162*  | -7       | APR 4860     | 4805  | 4812* | -35 |
| JUN 7465      | 7440  | 7455*  | -22  | APR 8130        | 8110  | 8125*  | 0        | JUN 5485     | 5447  | 5457* | -30 |
| AUG 7302      | 7285  | 7292*  | -17  | MAY 8090        | 8070  | 8075*  | -15      | JUL 5405     | 5375  | 5390* | -10 |
| OCT 7342      | 7325  | 7330*  | -12  | AUG 8152        | 8135  | 8142*  | -15      | AUG 5230     | 5207  | 5217* | -12 |
| DEC 7375      | 7365  | 7372*  | -7   | SEP 8115        | 8110  | 8115*  | -15      | OCT 4810     | 4785  | 4790* | -17 |
| FEB 7345      | 7335  | 7335*  | 0    | OCT 8087        | 8080  | 8085*  | -7       | DEC 4880     | 4850  | 4860* | -20 |
| APR 7475      | 7465  | 7465*  | +5   | NOV 8135        | 8125  | 8135*  | -15      | FEB 4937     | 4925  | 4937* | -10 |
| JUN 0         | 0     | 0      | 0    | JAN 8070        | 8077* | 0      | APR 4740 | 4735         | 4735* | -30   |     |
| SWISS FRANC   |       |        |      | CANADIAN DOLLAR |       |        |          | PORK BELLIES |       |       |     |
| MAR 7085      | 6984  | 7074*  | +108 | MAR 7378        | 7358  | 7372*  | -20      | MAR 5770     | 5690  | 5702* | -75 |
| JUN 7082      | 6970  | 7070*  | +108 | JUN 7380        | 7351  | 7367*  | -21      | MAY 5885     | 5790  | 5797* | -80 |
| SEP 7086      | 7012  | 7080*  | +109 | SEP 7360        | 7355  | 7360*  | -23      | JUL 5890     | 5795  | 5812* | -80 |
| BRITISH POUND |       |        |      | US DOLLAR INDEX |       |        |          | GERMAN MARK  |       |       |     |
| MAR 15060     | 14920 | 15034* | +112 | MAR 9393        | 9390  | 9390a  | +15      | AUG 5640     | 5562  | 5562* | -87 |
| JUN 15010     | 14878 | 14990* | +112 | JUN 9460        | 9441  | 9446a  | +17      | FEB 5930     | 5930  | 5930* | -62 |
| SEP 14960     | 14930 | 14962* | +112 | S&P 500 INDEX   |       |        |          | MAR 5860     | 5840  | 5840* | -50 |
| JAPANESE YEN  |       |        |      | MAR 46795       | 46240 | 46390* | -330     | MAR 5975     | 5865  | 5956* | +98 |
| MAR 9517      | 9434  | 9508*  | +65  | JUN 46875       | 46370 | 46515* | -335     | JUN 5943     | 5832  | 5926* | +97 |
| JUN 9555      | 9470  | 9546*  | +65  | SEP 47095       | 46580 | 46715* | -330     | SEP 5918     | 5840  | 5908* | +97 |
| SEP 9615      | 9525  | 9598*  | +68  | DEC 47330       | 46810 | 46940* | -340     | DEC 5905     | 5872  | 5900* | +97 |

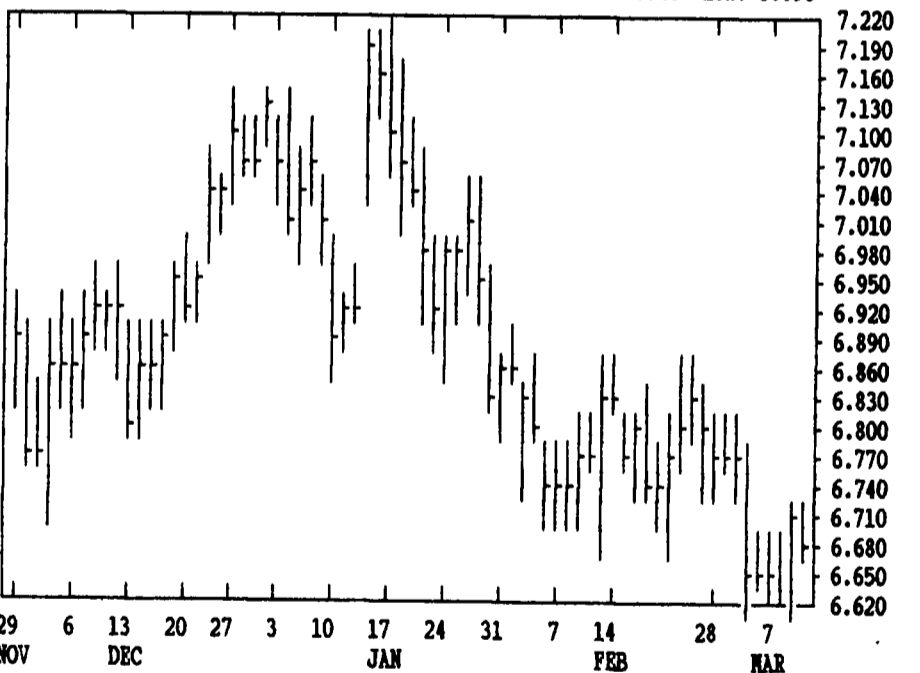
DTN LIVESTOCK 18 APRIL LIVE HOGS CONTRACT HIGH: 51.92 LOW: 39.57



DTN LIVESTOCK 19 APRIL LIVE CATTLE CONTRACT HIGH: 77.55 LOW: 73.20



DTN GRAINS 23 MARCH SOYBEANS CONTRACT HIGH: 7.540 LOW: 5.896



DTN GRAINS 25 MARCH SOY NEAL CONTRACT HIGH: 237.5 LOW: 185.2

