

NH 469, 9' haybine, field ready Asking \$750 OBO. Lancaster Co. 717-786-1119 evenings.

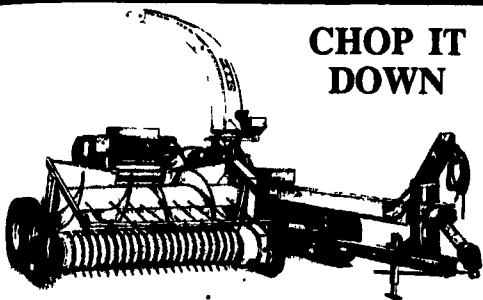
NH 900 forage harvester w/pickup head, 3RN corn head, good condition, \$11,500. 717/597-4790.

NH model 270 hay baler, w/motor driven bale thrower, working condition, \$1000. 301-349-5432.

NH TR85 combine, 1981, excellent condition, 2500 hours, 6FR corn-head, 15' flex head. (610)779-3284.

Gehl Quality Comes From Your Gehl Dealer, Binkley & Hurst Bros., Inc.

CHOP IT DOWN



Gehl forage harvesters get the job done faster with these performance features:

- Exclusive Auto-Max Load-Sensing System - Increase capacity by up to 20%. Lets you operate at top capacity without the fear of downtime due to overloading.
- Metal-Stop Metal Detector - Prevents machine damage and hardware failure.
- In-head Hydraulic Knife Sharpener - Lets you sharpen knives in the field.
- Patented One-Sided Cutterbar Adjustment - Makes adjusting the cutterbar quick and easy.
- Three Models To Choose From - Including the largest capacity pull-type forage harvester on the market.

Model 1065
In Stock w/Tandem Axle For Smoother Chopping With All The Finest Features Shown Here!


GEHL

Investing today in the future of agriculture

PACK IT IN!


...With Gehl's variable chamber round balers.

Model 1470
In Stock!



- Total Density Control (TDC) - Custom-build bales.
- Two models - Make bales 3'9" - 5' wide, 5' - 6' in diameter.
- Quick-wrap option - Speeds baling, preserves quality.
- Constant velocity driveline - For smooth operation.
- Electric dual twine wrap - With manual or auto control.
- Low horsepower requirement - Needs only 40 h.p.

- Model 1540 540 PTO Economy Priced
- Model 1580 1000 RPM With The Highest Blowing Capacity On The Market



BOTH MODELS IN STOCK!

Gehl high-capacity blowers will help get your silo-filling done in short order.

- Three models with a choice of 540 or 1,000 rpm.
- Twin spinners rifle material at nearly 35 mph.
- Twin-sided fan disc with paddles on both sides.
- Split rim sheets feature a replaceable inner liner.
- Many convenience features.

BINKLEY & HURST BROS. INC.

133 Rothsville Station Rd. Lititz, PA 17543
(717) 626-4705
1-800-IT-PAYS U

After Hours Emergency Parts Call:
(717) 626-0885
(717) 626-5159
(717) 859-8768



Don't Wait, If You Need A Speciality Planter For Spring Time Planting, You Need To Call Binkley & Hurst Now!

MONOSEN VACUUM PLANTER

Meters to Perfection -- Plants with Precision



- Low Maintenance
- Durable
- Cast aluminum metering box
- Easy access to seed disc and quickly changed to plant most row crops
- 2-12 rows

The New Generation of Planters

Specializing For Over 20 Years in Vacuum Planters


In Order To Have It On Time You Must Order Now!

Available In 2 to 12 Row Models

BINKLEY & HURST BROS. INC.

133 Rothsville Station Rd. Lititz, PA 17543
(717) 626-4705
1-800-IT-PAYS U


After Hours Emergency Parts Call:
(717) 626-0885 (717) 626-5159
(717) 859-8768



RDM DISC MOWERS

The new Rhino RDM Series Disc Mower is designed for faster, efficient mowing of grass pastures and hay meadows and offers features not found on many competitive units.

The cutterbar can be easily raised to the transport position hydraulically from the tractor seat. A parking stand is standard for easier unit storage and "hook-up".




The innovative design of the cutterbar allows easier access to the disc spindle shaft and gear compared to some competitive units. The gears run in an enclosed oil bath for constant lubrication. The blades are reversible and easily replaceable for lower maintenance costs and minimal downtime.

Rhino disc mowers feature an easy access cutterbar. The innovative design of the cutterbar allows access to the disc spindle shaft and gear module without disassembly of the entire cutterbar, reducing maintenance costs and downtime. The hardened rock guards are designed to help protect the entire leading edge of the cutterbar from damage and, along with the skid shoes, are easily replaceable. A heavy-duty CAT I-II & Cat II offset three-point hitch made of 4"x8" thick-wall tubing, is standard to provide dependable service. A safety breakaway system is built in to provide mainframe protection against sudden impacts when mowing. With 5" of blade overlap and blade tip speed of 15,814 FPM, Rhino disc mowers provide a clean, smooth cut. Rugged construction and high performance are two reasons Rhino disc mowers are the ideal choice for fast, efficient grass mowing.




SM/SH TILLERS



Several Sizes In Stock. Make Your Choice Now!

Heavy Duty Tillers!

61", 70", 80", 81", and 90" Tilling Widths, Slip Clutch Driveline and Gear Rotor Drive, 61", 70", and 81" SM Models Rated for 30 to 60 HP Tractors, 80" and 90" SH Models Rated for 40 to 70 HP Tractors, Six "L" Knives per Flange, Adjustable Skid Shoes, 8" Maximum Tilling Depth, CAT I-II Three-Point Hitch, 540 RPM, Variable Speed Gearbox Available (SH), Cast Gearbox, Rear Shield Standard



SE6


- Three-Point Hitch Backhoes
- Ditchbank Mowers
- Rotary Cutters
- Rear Blades
- Flail Mowers
- Three-Point Hitch Boom Mowers
- Finishing Mowers
- Pasture Renovators
- Post Hole Diggers
- Rotary Shredders
- Rotary Mowers
- Landscape Rakes

A Tough and Economical Cutter!

72" Cut; 540 RPM; Cat. 4 Shielded Driveline; Shear Bolt or Slip Clutch Protection; 60 HP Gearbox; Pan Blade Carrier; Updraft Blades; CAT I Three-Point Hitch; 10-Gauge Deck; 10-Ga. x 8" Side Skirts; Rated for 1" Diameter Material; Safety Deflectors Standard.


5'-6' and 7' Models In Stock

TW120/144



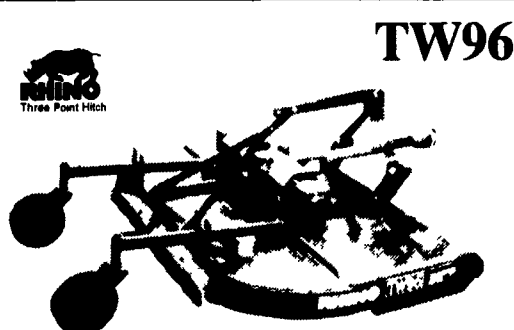
Performance and Durability for Larger Acreages! 120" and 144" Cut; 120 HP Center Gearbox; 100 HP Outboard Gearboxes; Pan Blade Carriers; Updraft Blades; Cat. 4 Driveline with Slip Clutch Protection; 540 or 1000 RPM; Lift or Pull-Type; 10-Gauge Deck; 1/2"x10" Side Skirts; Replaceable Skid Shoes; Rated for 2" Diameter Material; Safety Deflectors Standard.

Model TW120 In Stock



CY72

Extra Tough Cutter for Extra Tough Cutting Jobs! 72" Cut, 540 or 1000 RPM, CAT II Heavy-Duty Three-Point Hitch, 140 HP "Rhino-Built" Gearbox (1000RPM), Cat 4 Shielded Driveline, Slip Clutch Protection, Heavy Duty Pan Blade Carrier, 3/16" Deck, 1/4" x 9" Side Skirts, 1/2" x 4" Updraft or Flat Blades, Rated for 4" Diameter Material, Safety Deflectors Standard



TW96

Medium-Duty Cutter with Heavy-Duty Features! 96" Cut, 120 HP Center Gearbox, 90 HP Outboard Gearboxes, Pan Blade Carriers, Updraft Blades, Cat. 4 Driveline, Slip Clutch Protection, Lift or Pull-Type, 540 or 1000 RPM, Replaceable Skid Shoes, Rated for 2" Diameter Material, Safety Deflectors Standard



RPHD HPHD SPHD



Post Hole Diggers Featuring Quality and Ruggedness! Five Year Gearbox Warranty, 6" 9" 12" 14" 18" and 24" Augers (Double Flight except 6") Shear Bolt or Radial Pin Clutch Driveline Protection, CAT I (RPHD), CAT II (HPHD and SPHD), 42" Digging Depth, 7" or 14" Auger Extension (extra), 540 RPM Shielded Driveline (Gearbox Input and Output Shields), Shielded Auger Drive, Replaceable Bits and Lead Screws, 9" and 12" Auger In Stock

BINKLEY & HURST BROS. INC.

133 Rothsville Station Rd. Lititz, PA 17543
(717) 626-4705
1-800-IT-PAYS U



After Hours Emergency Call: (717) 626-0885 (717) 626-5159 (717) 859-8768

Machinery Sales: M-F 7 to 5 Sat. 7 to 11:30 Sun. Closed - Lord's Day

