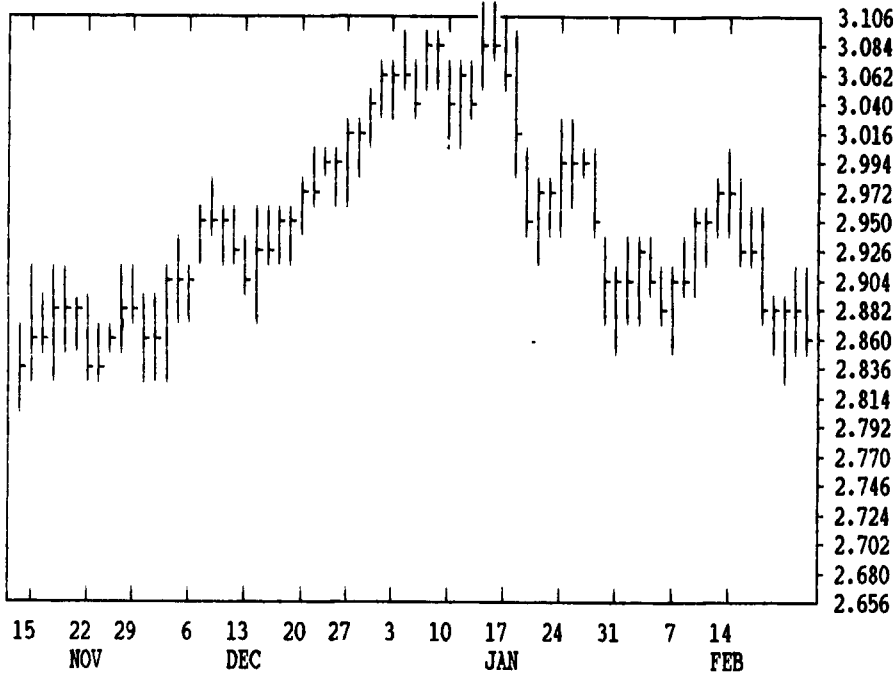


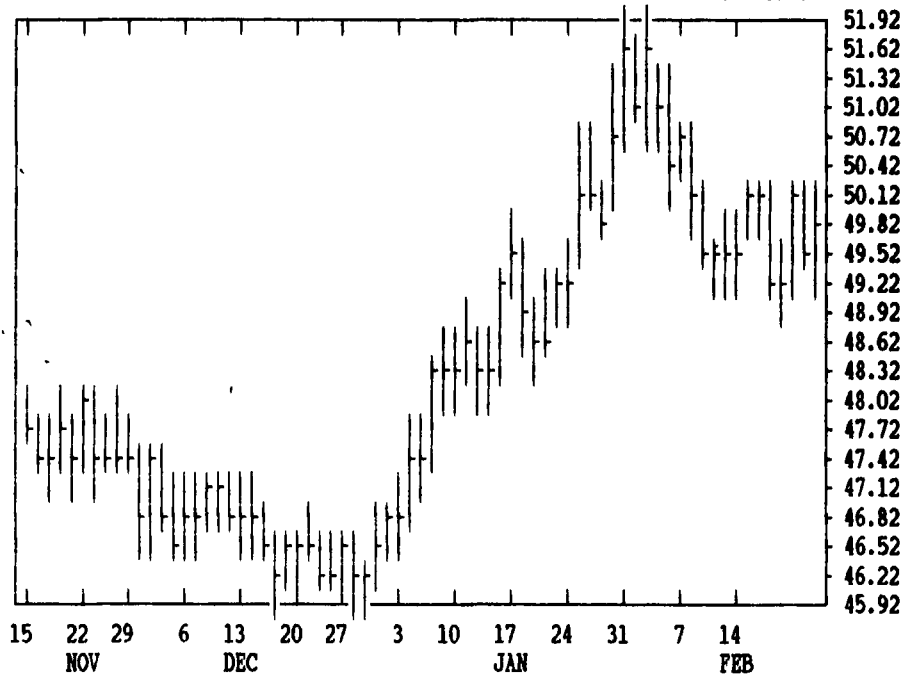
# GRAIN, CATTLE AND HOG FUTURES MARKETS

(Closing bids: Thursday, February 24, 1994)

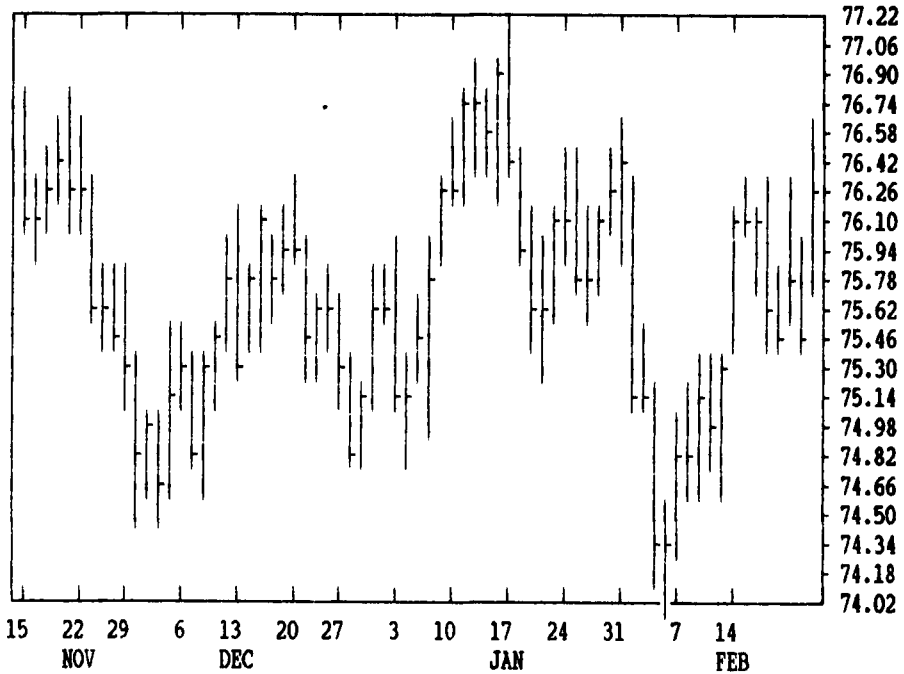
DTN GRAINS 18 MARCH CORN CONTRACT HIGH: 3.116 LOW: 2.326



DTN LIVESTOCK 18 APRIL LIVE HOGS CONTRACT HIGH: 51.92 LOW: 39.57



DTN LIVESTOCK 19 APRIL LIVE CATTLE CONTRACT HIGH: 77.55 LOW: 73.20

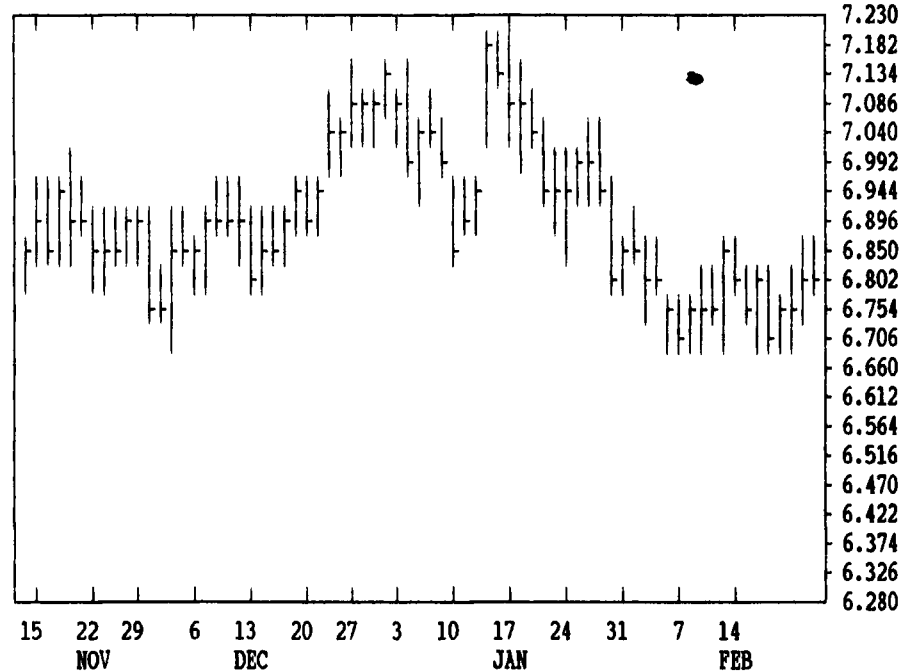


DTN FUTURES 14 02/23/94 DTN WEEKLY TECHNICAL SUMMARY 2/18/94  
 Past Week's(2/14-2/18) January's Current

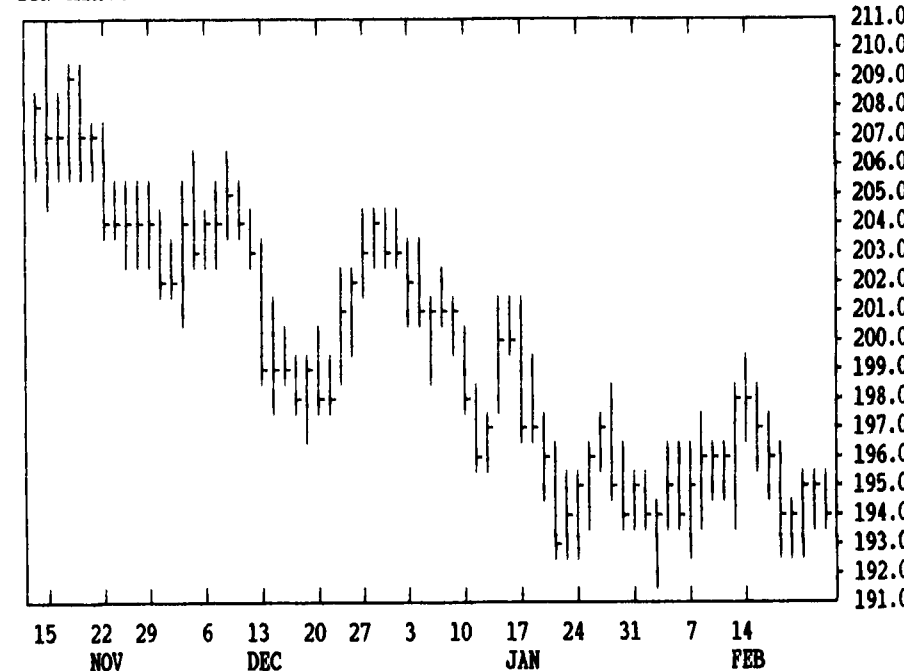
	High	Low	Close	High	Low	Support	Resistance
NEARBY WHEAT	378.5	363.0	364.75	394.5	361.00	351.00	393.75
MAY WHEAT	367.25	353.5	355.0	372.00	345.25	352.00	371.50
NEARBY KCWHT	374.75	360.25	361.00	392.00	358.00	350.00	388.50
MAY KCWHT	363.00	352.5	352.5	379.5	334.00	348.50	362.5-374.5
NEARBY MGEWT	386.00	366.50	369.5	402.5	362.5	359.00	396.25
NEARBY CORN	299.00	287.50	288.25	311.75	287.5	272.00	310.75
MAY CORN	305.00	293.75	294.5	316.25	292.25	292.25	316.25
JUL CORN	307.5	296.50	297.25	316.5	293.25	293.00	316.50
NEARBY OATS	131.00	127.5	128.25	144.75	129.5	127.50	144.50
NEARBY BEANS	687.75	672.5	674.50	713.00	681.00	658.50	713.00
MAY BEANS	693.5	678.75	681.20	726.00	685.00	675.00	726.00
NOV BEANS	655.00	647.5	651.25	665.75	641.5	632.75	657.25
NEARBY MEAL	199.00	193.5	194.0	203.5	190.50	187.00	202.40
NEARBY BNOIL	28.72	27.81	28.26	30.80	28.44	27.50	30.80
NEARBY LIVCT	75.95	73.30	75.35	74.775	72.275	70-70.75	76.85
JUN LIVCT	74.75	73.97	74.10	74.85	73.475	????	????
NEARBY FEDCT	81.95	81.05	81.62	84.00	82.10	74.7-80.35	84.00
NEARBY LIVHG	49.35	48.30	49.30	50.65	45.00	46.95	53.475
JUN LIVHG	55.525	54.40	54.75	56.275	52.425	54.125	56.275
NEARBY PKBLS	57.65	55.35	57.37	60.70	54.10	53.50	61.15

CORN				CHICAGO WHEAT				K.C. WHEAT			
MAR	HIGH	LOW	LAST CHG	MAR	HIGH	LOW	LAST CHG	MAR	HIGH	LOW	LAST CHG
MAR	2902	2862	2866* -10	MAR	3580	3510	3512* -44	MAR	3570	3534	3536* -24
MAY	2970	2930	2932* -6	MAY	3562	3530	3544* -20	MAY	3504	3476	3486* -2
JLY	2996	2960	2962* -6	JLY	3440	3420	3422* -32	JLY	3410	3384	3394* +6
SEP	2844	2816	2820* -6	SEP	3454	3430	3432* -36	SEP	3416	3400	3404* 0
DEC	2704	2680	2680* -6	DEC	3526	3510	3520* -30	DEC	3474	3454	3464* -14
MAR	2760	2740	2740* -10	JLY			3380* -20	MINN WHEAT			
MAY	2800	2790	2790* 0	OATS				MAR	3670	3610	3614* -46
JLY	2814	2800	2800* -10	MAR	1300	1290	1294* 0	MAY	3560	3510	3514* -34
DEC	2532	2520	2520* -2	MAY	1356	1346	1352* 0	JLY	3470	3436	3450* -10
SOYBEANS				JLY	1402	1392	1394* 0	SEP	3380	3342	3350* +20
MAR	6862	6814	6830* +12	SEP	1436	1430	1432* 0	DEC	3434	3420	3430* +14
MAY	6930	6874	6892* +12	SOYBEAN MEAL				SOYBEAN OIL			
JLY	6960	6906	6924* +12	MAR	1956	1943	1947* -5	MAR	2900	2858	2878* +24
AUG	6892	6850	6856* +14	MAY	1967	1955	1960* -2	MAY	2905	2858	2885* +29
SEP	6720	6680	6684* +6	JLY	1980	1967	1972* -4	JLY	2903	2860	2884* +31
NOV	6580	6540	6556* 0	AUG	1970	1960	1962* -5	AUG	2870	2828	2847* +29
JAN	6624	6592	6602* -12	SEP	1959	1947	1949* -5	SEP	2810	2780	2791* +21
MAR	6670	6640	6652* +6	OCT	1940	1932	1932* -8	OCT	2712	2685	2700* +25
JLY	6700	6670	6680* -10	DEC	1940	1922	1928* -5	DEC	2650	2621	2636* +15
NOV	6270	6240	6250* -20	JAN	1940	1922	1927* -7	JAN	2630	2615	2621* +11

DTN GRAINS 23 MARCH SOYBEANS CONTRACT HIGH: 7.540 LOW: 5.896



DTN GRAINS 25 MARCH SOY MEAL CONTRACT HIGH: 237.5 LOW: 185.2



LIVE CATTLE				FEEDER CATTLE				LIVE HOGS			
APR	HIGH	LOW	LAST CHG	MAR	HIGH	LOW	LAST CHG	APR	HIGH	LOW	LAST CHG
APR	7657	7577	7637* +80	MAR	8220	8175	8217* +27	APR	5005	4942	4990* +35
JUN	7495	7440	7485* +45	APR	8135	8085	8122* +27	JUN	5537	5482	5517* +15
AUG	7365	7325	7350* +30	MAY	8100	8060	8090* +22	JLY	5460	5417	5452* +17
OCT	7397	7365	7387* +30	AUG	8195	8155	8195* +42	AUG	5297	5240	5270* +25
DEC	7420	7397	7412* +17	SEP	8150	8095	8150* +40	OCT	4865	4840	4860* +10
FEB	7400	7370	7380* +27	OCT	8120	8090	8110* +50	DEC	4925	4910	4910* +5
APR	7500	7490	7492* 0	NOV	8145	8135	8145* +5	FEB	4985	4980	4985* +7
JUN			0	JAN	8060	8060	8060* +5	APR	4825	4825	4825* +15
SWISS FRANC				CANADIAN DOLLAR				PORK BELLIES			
MAR	6997	6843	6974**+101	MAR	7450	7417	7422* -37	MAR	5712	5580	5652* -35
JUN	6991	6845	6969**+101	JUN	7445	7411	7416* -37	MAY	5820	5690	5755* +2
SEP	6980	6865	6974**+101	SEP	7418	7410	7413* -37	JLY	5802	5710	5772* +32
BRITISH POUND				US DOLLAR INDEX				GERMAN MARK			
MAR	14878	14710	14844* +74	MAR	9524	9512	9517b -2	FEB	5995	5960	5995**+120
JUN	14828	14660	14794* +74	JUN	9660	9571	9580* -34	MAR			0
SEP	14770	14640	14758* +78	S&P 500 INDEX				GERMAN MARK			
JAPANESE YEN				MAR	47115	46340	46350*-755	MAR	5827	5740	5811* +35
MAR	9543	9423	9513* +35	JUN	47070	46460	46485*-755	JUN	5794	5716	5782* +35
JUN	9577	9470	9551* +36	SEP	47200	46660	46665*-755	SEP	5765	5705	5762* +35
SEP	9605	9595	9600* +38	DEC	47400	46880	46875*-740	DEC	5745	5710	5752* +35