


**SE6**

- Three-Point Hitch Backhoes
- Ditchbank Mowers
- Rotary Cutters
- Rear Blades
- Flail Mowers
- Three-Point Hitch Boom Mowers
- Finishing Mowers
- Pasture Renovators
- Post Hole Diggers
- Rotary Shredders
- Rotary Mowers
- Landscaping Rakes

**A Tough and Economical Cutter!**

72" Cut; 540 RPM; Cat. 4 Shielded Driveline; Shear Bolt or Slip Clutch Protection; 60 HP Gearbox; Pan Blade Carrier; Updraft Blades; CAT I Three-Point Hitch; 10-Gauge Deck; 10-Ga. x 8" Side Skirts; Rated for 1" Diameter Material; Safety Deflectors Standard.

**5'-6' and 7' Models In Stock**



**TW120/144**

- Three-Point Hitch Backhoes
- Ditchbank Mowers
- Rotary Cutters
- Rear Blades
- Flail Mowers
- Three-Point Hitch Boom Mowers
- Finishing Mowers
- Pasture Renovators
- Post Hole Diggers
- Rotary Shredders
- Rotary Mowers
- Landscaping Rakes
- Rotary Tilers
- Flex Wing Cutters


**Performance and Durability for Larger Acreages!**  
120" and 144" Cut, 120 HP Center Gearbox, 100 HP Outboard Gearboxes, Pan Blade Carriers Updraft Blades Cat 4 Driveline with Slip Clutch Protection, 540 or 1000 RPM, Lift or Pull-Type, 10 Gauge Deck, 1/4" x 10" Side Skirts, Replaceable Skid Shoes, Rated for 2" Diameter Material, Safety Deflectors Standard

**Model TW120 In Stock**



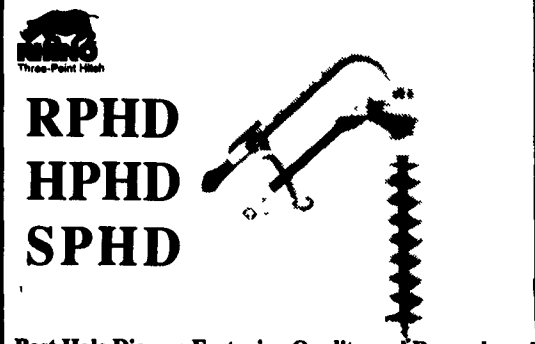
**CY72**

**Extra Tough Cutter for Extra Tough Cutting Jobs!**  
72" Cut; 540 or 1000 RPM, CAT II Heavy-Duty Three-Point Hitch, 140 HP "Rhino-Built" Gearbox (1000 RPM), Cat 4 Shielded Driveline; Slip Clutch Protection, Heavy-Duty Pan Blade Carrier, 3/16" Deck, 1/4" x 9" Side Skirts, 1/2" x 4" Updraft or Flat Blades; Rated for 4" Diameter Material; Safety Deflectors Standard



**TW96**

**Medium-Duty Cutter with Heavy-Duty Features!**  
96" Cut, 120 HP Center Gearbox; 90 HP Outboard Gearboxes; Pan Blade Carriers, Updraft Blades, Cat 4 Driveline, Slip Clutch Protection, Lift or Pull-Type, 540 or 1000 RPM, Replaceable Skid Shoes, Rated for 2" Diameter Material, Safety Deflectors Standard



**RPHD  
HPHD  
SPHD**

**Post Hole Diggers Featuring Quality and Ruggedness!**  
Five-Year Gearbox Warranty; 6", 9", 12", 14", 18", and 24" Augers (Double Flight except 6"), Shear Bolt or Radial Pin Clutch Driveline Protection; CAT I (RPHD); CAT I, II (HPHD and SPHD); 42" Digging Depth; 7" or 14" Auger Extension (extra), 540 RPM; Shielded Driveline (Gearbox Input and Output Shields); Shielded Auger Drive, Replaceable Bits and Lead Screws. 9" and 12" Auger In Stock

**BINKLEY & HURST  
BROS. INC.**

133 Rothsville Station Rd.  
Lititz, PA 17543  
(717) 626-4705  
1-800-IT PAYS U



After Hours Emergency Call: (717) 626-0885 (717) 626-5159 (717) 626-8768  
Machinery Sales: M-F 7 to 5 Sat. 7 to 11:30 Sun. Closed - Lord's Day




**Please Place Your Order Now To Have On Time For Spring Planting, Don't Wait!**

**KINZE 2000 PLANTERS**

- ✓ TODAY'S "NEW ANSWER" FOR HIGHLY DIVERSIFIED PLANTING PRACTICES & THE CHALLENGES OF ROAD TRANSPORT!
- ✓ EASY TO FOLD, OPERATE & MAINTAIN!
- ✓ CLEAN UNCLUTTERED DOUBLE TOOLBAR GIVES YOU THE WEIGHT, STRENGTH & SUPERIOR HANDLING YOU WANT IN A PLANTER THAT CAN TRANSPORT IN SECONDS... AS NARROW AS 11' 2"!
- ✓ CAN APPLY LIQUID OR DRY FERTILIZER W/SINGLE OR DOUBLE DISC OPENERS... OR INTERPLANT WITH 15" NARROW ROWS!
- ✓ NEW, IMPROVED "PRECISION PLACEMENT" ROW UNITS W/FRAME AND ROW UNIT MOUNTED ATTACHMENTS THAT COMPLEMENT SPECIFIC RESIDUE MANAGEMENT REQUIREMENTS.
- ✓ SIZES: 6 ROW N & 8 ROW N.



**MOST DEPENDABLE AND ACCURATE SEED METERING SYSTEMS IN THE FIELD! PERFECT FOR CORN, SOYBEANS, WILD/GRASS, SORGHUM OR COTTON!**



SEE YOUR KINZE DEALER TODAY!



**PULL TYPE MODELS 4, 6 or 8 ROW  
ECONOMY MODELS 28"-40" ROW**

See Us For 2000 Series Heavy Duty Planters



- Liquid/Dry
- Single Or Double Frame
- Markers Monitors, Insecticide
- Frame Or Unit Mounted No-Till


**We Can Customize One For You! We Specialize In Planters**



**Speaking Of Residue Management, Here Is A Top Of The Line Conservation Cultivator That Will Fit Right Into Your Soil Management Program. You Must Place Your Order Now To Have On Time For The Spring Season Use!**

**NOW YOU CAN MANAGE!**

**CUT THE WEEDS! KEEP THE COVER! THE NEW KINZE 1500 CONSERVATION CULTIVATOR GIVES YOU THE SPEED, STRENGTH AND OPTIONS TO HANDLE TODAY'S TOUGH CROP RESIDUE MANAGEMENT CHALLENGES.**



1500 CONSERVATION CULTIVATOR

**ALSO Use This Cultivator For Side Dressing Row Crops**

SIZES: Rigid Frame Models, 4 N to 10 N Hydraulic Folding Units, 8 N to 16 N

1500 CONSERVATION CULTIVATOR



SIZES: Rigid Frame Models, 4 N to 10 N Hydraulic Folding Units, 8 N to 16 N

SEE YOUR KINZE DEALER TODAY!

**BINKLEY & HURST  
BROS. INC.**

133 Rothsville Station Rd. 1-800-IT PAYS U  
Lititz, PA 17543  
(717) 626-4705



After Hours Emergency Call: (717) 626-0885 (717) 626-5159 (717) 626-8768  
Machinery Sales: M-F 7 to 5 Sat. 7 to 11:30 Sun. Closed - Lord's Day