


500 and 600 gallon TANDEM AXLE HPT SERIES SPRAYERS



Model Shown:
60' Truss Boom

Reliable Sprayers

- ◆ 500 or 600 gallon elliptical polyethylene tank with baffle and deep sump for complete drainage.
 - ◆ Jet agitation for thorough mixing and excellent chemical suspension.
 - ◆ Large 16" fillwell with 4" center cap.
 - ◆ Adjustable wheel spacings of 60", 70", or 80" centers. (120" optional)
 - ◆ Walking tandem axle trailer with ground clearance settings of 23" or 29", three ton hubs and spindles and 15" x 10" wheels.
 - ◆ Large front mounted step, platform, and safety rail for easy filling.
 - ◆ Three section boom control.
 - ◆ 2½ gal. clean water tank for safety.
 - ◆ Available with 28', 30', 40', 45' or 60' heavy duty truss booms with boom skids, ¾" boom plumbing, and diaphragm check nozzles.
- DBFT** Flotation boom mount is standard on truss booms.

- ◆ Available with 60' or 80' wheeled booms with ¾" boom plumbing, diaphragm check nozzles, and 4.80x12" boom carrier wheels with built in suspension.


Pump Packages

- ◆ Demco single or double piston pump with electric shut-off.
- ◆ Hypro belt driven centrifugal pump.
- ◆ Hypro gear driven centrifugal pump.
- ◆ Ace hydraulic driven centrifugal pump.



Large front mounted step, platform and safety rail for easy filling of the tank. Clean water tank is standard

Available With Hydraulic Fold Booms



ROTARY CULTIVATOR



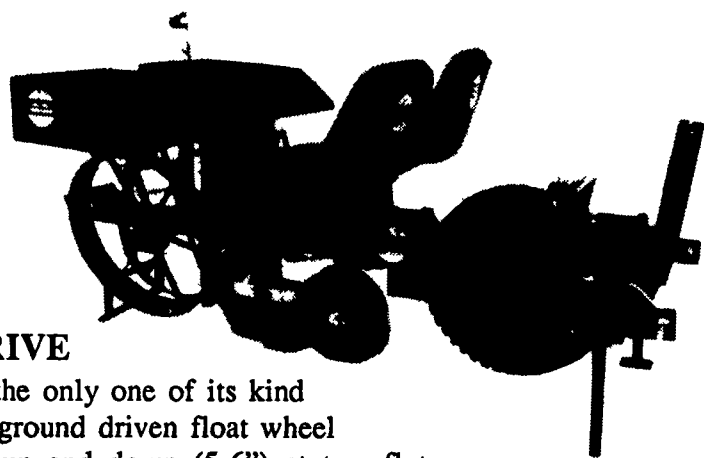
Modern design for today's smaller H.P. tractors. Ideal tiller for large gardens, small acreage farms, orchards, nurseries, and vegetable growers. As with all Maschio tillers, these units feature superior quality and heavy duty construction.

MECHANICAL TRANSPLANTER MODEL 1000

For The Grower That Demands The "VERY FINEST"

The High Performance Model 1000

has increased planting speeds 20 to 30%.



OUR PATENTED FLOAT WHEEL DIRECT DRIVE

SYSTEM is the only one of its kind available. This ground driven float wheel moves straight up and down (5-6") at two flotation points. This patented double floating action maintains correct ground contact at all times for both the drive wheel and rear packing wheels letting the units float independently no matter how many rows. No weight of any hitch, toolbar, or water tank is resting on the drive wheel to compact the soil. The wheel just smooths, firms and ideally prepares the soil providing accurate plant placement, proper depth control, and positive spacings from 6" and up in all soil conditions.


Optional Non-Stick Shoes



Double Disc Poly Shoe

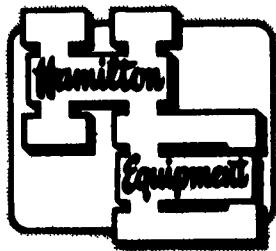


395RP Poly Shoe



Midwest Ind., Inc., Ida Grove, Iowa 51445

For fuel economy and better incorporation put a "Buster-Bar" on your chisel plow, disk, field cultivator or plow. The **NEW** design provides easy adjustment for working or transport positions. The 7/8" diameter teeth bust clods before they dry and harden. Mounted to wing section to fold with unit.



Telephone (717) 733-7951

HAMILTON EQUIPMENT, INC.

Wholesale Distributors

Ephrata, PA

Raphine, VA