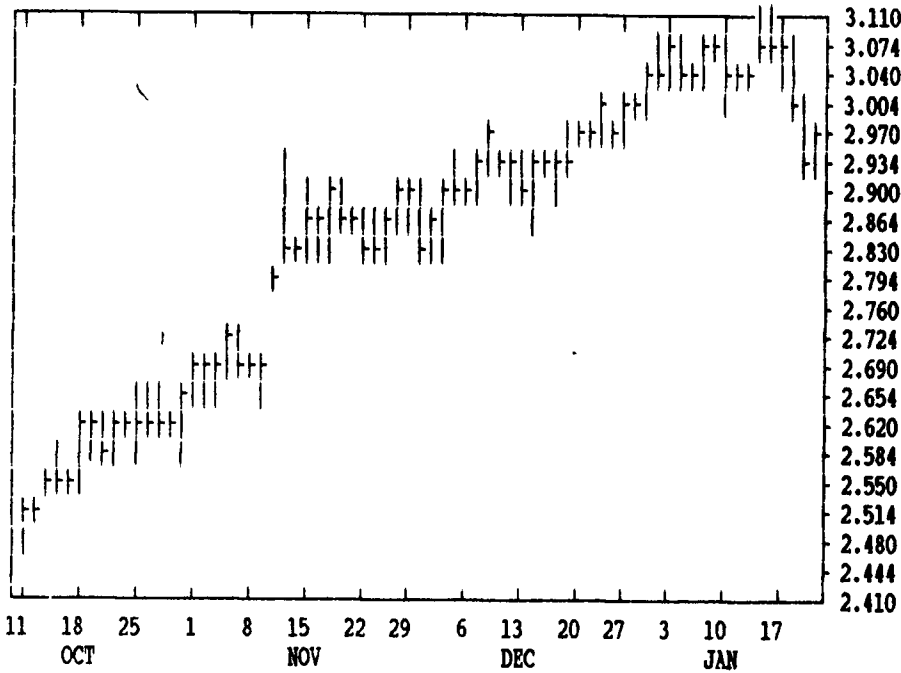


# GRAIN, CATTLE AND HOG FUTURES MARKETS

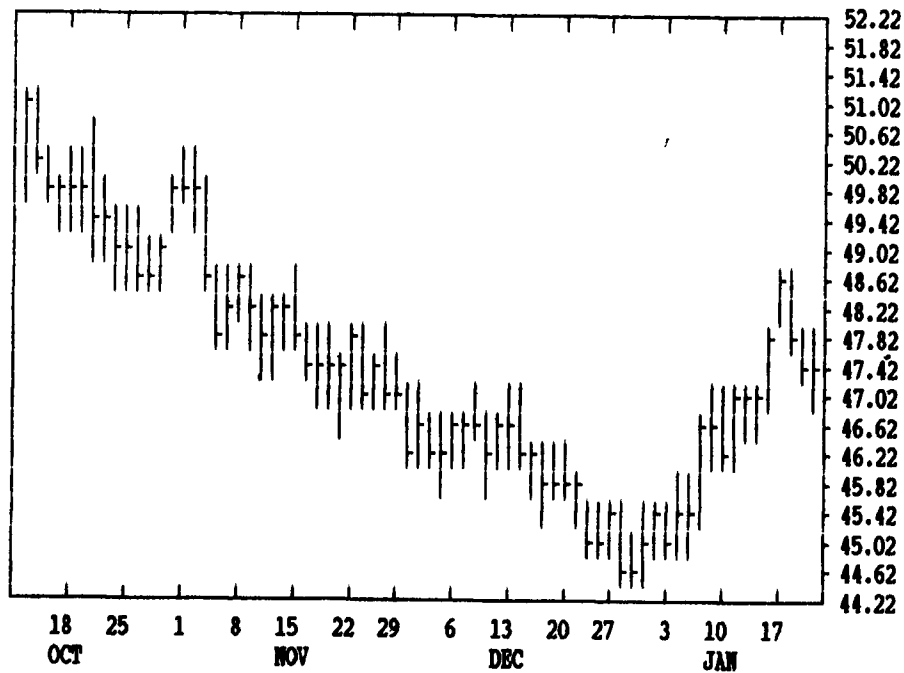
(Closing bids: Thursday, January 20, 1994)

DTN GRAINS 18 MARCH CORN

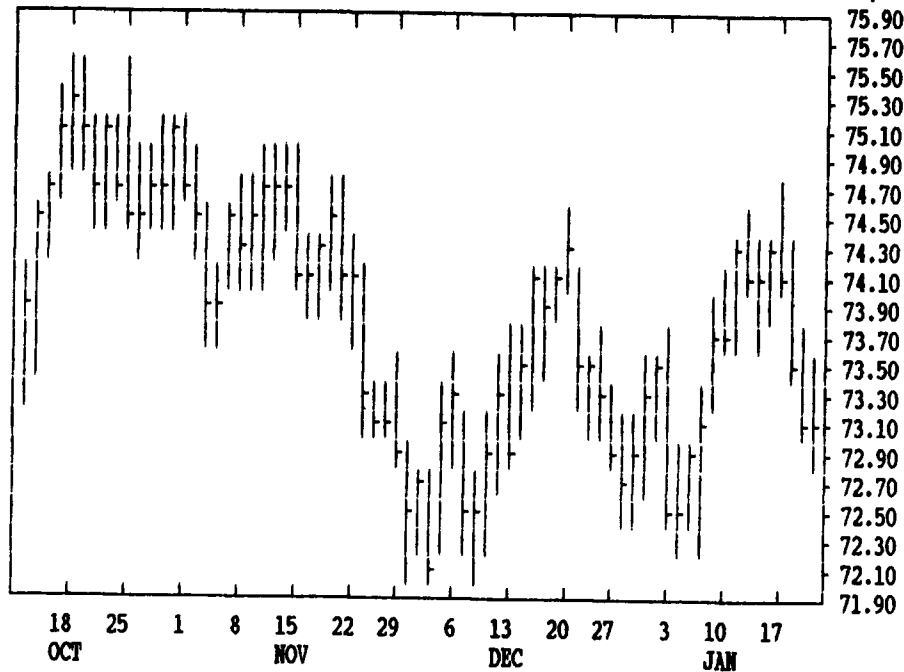
CONTRACT HIGH: 3.116 LOW: 2.326



DTN LIVESTOCK 18 FEBRUARY LIVE HOGS



DTN LIVESTOCK 19 FEBRUARY LIVE CATTLE

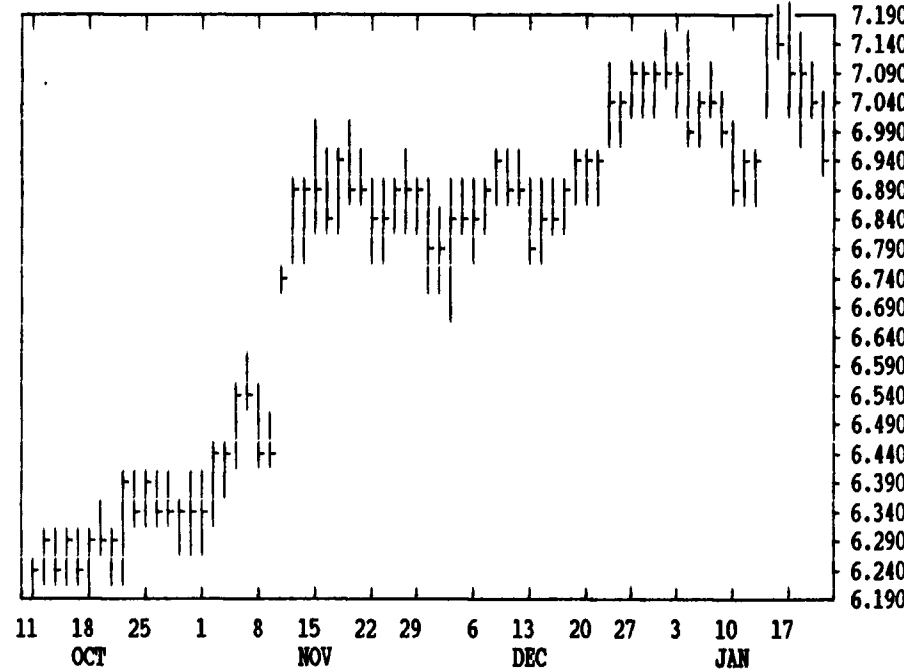


DTN FUTURES	14 01/18/94		DTN WEEKLY TECHNICAL SUMMARY				1/14/94	
	Past Week's(1/10-1/14)		December's		Current		Support	Resistance
	High	Low	Close	High	Low			
NEARBY WHEAT	394.5	382.5	388.00	379.75	348.00	350.00	406.00	
MAY WHEAT	372.00	362.00	368.25	361.25	331.5	358.25	????	
NEARBY KCWHT	389.00	361.5	384.75	395.5	369.00	351.00	396.75-400.00	
MAY KCWHT	374.5	361.25	370.00	369.00	336.75	358.00	????	
NEARBY MGEWT	401.5	390.5	397.5	430.00	385.00	375.50	430.00	
NEARBY CORN	311.75	303.00	310.00	306.75	277.5	272.00	331.00	
MAY CORN	316.25	307.75	314.75	309.5	285.25	289.50	????	
JUL CORN	316.5	308.00	315.25	309.00	285.25	307.00	????	
MAR OATS	144.75	136.5	141.5	138.5	126.75	128.00	145.25-156.00	
NEARBY BEANS	713.00	681.00	708.75	706.00	666.00	671.25	755.00	
MAR BEANS	721.00	688.00	716.75	714.5	672.00	692.00	754.00	
MAY BEANS	726.00	691.00	722.00	716.5	673.5	696.00	751.00	
NEARBY MEAL	199.6	194.5	198.10	208.70	197.70	194.50	214.30	
NEARBY BNOIL	30.63	28.44	30.54	29.80	25.96	26.15	33.70	
NEARBY LIVCT	74.50	73.65	74.35	74.60	70.50	70.625	77.15	
APR LIVCT	76.95	76.25	76.875	76.25	74.525	75.75	77.55	
NEARBY FEDCT	83.80	82.95	83.625	83.65	81.00	81.525	85.25	
NEARBY LIVHG	47.925	46.35	47.875	45.65	40.90	40.95	48.675	
APR LIVHG	49.275	47.975	49.20	47.50	45.925	46.55	52.00	
FEB PKBLS	58.45	55.475	56.05	57.95	50.55	53.625	61.15	

CORN				CHICAGO WHEAT				K.C. WHEAT			
MAR	HIGH	LOW	LAST CHG	MAR	HIGH	LOW	LAST CHG	MAR	HIGH	LOW	LAST CHG
MAR	2980	2934	2976* +22	MAR	3760	3650	3720* -16	MAR	3714	3650	3692* -6
MAY	3024	2980	3022* +16	MAY	3540	3452	3500* -36	MAY	3544	3340	3520* -34
JUL	3040	2992	3034* +16	JUL	3384	3324	3356* -40	JUL	3370	3302	3344* -32
SEP	2840	2822	2832* +2	SEP	3400	3332	3364* -50	SEP	3380	3314	3354* -34
DEC	2684	2652	2662* -14	DEC	3490	3414	3444* -54	DEC	3440	3374	3410* -34
MAR	2740	2716	2716* -14	MAR			0	MAR	3794	3730	3766* -12
MAY	2774	2756	2756* -14	MAY				MAY	3684	3610	3662* -20
JUL	2782	2770	2770* -16	MAR	1354	1334	1344* +2	JUL	3564	3500	3530* -40
SEP			0	MAY	1402	1382	1386* +2	SEP	3444	3390	3430* -34
MAR	7064	6934	6974* -80	SEP	1466	1454	1460* +2	DEC	3470	3414	3450* -34
MAY	7122	6994	7036* -74	MAR	1967	1930	1937* -22	MAR	3005	2941	2975* -51
JUL	7116	6994	7034* -74	MAY	1980	1946	1951* -22	MAY	2980	2920	2956* -37
AUG	7030	6920	6960* -70	JUL	1993	1958	1964* -17	JUL	2925	2871	2904* -36
SEP	6760	6690	6694* -84	AUG	1975	1948	1952* -13	AUG	2875	2830	2852* -38
NOV	6564	6484	6500* -62	SEP	1960	1935	1935* -20	SEP	2800	2762	2783* -29
JAN	6604	6540	6544* -64	OCT	1940	1915	1920* -18	OCT	2688	2660	2678* -27
MAR	6614	6590	6600* -60	DEC	1933	1905	1909* -16	DEC	2625	2580	2603* -26
MAY			0	JAN			1907* -18	JAN	2580	2570	2573* -28
JAN			0								

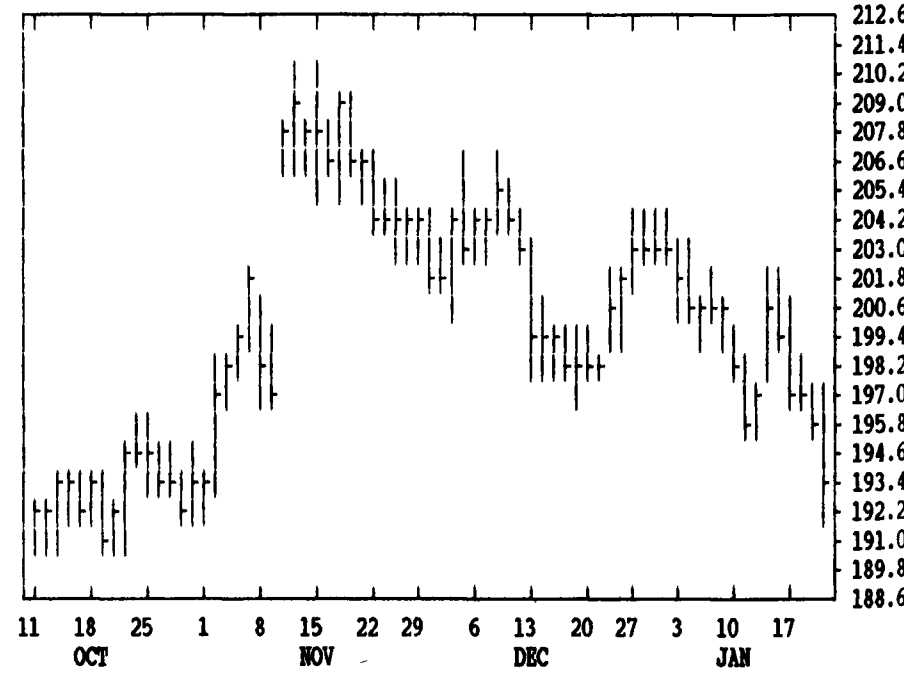
DTN GRAINS 23 MARCH SOYBEANS

CONTRACT HIGH: 7.540 LOW: 5.896



DTN GRAINS 25 MARCH SOY MEAL

CONTRACT HIGH: 237.5 LOW: 185.2



DTN FUTURES 03 01/21/94				DELAYED COMMODITY QUOTES				06:08 central time			
LIVE CATTLE				FEEDER CATTLE				LIVE HOGS			
FEB	HIGH	LOW	LAST CHG	JAN	HIGH	LOW	LAST CHG	FEB	HIGH	LOW	LAST CHG
FEB	7345	7290	7310* -10	JAN	8367	8340	8365* +20	FEB	4782	4730	4745* -10
APR	7597	7540	7565* +2	MAR	8157	8115	8135* +15	APR	4925	4862	4877* 0
JUN	7425	7375	7397* +7	APR	8047	8015	8032* +15	JUN	5417	5375	5402* +22
AUG	7292	7260	7285* +22	MAY	8007	7975	7985* +5	JUL	5360	5317	5327* +2
OCT	7300	7275	7285* +7	AUG	8122	8100	8110* +5	AUG	5210	5175	5192* +5
DEC	7385	7365	7385* +27	SEP	8080	8070	8075* +2	OCT	4890	4860	4862* -7
FEB	7370	7365	7365* +25	OCT	8065	8052	8057* +7	DEC	4992	4965	4965* -15
APR			0	NOV	8130	8120	8125* -5	FEB	5035	5027	5027* 0
MAR	6877	6801	6860* +25	MAR	7638	7613	7624* -5	FEB	5507	5460	5482* +2
JUN	6876	6822	6854* +25	JUN	7630	7608	7618* -5	MAR	5560	5510	5527* -5
SEP	6870	6830	6859* +25	SEP	7611	7611	7614* -5	MAY	5680	5640	5665* +5
MAR	14970	14844	14928* +54	MAR	9662	9648	9648d -15	JUL	5737	5685	5710* -32
JUN	14900	14840	14862* +52	JUN			9730a +2	AUG	5560	5477	5477* -70
SEP	14850	14800	14812* +50					FEB			0
MAR	8998	8966	8992* -2	MAR	47540	47360	47530*+115	MAR	5743	5690	5731* +29
JUN	9025	9001	9022* -2	JUN	47635	47465	47630*+115	JUN	5712	5680	5700* +28
SEP	9066	9055	9066* -2	SEP	47770	47600	47760*+105	SEP	5680	5664	5677* +27
				DEC	47910	47790	47915*+110	DEC	5665	5665	5665* +26