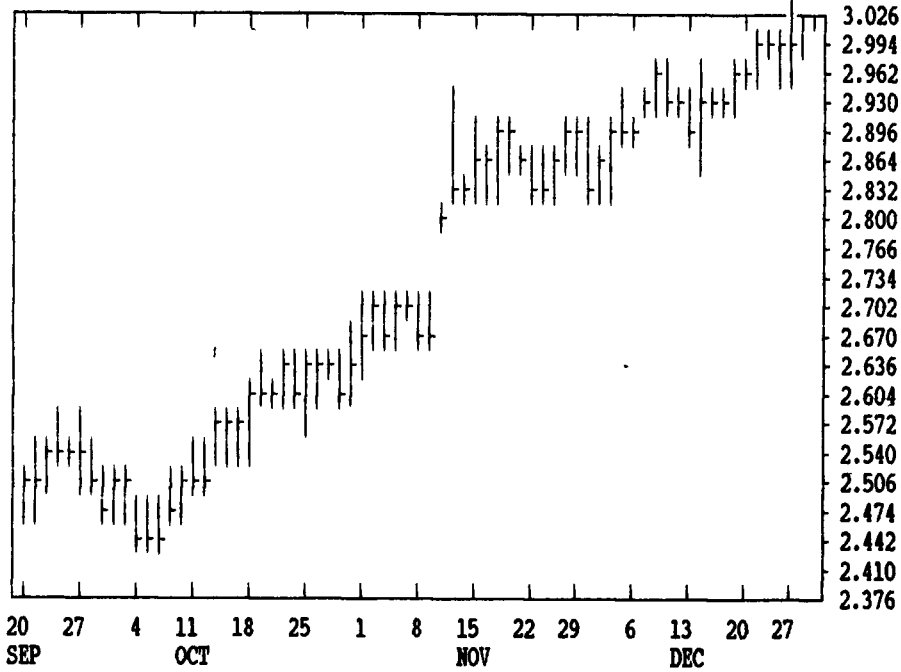


GRAIN, CATTLE AND HOG FUTURES MARKETS

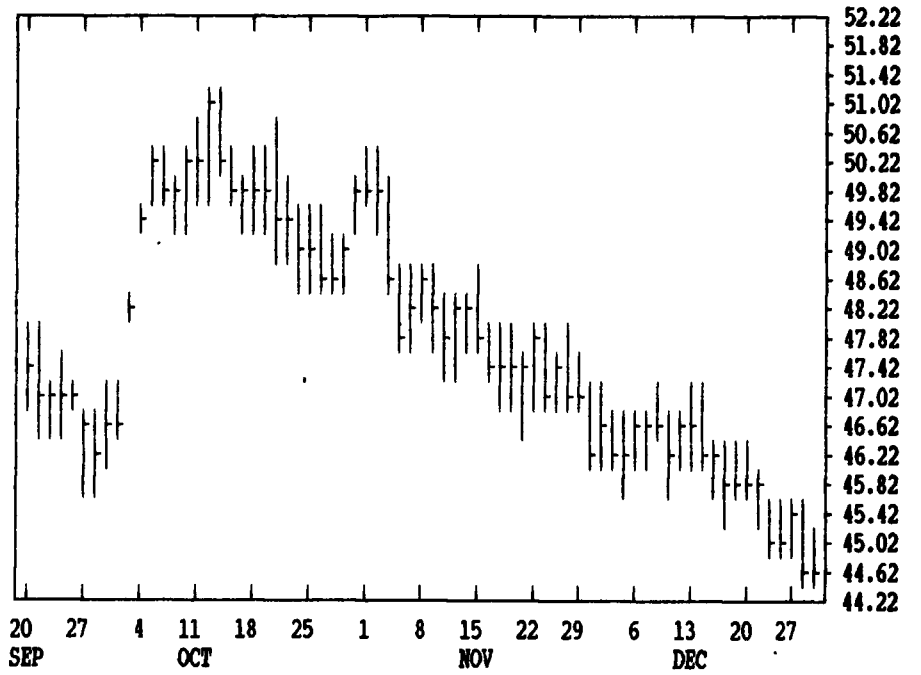
(Closing bids: Wednesday, December 29, 1993)

DTN GRAINS 18 MARCH CORN

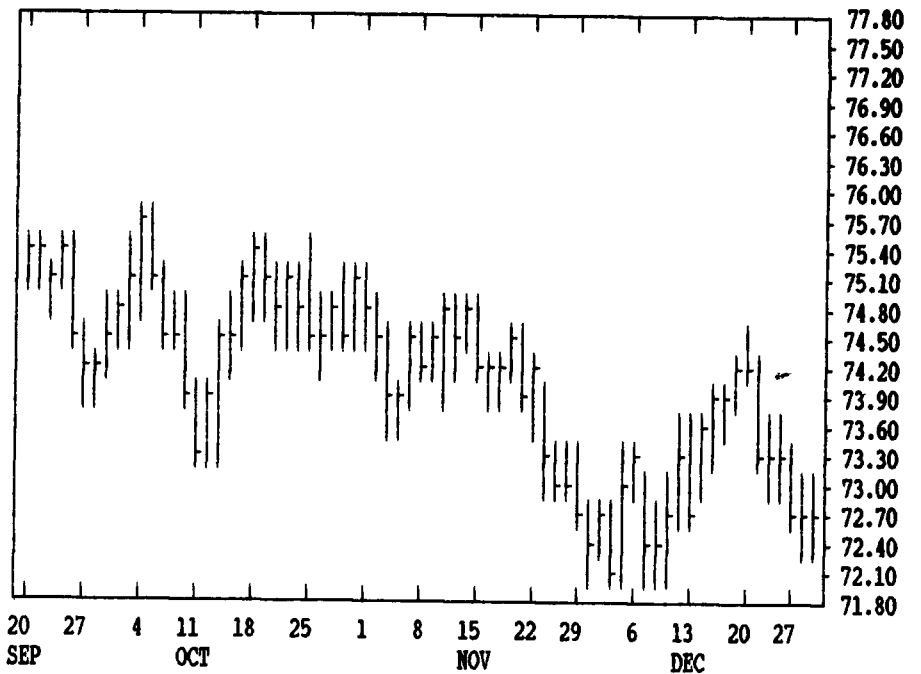
CONTRACT HIGH: 3.040 LOW: 2.326



DTN LIVESTOCK 18 FEBRUARY LIVE HOGS

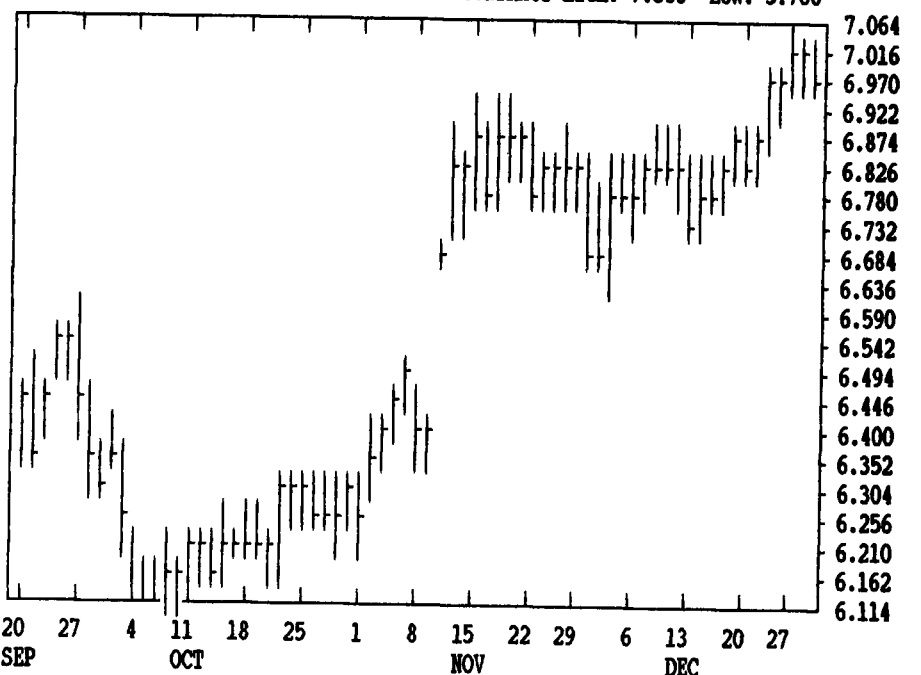


DTN LIVESTOCK 19 FEBRUARY LIVE CATTLE



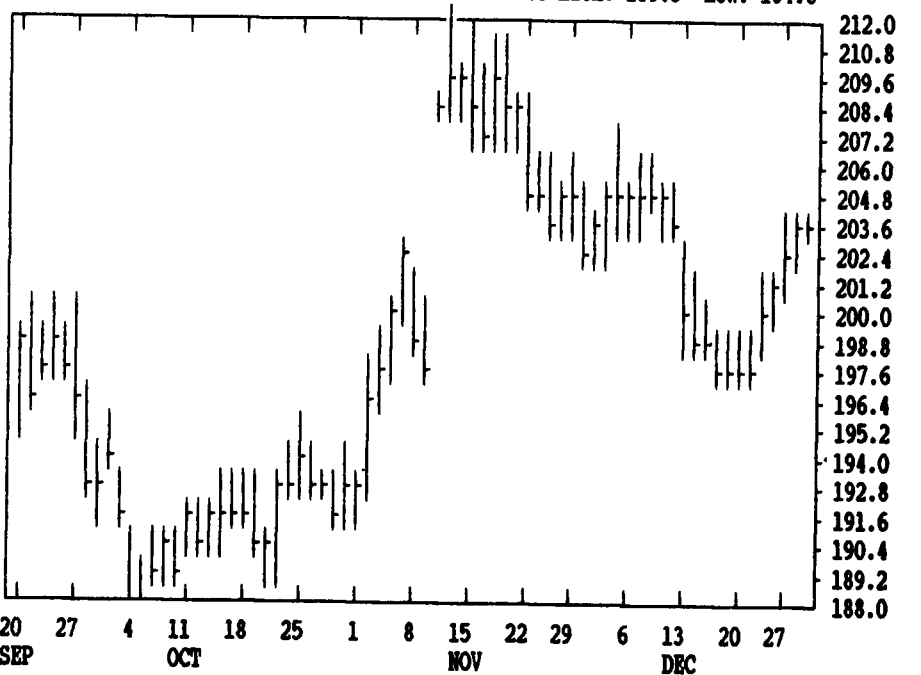
DTN GRAINS 23 JANUARY SOYBEANS

CONTRACT HIGH: 7.560 LOW: 5.700



DTN GRAINS 25 JANUARY SOY MEAL

CONTRACT HIGH: 239.5 LOW: 184.6



DTN FUTURES 14 12/29/93		TECHNICAL POINTS				SLOW STOCHASTIC						
PRICES ARE DECIMAL		MOVING AVERAGES				RSI'S						
CONTRACT	CLOSE	4-DAY	9-DAY	18-DAY	45-DAY	9DAY	14DAY	30DAY	%K	%D	%K	%D
WHEAT	MAR 378.75	374.44	373.00	368.47	353.06	80.2	76.0	69.4	78	70	94	93
WHEAT	MAY 359.50	357.50	354.53	348.28	336.69	86.9	80.8	70.4	89	90	97	96
KCWHT	MAR 391.50	389.56	386.03	377.82	357.87	87.5	83.1	75.4	95	88	96	95
KCWHT	MAY 367.25	364.50	360.31	353.08	338.42	85.9	81.8	73.9	96	87	94	94
MNWHY	MAR 405.25	402.12	400.47	393.11	368.84	78.7	76.1	71.1	78	71	93	94
CORN	MAR 303.75	301.81	299.39	296.42	285.93	80.2	76.2	70.2	93	90	97	96
CORN	MAY 306.75	304.69	302.19	299.07	288.83	79.6	76.1	70.4	94	90	97	96
OATS	MAR 137.00	137.56	136.33	136.85	138.43	49.9	48.1	46.5	79	84	62	45
BEANS	JAN 700.50	699.75	693.19	687.40	672.70	71.5	67.7	60.7	80	81	90	88
BEANS	MAR 709.00	707.87	700.94	694.65	679.27	73.0	68.8	61.4	82	82	90	88
BEANS	MAY 711.50	710.69	703.31	696.67	681.72	73.5	69.2	61.5	82	83	91	90
MEAL	JAN 203.60	202.77	200.52	201.70	202.22	62.6	56.6	52.1	90	88	51	30
BNOIL	JAN 29.31	29.19	28.86	28.03	26.28	79.0	76.5	70.4	71	72	90	92
CATTLE	FEB 72.92	72.98	73.47	73.31	73.76	42.3	43.8	44.5	12	11	39	55
CATTLE	APR 75.20	75.25	75.55	75.50	75.78	43.2	44.6	45.8	18	19	46	56
FCTL	JAN 82.72	82.58	82.89	82.72	82.81	50.3	49.9	47.7	19	15	61	73
HOGS	FEB 44.85	45.12	45.45	46.01	47.24	28.1	31.3	38.9	24	24	9	9
HOGS	APR 46.20	46.36	46.43	46.68	47.12	36.6	39.8	46.4	42	42	21	24
PKBLS	FEB 56.67	56.41	55.20	54.35	55.01	69.3	61.9	55.6	90	92	94	84

DTN FUTURES 02 12/30/93		DELAYED COMMODITY QUOTES				06:23 central time								
CORN		CHICAGO WHEAT				K.C. WHEAT								
HIGH	LOW	LAST	CHG	HIGH	LOW	LAST	CHG	HIGH	LOW	LAST	CHG			
MAR	3040	3020	3036*	+10	MAR	3796	3746	3786*	+44	MAR	3914	3894	3914*	+6
MAY	3070	3046	3066*	+12	MAY	3594	3570	3594*	+24	MAY	3676	3472	3672*	+12
JLY	3060	3040	3056*	+10	JLY	3484	3442	3480*	+32	JLY	3474	3442	3472*	+26
SEP	2870	2852	2870*	+10	SEP	3510	3464	3494*	+40	SEP	3480	3446	3480*	+26
DEC	2700	2682	2696*	+4	DEC	3570	3542	3570*	+22	DEC			3520*	+24
MAR	2754	2740	2752*	+4	MAR			0						
MAY	2782	2774	2782*	+2				0						
JLY	2784	2770	2784*	+6				0						
SEP				0				0						
SOYBEANS		OATS				MINN WHEAT								
JAN	7024	6984	7004*	-2	MAR	1380	1364	1370*	-10	MAR	4054	4024	4052*	+32
MAR	7104	7066	7090*	0	MAY	1424	1412	1414*	-10	MAY	3814	3786	3814*	+12
MAY	7136	7094	7114*	-6	JLY	1460	1450	1452*	-10	JLY	3644	3624	3650*	+16
JLY	7142	7102	7114*	-12	SEP	1484	1476	1480*	-4	SEP	3520	3494	3524*	+20
AUG	7072	7042	7052*	-10						DEC			3550*	0
SEP	6744	6734	6742*	-6										
NOV	6490	6470	6476*	-6										
JAN	6540	6520	6534*	-4										
MAR	6564	6564	6564*	-20										
NOV	6224	6220	6224*	0										

LIVE CATTLE				FEEDER CATTLE				LIVE HOGS						
HIGH	LOW	LAST	CHG	HIGH	LOW	LAST	CHG	HIGH	LOW	LAST	CHG			
FEB	7315	7250	7292*	+25	JAN	8280	8230	8272*	+45	FEB	4517	4462	4485*	0
APR	7525	7480	7520*	+27	MAR	8082	8015	8077*	+50	APR	4635	4600	4620*	-2
JUN	7370	7315	7367*	+42	APR	8005	7950	7997*	+47	JUN	5250	5205	5207*	-40
AUG	7265	7215	7262*	+37	MAY	7980	7927	7972*	+45	JLY	5275	5235	5245*	-22
OCT	7275	7235	7270*	+37	AUG	8090	8045	8070*	+32	AUG	5160	5120	5137*	-20
DEC	7345	7305	7345*	+30	SEP	8015	8005	8010*	+30	OCT	4805	4760	4765*	-10
FEB	7330	7325	7330*	+20	OCT	7990	7960	7980*	+30	DEC	4915	4895	4915*	+5
APR				0	NOV	8015	8010	8010*	+30	FEB	4915	4895	4895*	-25
SWISS FRANC				CANADIAN DOLLAR				PORK BELLIES						
MAR	6942	6770	6787*	-148	MAR	7505	7485	7490*	-13	FEB	5700	5615	5667*	+5
JUN	6905	6775	6783*	-149	JUN	7488	7474	7481*	-12	MAR	5735	5650	5707*	+15
SEP	6855	6789	6789*	-150	SEP	7480	7475	7475*	-11	MAY	5870	5750	5850*	+57
BRITISH POUND				US DOLLAR INDEX				JLY 5885 5785 5870* +60						
MAR	15022	14656	14686*	-336	MAR	9706	9701	9710a	-12	AUG	5660	5605	5660*	+35
JUN	14850	14600	14626*	-336	JUN			9770a	-17	FEB				0
SEP		14570	14582*	-336										
JAPANESE YEN				S&P 500 INDEX				GERMAN MARK						
MAR	8996	8962	8968*	-33	MAR	47275	47050	47165*	-25	MAR	5850	5748	5754*	-97
JUN	9022	9002	9008*	-33	JUN	47380	47160	47270*	-30	JUN	5774	5720	5725*	-97
SEP	9072	9070	9058*	-33	SEP	47490	47300	47390*	-20	SEP		5707	5707*	-97
					DEC	47620	47450	47550*	0	DEC				0