

1984 East Tri-Axle,
32' Alum. Bed, 33'6" Alum. Frame,
Grain Gate, Offboard Drums,
Excellent Low Profile 24.5 Rubber
On Alcoa Alum. Buds, Nice,
Low Mileage Trailer
\$17,000
Call Eves. (304) 876-6653

Huntingdon Equipment

Rentals Available **GOOD USED EQUIPMENT**

Huntingdon Valley, PA • 215-672-9667 • 1-800-543-3833 • Eddie


FALL CLEARANCE



T-600 Earth Wheel 8' Cut x 54" Deep, Diesel, Street Pads




Dump Truck 71 GMC Fleet Maintain with All Service Records, V8, Auto, Insp. & Job Ready.




International Presser Digger This Unit Is Ready To Work, Priced For Quick Sale \$9,500



Holan 70' Double Bucket 75' working height mounted on 1981 Western Standard, 6x6 Flatbed, CAT 3208, Auto.



Need a Lift? We Have A Large Selection Of Boom Trucks Up To 14,000 lbs. Cap. Some With Post Diggers.



Bucket Trucks 28' to 65' Gas and Diesel. Call For Details.

DIGGER DERRICKS/AERIAL BUCKETS/UTILITY EQUIPMENT

REEDMAN LEASING 1900 CARS-TRUCKS

* All Cars Below Equipped With Auto Trans, Air Cond, PB, PS, & Stereo.

***'94 NEW JAGUAR XJ6 \$496.00**
Per Month For 24 Months. Closed End Lease. Stock #92010 6 Cyl VIN RC667716 MSRP * \$52,812 Total Of Monthly Payments \$11,804 With \$2950 Down 15% Per Mile Over 30,000.

***'94 NEW CHRYS LHS \$298.00**
Per Month For 24 Months. Closed End Lease. Stock #53096 6 Cyl VIN RH191941 MSRP * \$30,076 Total Of Monthly Payments \$7152 With \$2900 Down.

***'94 NEW CORVETTE CPE \$373.00**
Per Month For 24 Months. Closed End Lease Stock #15007 6 Cyl VIN R5100300 MSRP * \$39,419 Total Of Monthly Payments \$8952 With \$2500 Down

***'94 NEW LINC MARK VIII \$425.00**
Per Month For 24 Months. Closed End Lease. Stock #99514 6 Cyl VIN RY617414 MSRP * \$38,676 Total Of Monthly Payments \$10,200 With \$2900 Down 11% Per Mile Over 30,000

***'94 NEW LINCOLN TOWN CAR \$388.00**
Per Month For 24 Months. Closed End Lease. Stock #98099 6 Cyl VIN RY623109 MSRP * \$35,375 Total Of Monthly Payments \$9,312 With \$2900 Down 11% Per Mile Over 30,000 Miles

***'94 NEW LINC CONTINENTAL \$364.00**
Per Month For 24 Months. Closed End Lease. Stock #99030 6 Cyl VIN RY605953 MSRP * \$34,815 Total Of Mthly Payments \$8738 With \$2900 Down 11% Per Mile Over 30,000 Miles

***'94 NEW CHEV CAMARO \$210.00**
Per Month For 36 Months. Closed End Lease. Stock #40087 6 Cyl VIN R2117435 MSRP * \$18,361 Total Of Mthly Payments \$7560. With \$2300 Down

***'94 NEW CHRYS CONCORDE \$257.00**
Per Mth For 36 Months. Closed End Lease. Stk #59018 6 Cyl VIN RH114646 MSRP * \$21,749 Total Of Mthly Pymts \$9,282 With \$2500 Down

***'94 NEW MERC GRAND MARQUIS GS \$317.00**
Per Month For 24 Months. Closed End Lease. Stock #91061 6 Cyl VIN RX613148 MSRP * \$21,045 Total Of Mthly Payments \$7608 With \$2500 Down 11% Per Mile Over 30,000

***'94 NEW MERC SABLE GS \$239.00**
Per Month For 24 Months. Closed End Lease. Stock #94538 6 Cyl VIN RA806715 MSRP * \$18,265 Total Of Monthly Payments \$5736 With \$2000 Down 11% Per Mile Over 30,000 Miles

***'94 NEW MERC COUGAR \$259.00**
Per Month For 24 Months. Closed End Lease. Stock #93532 6 Cyl VIN RH604585 MSRP * \$17,840 Total Of Mthly Payments \$6216 With \$2500 Down 11% Per Mile Over 30,000

SHOP REEDMAN BEFORE YOU BUY LEASE OR RE-LEASE A CAR OR TRUCK

FLASH! If You Still Have Payments On Your Present Leased Car Or Truck We Would Like To Bid On Your Lease For A New Vehicle, Individual Lease, Or Company Leasing.

***'94 NEW CHRYS TOWN & COUNTRY \$356.00**
Per Month For 36 Months. Closed End Lease. Stock #77054 6 Cyl VIN RX182297 MSRP * \$28,213 Total Of Mthly Payments \$12,616 With \$2500 Down

***'94 NEW PLY VOYAGER \$219.00**
Per Month For 36 Months. Closed End Lease. Stock #76068 4 Cyl VIN RR523947 MSRP * \$17,219 Total Of Monthly Payments \$7884 With \$1500 Down

***'94 NEW CHEV S-10 BLAZER 4 Dr 4x4 \$284.00**
Per Month For 24 Months. Closed End Lease Stk/ T-5268 6 Cyl VIN R2139263 MSRP * \$22,941 Total Of Mthly Pymts \$6616 With \$1200 Down

***'94 NEW CHEV 1/2 TON PICKUP \$199.00.00**
Per Month For 24 Months. Closed End Lease Stk/ T-6010 6 Cyl VIN RE104931 MSRP * \$19,829 Total Of Mthly Pymts \$4776 With \$2000 Down

***'94 NEW LUMINA 4 Dr SDN \$199.00**
Per Month For 36 Months. Closed End Lease Stk/#55106 6 Cyl VIN R1107433 MSRP * \$16,455 Total Of Mthly Pymts \$7184 With \$1500 Down

***'94 NEW DODGE STEALTH \$299.00**
Per Month For 24 Months. Closed End Lease Stk/#6012 6 Cyl VIN RY003984 MSRP * \$24,522 Total Of Mthly Pymts \$7176 With \$2800 Down

***'94 OLDS SUPREME SE CPE \$226.00**
Per Month For 36 Months. Closed End Lease Stk/#52038 6 Cyl VIN RD318960 MSRP * \$18,995 Total Of Mthly Pymts \$8136 With \$2000 Down

Closed End Leases
First Monthly Payment Plus A Security Deposit Equal To One Monthly Payment Is Required Upon Delivery. Lessee May Have The Option To Purchase The Car At Lease End At A Price To Be Negotiated With The Dealer At Lease Inception. At The End Of The Lease If You Do Not Exercise Your Option To Buy You Will Pay A Mileage Charge Of 10¢ Per Mile For Each Mile In Excess Of 15,000 Miles Per Year Plus The Costs Of Any Excess Wear Or Tear.

* Price Includes All Cost To Be Paid By A Consumer, Except For Licensing Costs, Registration Fees & Taxes.

CALL 1-800-919-8200 Ask For Reedman Leasing Dept. Reedman Rte 1 Langhorne Pa.

CENTRAL PA'S LARGEST GM DEALER!



OVER 200 NEW AND USED TRUCKS IN STOCK!



'94 CENTURION & SILVERADOS
• Extend Cabs • Crew Cabs
• Dualys
2 WD, 4 WD, Gas & Diesel
7 In Stock - 18 More Coming In!

'92 FORD F250
7.3 Diesel, 4x4 w/Snow Plow

30 1994 CHEVROLET CONVERSION VANS JUST ARRIVED
High Tops & Low Tops
Short Van Conversions
Many Colors
(4 New 93's Left Over)

'88 FORD
10 1/2 Ft. H.D. Dump
14,500 GVW, 33,000 Miles

Country Coach and Centurion
1/2 Ton 4WD Conversions

Used 1-Owner '93 CHEV EXT. CAB
Dually-Silverado 4x4, 6.5 Diesel, Low Mileage

IF WE DON'T HAVE IT, WE'LL GET IT!



1505 Quentin Rd. Rt. 72 - Lebanon
SALES HOURS:
Mon.-Fri. 9-9
Sat. 9-5

The SUPERMARKET OF TRUCKS

(717) 274-1461 • PA (800) 222-5523

Truck Specialists • Barb Keefer • Bill Breault • Bryon Bernhard