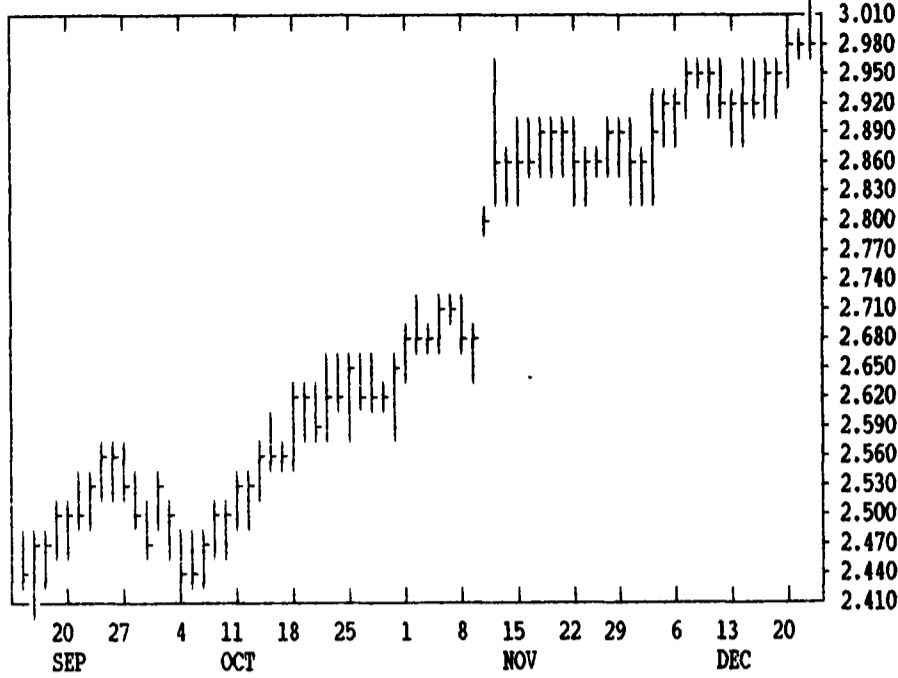


# GRAIN, CATTLE AND HOG FUTURES MARKETS

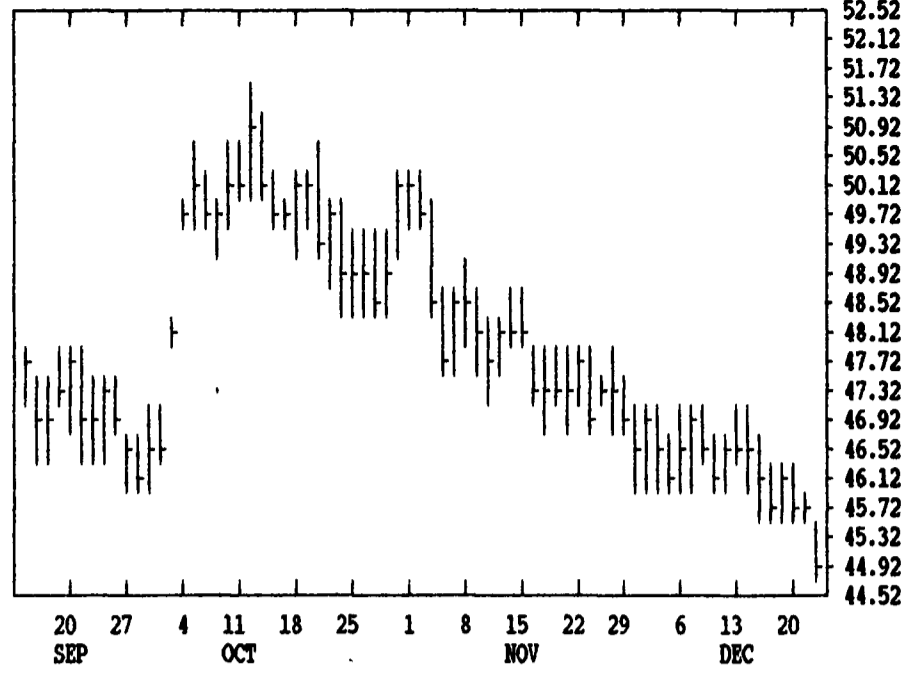
(Closing bids: Wednesday, December 22, 1993)

DTN GRAINS 18 MARCH CORN

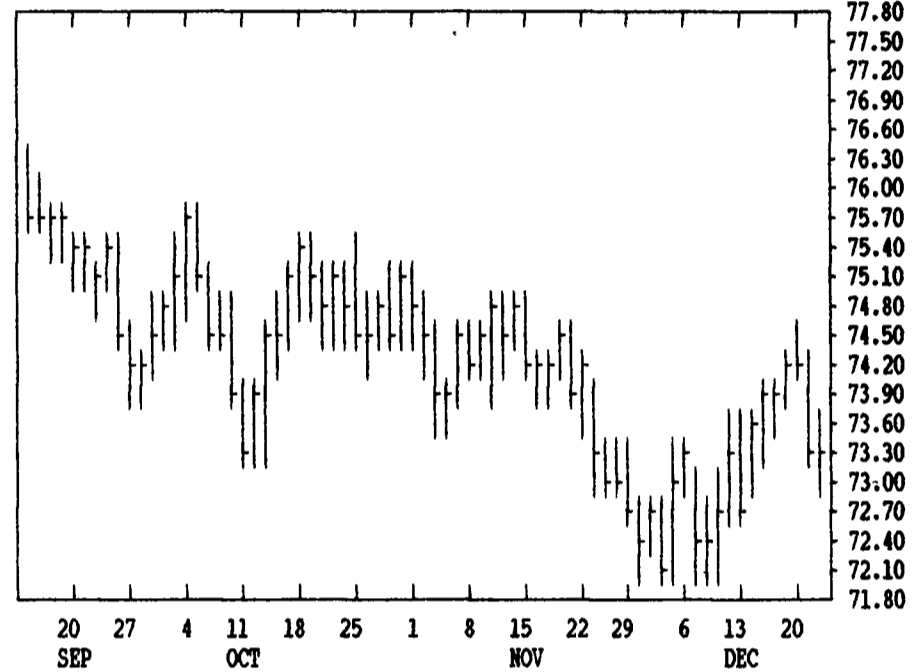
CONTRACT HIGH: 3.002 LOW: 2.326



DTN LIVESTOCK 18 FEBRUARY LIVE HOGS



DTN LIVESTOCK 19 FEBRUARY LIVE CATTLE

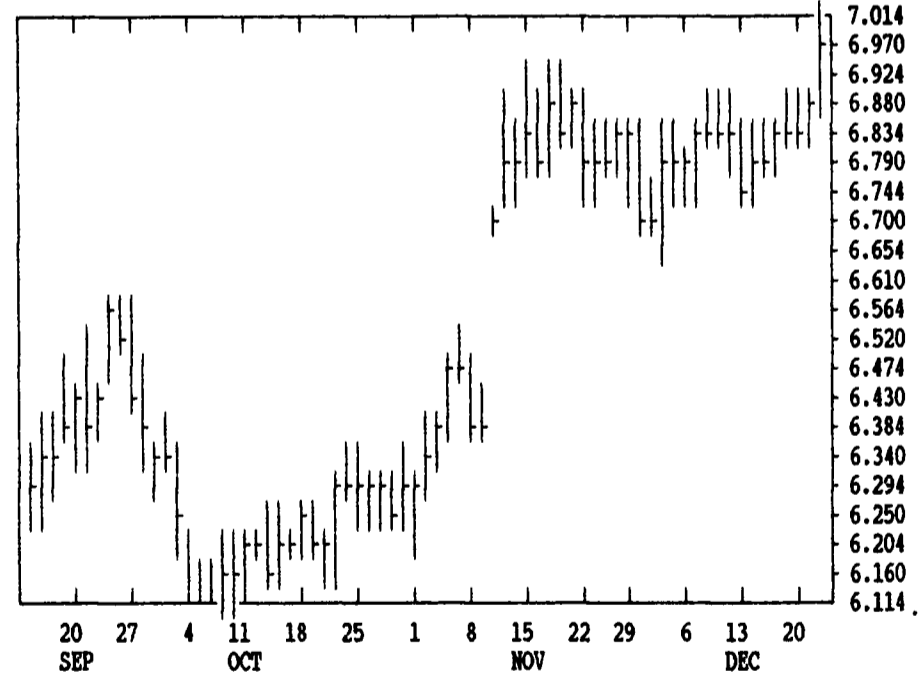


DTN FUTURES	14 12/17/93		DTN WEEKLY TECHNICAL SUMMARY				12/17/93	
	Past Week's(12/13-12/17)		November's		Current			
	High	Low	Close	High	Low	Support	Resistance	
NEARBY WHEAT	373.5	361.5	371.5	359.25	330.75	338.00	396.00	
MAR WHEAT	372.25	361.75	370.75	358.25	328.5	354.00	???	
NEARBY KCWHT	391.00	380.75	388.25	381.00	333.00	349.25	400.00	
MAR KCWHT	382.5	368.5	380.00	365.75	327.5	359.00	???	
NEARBY MGEWT	430.00	416.00	427.00	425.00	348.00	376.25	428-460.00	
NEARBY CORN	290.5	282.75	288.00	288.00	259.75	266.50	302.25	
MAR CORN	296.5	288.75	296.00	295.00	267.00	277.50	302.25	
MAY CORN	299.00	291.00	298.75	298.00	271.00	285.25	????	
NEARBY OATS	132.5	126.75	126.75	141.00	127.00	119.00	143.5	
NEARBY BEANS	687.00	674.75	686.75	687.25	613.00	659.00	700.00	
MAR BEANS	695.00	681.5	694.5	699.00	636.5	672.00	702.00	
MAY BEANS	696.25	683.5	696.00	699.75	640.5	673.50	702.50	
NEARBY MEAL	205.00	198.4	198.6	214.3	193.9	193.20	214.30	
NEARBY BNOIL	28.55	27.05	28.53	26.95	23.27	26.15	30.75	
NEARBY LIVCT	74.25	72.25	74.20	74.60	71.15	70.40	75.50	
FEB LIVCT	74.225	72.85	74.175	74.95	72.10	72.10	74.825	
NEARBY FEDCT	83.40	82.65	83.15	86.10	81.00	81.225	85.275	
NEARBY LIVHG	44.675	42.50	42.875	49.35	44.70	40.30	48.025	
FEB LIVHG	47.15	45.65	46.025	50.15	46.30	44.35-45.65	47.70	
FEB PKBLS	55.05	52.85	54.10	61.15	50.30	51.90	57.00	

DTN FUTURES 02 12/23/93				DELAYED COMMODITY QUOTES				06:25 central time						
CORN				CHICAGO WHEAT				K.C. WHEAT						
	HIGH	LOW	LAST CHG		HIGH	LOW	LAST CHG		HIGH	LOW	LAST CHG			
MAR	3002	2990	2996* +10	MAR	3746	3712	3726* -4	MAR	3900	3854	3870* 0			
MAY	3032	3016	3026* +10	MAY	3570	3540	3556* +10	MAY	3646	3612	3614* +6			
JLY	3030	3014	3020* +6	JLY	3464	3430	3436* 0	JLY	3446	3412	3420* +10			
SEP	2850	2842	2842* +2	SEP	3476	3450	3450* 0	SEP	3454	3430	3432* +10			
DEC	2690	2680	2682* 0	DEC	3556	3520	3526* 0	DEC	3500	3480	3480* 0			
MAR	2744	2734	2736* -2	MAR			0							
MAY	2780	2774	2774* 0											
JLY	2780	2772	2772* -2											
SEP			0											
	SOYBEANS					OATS					MINN WHEAT			
JAN	7004	6910	6970* +92	SEP	1474	1470	1470* +20	DEC			3540* +20			
MAR	7090	6990	7046*+100											
MAY	7104	7014	7072*+100	JAN	2020	1992	2008* +27	JAN	2952	2900	2911* +33			
JLY	7110	7010	7070* +90	MAR	2024	1995	2011* +28	MAR	2952	2895	2909* +31			
AUG	7040	6960	7004* +80	MAY	2030	2008	2019* +29	MAY	2905	2850	2860* +23			
SEP	6750	6700	6724* +54	JLY	2035	2008	2026* +34	JLY	2855	2800	2807* +18			
NOV	6510	6430	6472* +54	AUG	2025	2000	2013* +33	AUG	2800	2750	2750* +18			
JAN	6550	6514	6534* +64	SEP	2000	1985	1995* +31	SEP	2690	2650	2650* +3			
MAR	6570	6570	6570* +50	OCT	1975	1965	1975* +22	OCT	2600	2550	2550* 0			
NOV	6250	6210	6220* +10	DEC	1970	1953	1962* +16	DEC	2520	2495	2496* +9			

LIVE CATTLE				FEEDER CATTLE				LIVE HOGS						
	HIGH	LOW	LAST CHG		HIGH	LOW	LAST CHG		HIGH	LOW	LAST CHG			
DEC	7460	7402	7445* +22	JAN	8305	8270	8282* -27	FEB	4550	4500	4505* -75			
FEB	7355	7322	7347* 0	MAR	8130	8080	8092* -22	APR	4655	4620	4625* -47			
APR	7565	7530	7560* +17	APR	8050	8015	8017* -27	JUN	5255	5225	5240* -15			
JUN	7357	7327	7345* 0	MAY	8010	7985	7990* -25	JLY	5257	5235	5240* -15			
AUG	7252	7225	7225* -7	AUG	8105	8085	8092* -20	AUG	5147	5125	5140* 0			
OCT	7252	7230	7237* 0	SEP	8030	8010	8020* -15	OCT	4785	4760	4765* -5			
DEC	7340	7340	7340* -12	OCT	8020	7990	8015* +5	DEC	4920	4905	4915* 0			
FEB			0	NOV	8050	8030	8050* -10	FEB	4930	4905	4930* 0			
	SWISS FRANC					CANADIAN DOLLAR					PORK BELLIES			
MAR	6967	6880	6947* +63	MAR	7488	7401	7480* +55	FEB	5505	5370	5477* +32			
JUN	6960	6880	6943* +65	JUN	7475	7394	7470* +57	MAR	5540	5420	5505* +20			
SEP	6951	6930	6951* +67	SEP	7462	7390	7460* +58	MAY	5645	5540	5590* 0			
	BRITISH POUND					US DOLLAR INDEX					JLY 5675 5595 5660* +30			
MAR	14920	14806	14910*+100	MAR	9590	9570	9580a -3	AUG	5475	5400	5455* +30			
JUN	14840	14766	14852*+100	JUN			9645a -3	FEB			0			
SEP	14808	14760	14808*+100											
	JAPANESE YEN					S&P 500 INDEX					GERMAN MARK			
MAR	9090	8985	9082* +63	MAR	46930	46655	46870*+190	MAR	5851	5811	5839* +28			
JUN	9128	9028	9122* +63	JUN	47020	46790	46975*+190	JUN	5817	5798	5810* +28			
SEP	9165	9080	9172* +63	SEP	47120	46890	47090*+195	SEP	5798	5770	5792* +28			
				DEC	47250	47030	47225*+190	DEC			0			

DTN GRAINS 23 JANUARY SOYBEANS CONTRACT HIGH: 7.560 LOW: 5.700



DTN GRAINS 25 JANUARY SOY MEAL CONTRACT HIGH: 239.5 LOW: 184.6

