GRAIN, CATTLE AND HOG FUTURES MARKETS

(Closing bids: Thursday, December 16, 1993)

DTN GRAINS 18 MARCH CORN CONTRACT HIGH: 2.970 LOW: 2.326

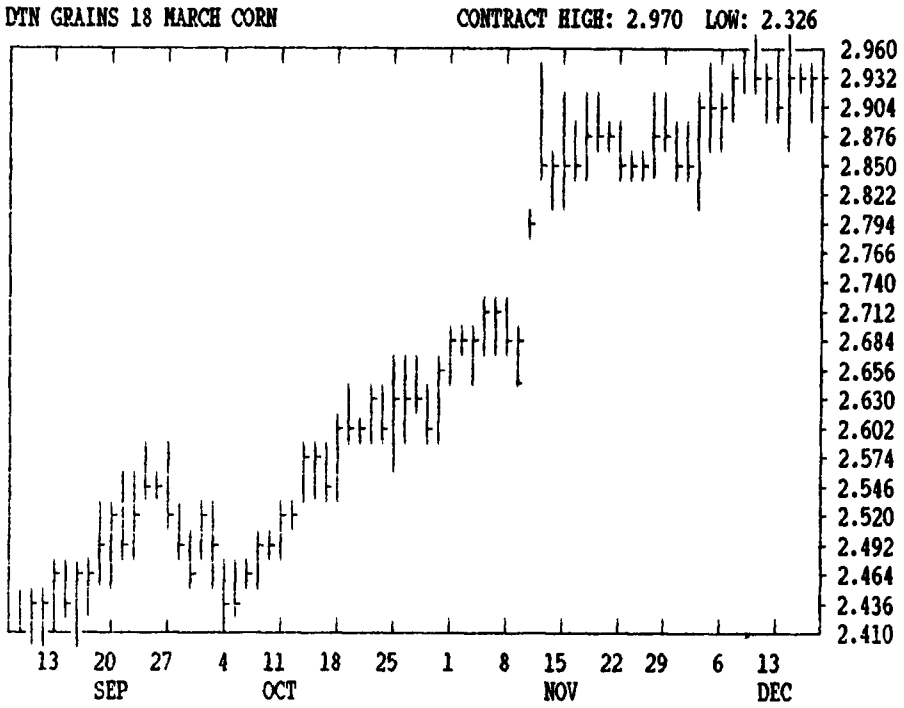

DTN LIVESTOCK 18 FEBRUARY LIVE HOGS

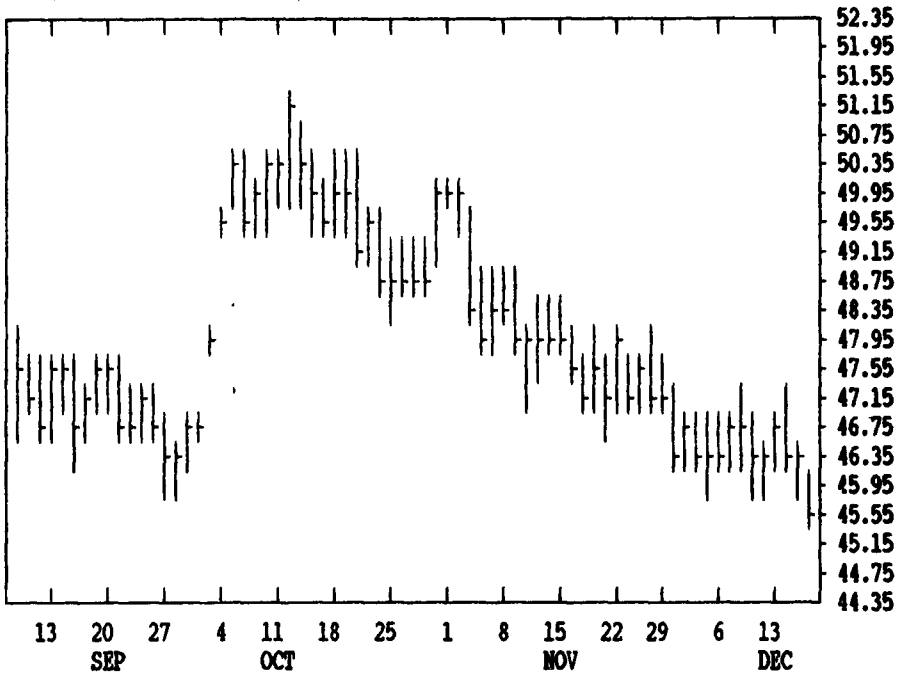

DTN LIVESTOCK 19 FEBRUARY LIVE CATTLE

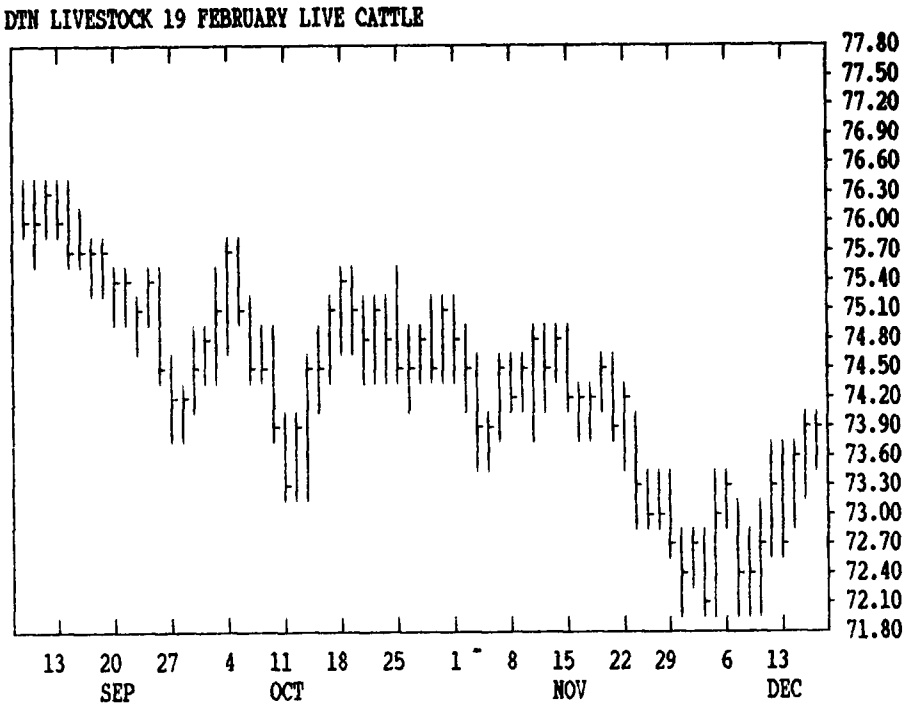

DTN FUTURES 14 12/16/93 TECHNICAL POINTS

PRICES ARE DECIMAL			MOVING AVERAGES			RSI'S			SLOW STOCHASTIC 5 DAY		20 DAY	
CONTRACT		CLOSE	4-DAY	9-DAY	18-DAY	45-DAY	9DAY	14DAY	30DAY	%K	%D	%K	%D
WHEAT	DEC	371.50	367.56	365.89	360.69	346.72	69.1	67.3	64.5	90	76	89	84
WHEAT	MAR	370.75	366.81	365.03	359.87	345.31	72.3	70.5	66.8	90	81	94	91
KCWHT	DEC	391.00	386.69	383.67	379.44	357.64	76.7	74.8	71.5	96	88	97	96
KCWHT	MAR	379.50	374.75	371.28	365.75	347.41	79.1	76.7	71.7	93	84	95	94
MNWHT	DEC	430.00	424.75	420.61	414.43	382.22	71.8	70.8	69.2	80	82	96	92
CORN	DEC	288.50	286.94	287.14	284.10	271.76	66.1	67.2	66.3	69	51	72	79
CORN	MAR	294.50	293.19	293.81	290.75	279.00	64.4	66.2	66.0	69	52	73	81
CORN	MAY	296.75	295.37	296.31	293.36	282.14	63.4	65.6	65.8	62	48	71	80
OATS	DEC	129.50	128.87	131.28	130.68	133.71	42.3	43.3	44.5	13	14	30	41
BEANS	JAN	682.50	679.69	682.00	680.76	660.37	55.5	57.4	57.1	47	39	51	59
BEANS	MAR	689.75	686.50	688.78	687.21	666.79	56.4	58.0	57.5	47	39	58	66
BEANS	MAY	691.25	688.31	690.56	688.83	669.23	56.1	57.6	57.2	45	38	61	69
MEAL	DEC	198.50	200.45	203.87	205.54	202.25	21.9	33.5	45.4	4	6	3	15
BNOIL	DEC	28.06	27.68	27.34	26.92	25.17	70.6	69.8	66.4	93	87	94	93
CATTLE	DEC	73.85	73.37	72.41	72.31	73.25	66.2	59.5	52.3	96	91	70	45
CATTLE	FEB	73.88	73.61	73.24	73.13	74.03	57.8	53.4	49.0	90	79	54	38
FCTL	JAN	83.05	83.08	82.70	82.28	83.07	58.2	54.0	48.9	84	85	91	81
HOGS	DEC	42.72	43.73	43.97	44.67	46.50	24.1	28.0	36.8	24	49	17	15
HOGS	FEB	45.78	46.33	46.50	46.76	47.98	29.1	33.5	42.5	26	39	20	22
PKBLS	FEB	53.38	53.58	53.62	53.35	55.40	47.3	46.9	49.4	22	40	59	59

DTN GRAINS 23 JANUARY SOYBEANS CONTRACT HIGH: 7.560 LOW: 5.700

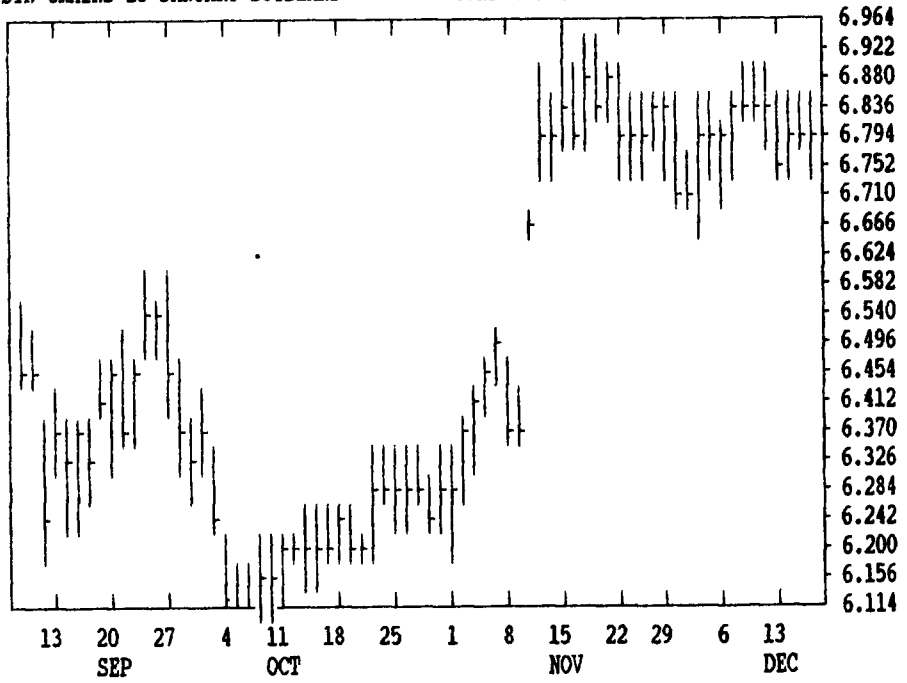

DTN GRAINS 25 JANUARY SOY MEAL CONTRACT HIGH: 239.5 LOW: 184.6

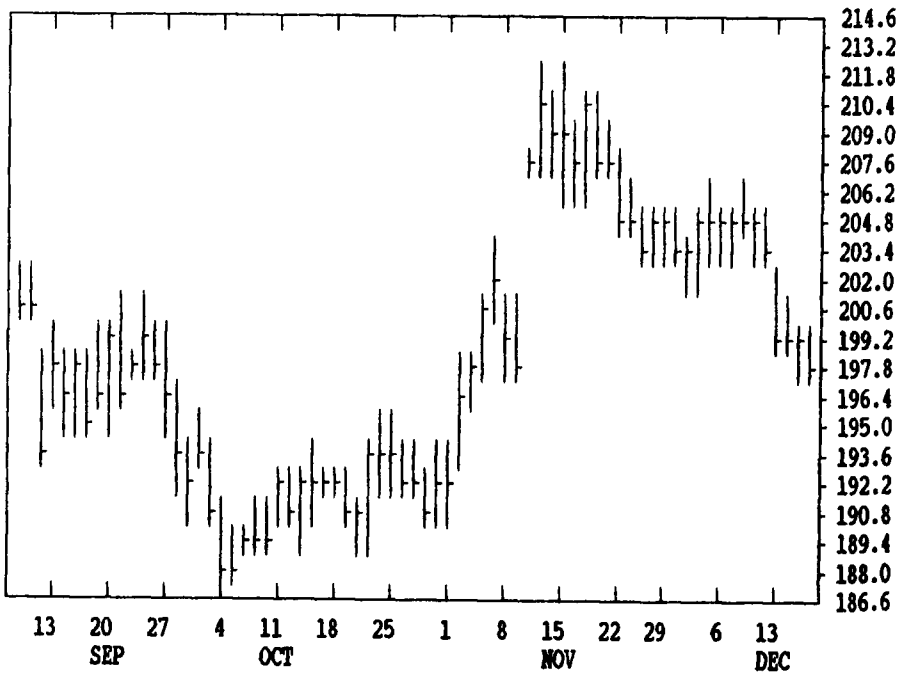

CORN

	HIGH	LOW	LAST	CHG
DEC	2886	2872	2884*	+10
MAR	2946	2924	2944*	+10
MAY	2970	2950	2966*	+10
JLY	2960	2942	2956*	+6
SEP	2800	2786	2796*	+4
DEC	2650	2634	2644*	0
MAR	2704	2692	2702*	-2
MAY				0
JLY				0

SOYBEANS

	HIGH	LOW	LAST	CHG
JAN	6832	6780	6824*	+22
MAR	6904	6840	6896*	+30
MAY	6920	6864	6912*	+26
JLY	6922	6870	6916*	+30
AUG	6870	6834	6866*	+24
SEP	6594	6564	6590*	+20
NOV	6370	6340	6364*	+16
JAN	6420	6394	6420*	+24
MAR			6454*	+16
NOV	6174	6140	6154*	-4

CHICAGO WHEAT

	HIGH	LOW	LAST	CHG
DEC	3714	3670	3714*	+46
MAR	3710	3664	3706*	+44
MAY	3490	3434	3482*	+52
JLY	3340	3296	3336*	+40
SEP	3354	3340	3352*	+32
DEC	3440	3422	3434*	+24

OATS

	HIGH	LOW	LAST	CHG
DEC	1294	1284	1294*	+4
MAR	1370	1360	1364*	+4
MAY	1414	1402	1410*	+4
JLY	1450	1442	1446*	+4

SOYBEAN MEAL

	HIGH	LOW	LAST	CHG
DEC	1992	1984	1985*	-15
JAN	1990	1980	1981*	-9
MAR	1994	1985	1987*	-6
MAY	2000	1990	1995*	0
JLY	2004	1995	1998*	+1
AUG	1993	1987	1992*	+6
SEP	1978	1967	1971*	+3
OCT	1960	1950	1953*	-2

K.C. WHEAT

	HIGH	LOW	LAST	CHG
DEC	3910	3894	3910*	+44
MAR	3800	3742	3794*	+46
MAY	3524	3466	3522*	+46
JLY	3310	3270	3310*	+36
SEP	3320	3294	3320*	+34

MINN WHEAT

	HIGH	LOW	LAST	CHG
DEC	4300	4200	4300*	+80
MAR	3984	3924	3980*	+46
MAY	3720	3670	3712*	+46
JLY	3514	3500	3506*	+32
SEP	3380	3344	3380*	+40

SOYBEAN OIL

	HIGH	LOW	LAST	CHG
DEC	2810	2757	2806*	+40
JAN	2813	2757	2806*	+41
MAR	2815	2763	2807*	+37
MAY	2782	2732	2775*	+36
JLY	2750	2701	2745*	+38
AUG	2700	2660	2695*	+35
SEP	2615	2572	2615*	+37
OCT	2520	2490	2520*	+28

LIVE CATTLE

	HIGH	LOW	LAST	CHG
DEC	7390	7347	7385*	-7
FEB	7405	7362	7387*	-20
APR	7605	7567	7587*	-20
JUN	7357	7322	7330*	-27
AUG	7245	7215	7220*	-20
OCT	7242	7220	7225*	-17
DEC	7325	7317	7325*	-20
FEB				0

FEEDER CATTLE

	HIGH	LOW	LAST	CHG
JAN	8310	8265	8305*	-7
MAR	8160	8127	8152*	-20
APR	8105	8065	8082*	-30
MAY	8070	8020	8045*	-30
AUG	8147	8115	8117*	-42
SEP	8060	8050	8050*	-40
OCT	8025	8020	8020*	-30
NOV	8090	8065	8065*	-35

LIVE HOGS

	HIGH	LOW	LAST	CHG
DEC	4330	4250	4272*	-80
FEB	4620	4565	4577*	-57
APR	4660	4600	4637*	-27
JUN	5242	5185	5230*	-20
JLY	5210	5165	5200*	-5
AUG	5085	5025	5085*	+2
OCT	4750	4675	4707*	+7
DEC	4855	4820	4855*	-2

SWISS FRANC

	HIGH	LOW	LAST	CHG
MAR	6847	6780	6830*	+41
JUN	6850	6800	6825*	+38
SEP	6830		6830*	+37

CANADIAN DOLLAR

	HIGH	LOW	LAST	CHG
MAR	7504	7485	7486*	+1
JUN	7486	7480	7476*	+1
SEP	7475		7467*	+1

PORK BELLIES

	HIGH	LOW	LAST	CHG
FEB	5410	5310	5337*	-37
MAR	5445	5345	5355*	-52
MAY	5550	5455	5475*	-42
JLY	5615	5525	5565*	-55
AUG	5385	5335	5345*	-52
FEB				0

BRITISH POUND

	HIGH	LOW	LAST	CHG
MAR	14820	14704	14786*	+84
JUN	14750	14720	14728*	+82
SEP	14700	14684	14684*	+82

US DOLLAR INDEX

	HIGH	LOW	LAST	CHG
MAR	9646	9636	9646a	-3
JUN	9728	9718	9714*	-38

JAPANESE YEN

	HIGH	LOW	LAST	CHG
MAR	9164	9114	9145*	+14
JUN	9199	9150	9183*	+13
SEP	9231		9231*	+12

S&P 500 INDEX

	HIGH	LOW	LAST	CHG
MAR	46550	46360	46475*	+75
JUN	46605	46470	46585*	+85
SEP	46720	46595	46700*	+80
DEC				0

GERMAN MARK

	HIGH	LOW	LAST	CHG
MAR	5821	5779	5805*	+22
JUN	5786	5773	5776*	+21
SEP		5737	5758*	+21
DEC				0