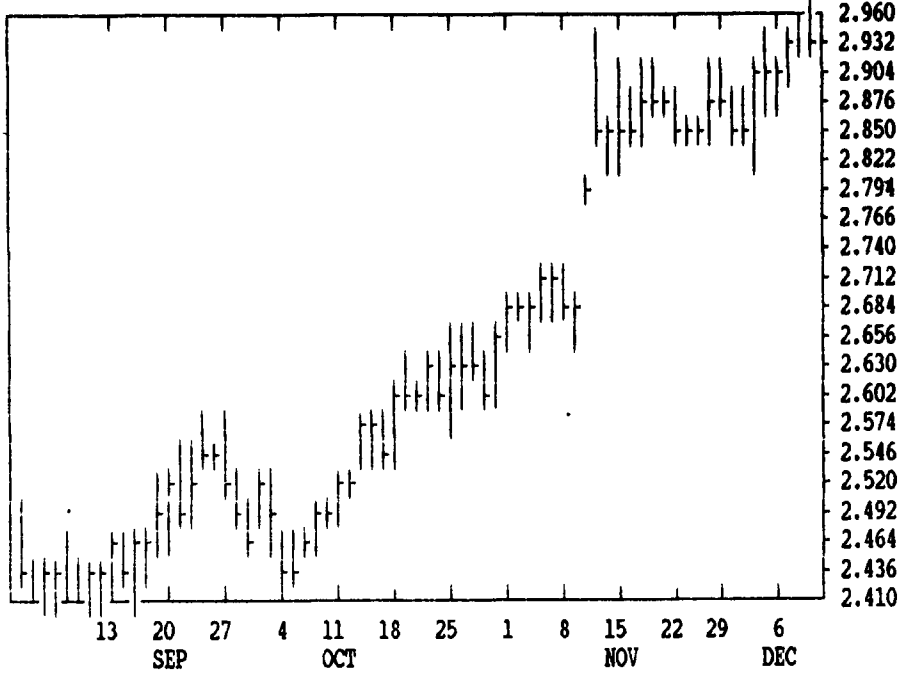


GRAIN, CATTLE AND HOG FUTURES MARKETS

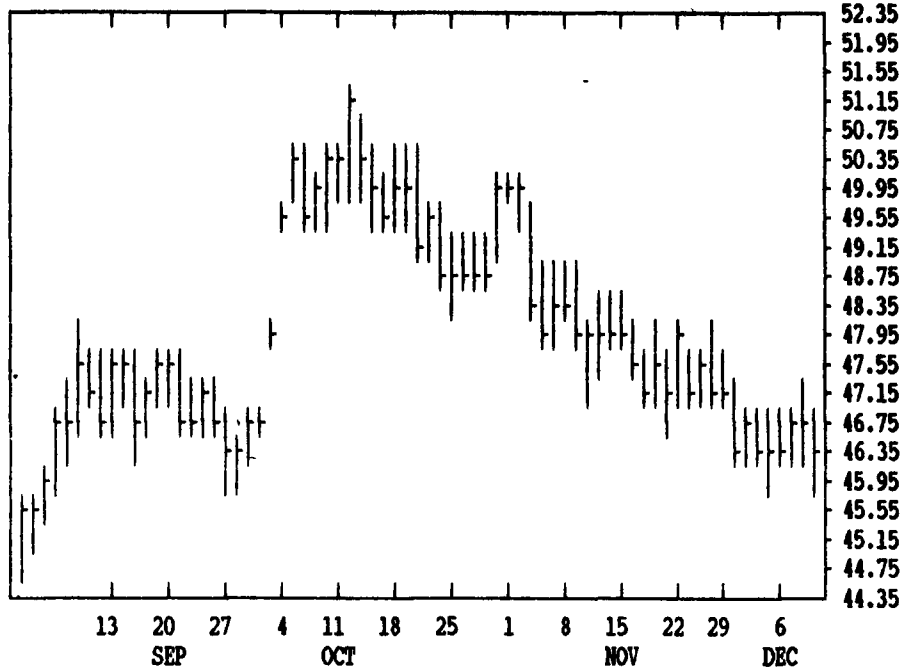
(Closing bids: Thursday, December 9, 1993)

DTN GRAINS 18 MARCH CORN

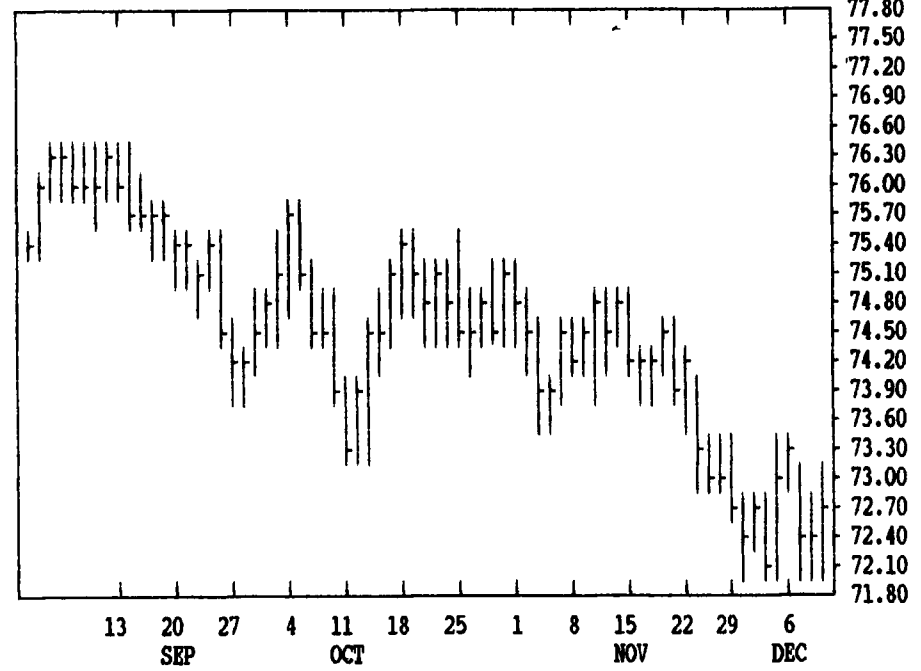
CONTRACT HIGH: 2.970 LOW: 2.326



DTN LIVESTOCK 18 FEBRUARY LIVE HOGS



DTN LIVESTOCK 19 FEBRUARY LIVE CATTLE

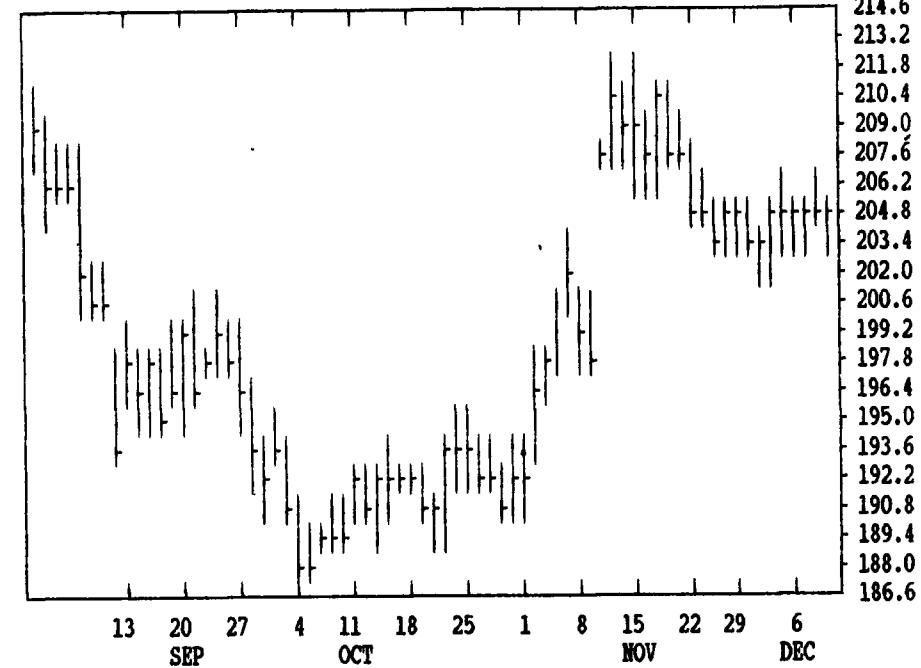


| DTN FUTURES 14 12/09/93 | | TECHNICAL POINTS | | | | SLOW STOCHASTIC | | | | |
|-------------------------|--------|------------------|--------|--------|--------|-----------------|-------|-------|----|----|
| PRICES ARE DECIMAL | | MOVING AVERAGES | | | | RSI'S | | | | |
| CONTRACT | CLOSE | 4-DAY | 9-DAY | 18-DAY | 45-DAY | 9DAY | 14DAY | 30DAY | %K | %D |
| WHEAT DEC | 360.25 | 364.50 | 359.11 | 356.43 | 341.91 | 57.4 | 60.0 | 60.9 | 69 | 82 |
| WHEAT MAR | 361.25 | 363.06 | 358.31 | 354.93 | 340.89 | 66.1 | 66.5 | 64.3 | 78 | 86 |
| KCWHT DEC | 381.50 | 380.69 | 377.47 | 372.85 | 351.07 | 71.2 | 71.3 | 69.4 | 93 | 94 |
| KCWHT MAR | 368.25 | 367.81 | 363.94 | 359.14 | 342.14 | 74.3 | 72.9 | 69.0 | 83 | 86 |
| MNWHT DEC | 417.00 | 415.37 | 408.50 | 403.81 | 371.79 | 66.1 | 67.2 | 67.3 | 78 | 75 |
| CORN DEC | 287.75 | 287.56 | 284.67 | 282.54 | 267.03 | 68.3 | 69.4 | 67.4 | 87 | 88 |
| CORN MAR | 295.25 | 294.50 | 291.19 | 289.31 | 274.47 | 72.2 | 71.8 | 68.6 | 92 | 91 |
| CORN MAY | 298.25 | 297.19 | 293.81 | 291.86 | 277.86 | 73.9 | 73.1 | 69.2 | 93 | 92 |
| OATS DEC | 134.00 | 133.00 | 131.36 | 131.94 | 134.68 | 57.7 | 52.8 | 48.9 | 83 | 79 |
| BEANS JAN | 684.25 | 683.44 | 680.08 | 682.33 | 653.47 | 60.5 | 61.3 | 58.7 | 84 | 82 |
| BEANS MAR | 691.25 | 690.25 | 686.72 | 688.40 | 659.87 | 61.0 | 61.6 | 59.0 | 86 | 83 |
| BEANS MAY | 693.00 | 691.87 | 688.25 | 689.82 | 662.39 | 60.8 | 61.2 | 58.7 | 86 | 83 |
| NEAL DEC | 205.80 | 206.92 | 206.77 | 208.36 | 201.05 | 44.7 | 50.7 | 53.5 | 50 | 58 |
| BNOIL DEC | 26.82 | 26.96 | 26.67 | 26.51 | 24.60 | 61.7 | 64.3 | 63.2 | 82 | 87 |
| CATTLE DEC | 71.78 | 71.46 | 71.56 | 72.39 | 73.24 | 45.2 | 43.3 | 43.3 | 37 | 42 |
| CATTLE FEB | 72.93 | 72.85 | 72.76 | 73.33 | 74.09 | 44.9 | 43.0 | 43.2 | 41 | 52 |
| FCTL JAN | 82.40 | 82.24 | 81.83 | 81.98 | 83.07 | 53.3 | 49.3 | 45.9 | 67 | 68 |
| HOGS DEC | 43.78 | 44.13 | 44.70 | 45.22 | 47.27 | 25.7 | 29.8 | 38.7 | 16 | 16 |
| HOGS FEB | 46.35 | 46.65 | 46.67 | 47.10 | 48.43 | 34.7 | 37.2 | 44.5 | 59 | 59 |
| PKBLS FEB | 55.10 | 53.38 | 52.52 | 53.43 | 55.88 | 60.7 | 54.5 | 52.7 | 90 | 83 |

| LIVE CATTLE | | | | FEEDER CATTLE | | | | LIVE HOGS | | | | | | |
|-------------|------|------|-------|---------------|-----|------|------|-----------|-----|------|------|------|-------|-----|
| DEC | HIGH | LOW | LAST | CHG | JAN | HIGH | LOW | LAST | CHG | DEC | HIGH | LOW | LAST | CHG |
| DEC | 7182 | 7077 | 7177* | +90 | JAN | 8245 | 8195 | 8240* | +37 | DEC | 4400 | 4355 | 4377* | -32 |
| FEB | 7305 | 7230 | 7292* | +35 | MAR | 8075 | 8010 | 8065* | +50 | FEB | 4665 | 4607 | 4635* | -42 |
| APR | 7555 | 7510 | 7547* | +12 | APR | 8037 | 7970 | 8027* | +50 | APR | 4722 | 4677 | 4712* | -10 |
| JUN | 7350 | 7325 | 7330* | -5 | MAY | 8005 | 7965 | 7995* | +30 | JUN | 5300 | 5267 | 5287* | 0 |
| AUG | 7215 | 7180 | 7192* | -5 | AUG | 8110 | 8052 | 8100* | +45 | JULY | 5255 | 5225 | 5250* | 0 |
| OCT | 7205 | 7185 | 7195* | -5 | SEP | 8030 | 8010 | 8020* | +25 | AUG | 5110 | 5085 | 5110* | +2 |
| DEC | 7290 | 7280 | 7287* | -5 | OCT | 8000 | 7975 | 7985* | +30 | OCT | 4735 | 4705 | 4720* | +7 |
| FEB | | | 0 | | NOV | 8040 | 8020 | 8040* | +45 | DEC | 4865 | 4840 | 4865* | -5 |

| CORN | | | | CHICAGO WHEAT | | | | K.C. WHEAT | | | | | | |
|----------|------|-------|-------|---------------|--------------|-------|-------|------------|------|-------------|-------|-------|-------|-----|
| DEC | HIGH | LOW | LAST | CHG | DEC | HIGH | LOW | LAST | CHG | DEC | HIGH | LOW | LAST | CHG |
| DEC | 2896 | 2860 | 2876* | -22 | DEC | 3620 | 3580 | 3602* | -34 | DEC | 3820 | 3790 | 3814* | -6 |
| MAR | 2960 | 2940 | 2952* | -12 | MAR | 3624 | 3594 | 3612* | -16 | MAR | 3692 | 3664 | 3682* | -12 |
| MAY | 2990 | 2966 | 2982* | -10 | MAY | 3420 | 3394 | 3406* | 0 | MAY | 3454 | 3432 | 3450* | -4 |
| JLY | 2990 | 2966 | 2980* | -6 | JLY | 3290 | 3264 | 3276* | +4 | JLY | 3264 | 3244 | 3256* | +2 |
| SEP | 2816 | 2804 | 2812* | -2 | SEP | 3310 | 3286 | 3294* | -6 | SEP | 3274 | 3260 | 3266* | 0 |
| DEC | 2654 | 2640 | 2652* | +2 | DEC | 3394 | 3376 | 3380* | -14 | MINN WHEAT | | | | |
| MAR | 2710 | 2694 | 2706* | +4 | OATS | | | | | DEC | 4170 | 4160 | 4170* | -30 |
| MAY | | | 0 | | DEC | 1340 | 1324 | 1340* | +2 | MAR | 3870 | 3824 | 3830* | -54 |
| JLY | | | 0 | | MAR | 1400 | 1382 | 1392* | +2 | MAY | 3600 | 3550 | 3586* | +2 |
| SOYBEANS | | | | MAY | 1434 | 1422 | 1430* | +2 | JLY | 3430 | 3400 | 3424* | +12 | |
| JAN | 6872 | 6826 | 6842* | -14 | JLY | 1462 | 1444 | 1456* | +4 | SEP | 3320 | 3294 | 3300* | -20 |
| MAR | 6940 | 6896 | 6912* | -20 | SOYBEAN MEAL | | | | | SOYBEAN OIL | | | | |
| MAY | 6960 | 6920 | 6930* | -16 | DEC | 2071 | 2055 | 2058* | -18 | DEC | 2728 | 2678 | 2682* | -33 |
| JLY | 6966 | 6924 | 6940* | -20 | JAN | 2053 | 2040 | 2046* | -8 | JAN | 2732 | 2677 | 2686* | -33 |
| AUG | 6920 | 6884 | 6904* | -6 | MAR | 2052 | 2040 | 2047* | -6 | MAR | 2731 | 2680 | 2689* | -30 |
| SEP | 6650 | 6620 | 6626* | +2 | MAY | 2050 | 2040 | 2046* | -4 | MAY | 2692 | 2645 | 2658* | -27 |
| NOV | 6424 | 6390 | 6394* | -12 | JLY | 2050 | 2041 | 2048* | -5 | JLY | 2658 | 2620 | 2635* | -14 |
| JAN | 6480 | 6450 | 6450* | -10 | AUG | 2045 | 2040 | 2040* | -4 | AUG | 2615 | 2580 | 2588* | -12 |
| MAR | 6550 | 6504 | 6504* | -10 | SEP | 2025 | 2015 | 2019* | -5 | SEP | 2535 | 2505 | 2505* | -22 |
| NOV | | 6240* | -14 | OCT | | 1994* | +4 | OCT | 2475 | 2440 | 2445* | -10 | | |

DTN GRAINS 25 JANUARY SOY MEAL CONTRACT HIGH: 239.5 LOW: 184.6



DTN GRAINS 23 JANUARY SOYBEANS CONTRACT HIGH: 7.560 LOW: 5.700

