

# Save A Buck...



# During Buck Season...



## AT YOUR FORD NEW HOLLAND DEALER!

✓ Check With Your Dealer For Current Company Programs


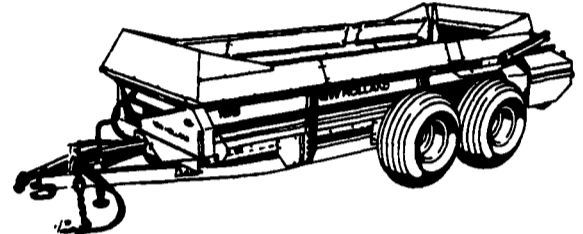
### MODEL SKID STEER LOADERS

- L-250 Gas..... 18 Horsepower..... 600 lb. SAE Operating Load
- L-255 Diesel..... 16 Horsepower..... 700 lb. SAE Operating Load
- L-454 Gas..... 30 Horsepower..... 1200 lb. SAE Operating Load
- L-455 Diesel..... 28.5 Horsepower..... 1200 lb. SAE Operating Load
- L-455 Diesel..... 28.5 Horsepower, Boom Hyd. .... 1200 lb. SAE Operating Load
- L-553 Diesel..... 38.5 Horsepower..... 1500 lb. SAE Operating Load
- L-553 Diesel..... 38.5 Horsepower, Boom Hyd. .... 1500 lb. SAE Operating Load
- L-555 Diesel..... 38.5 Horsepower, Boom Hyd. .... 1700 lb. SAE Operating Load
- L-781 Diesel..... 50 Horsepower, Boom Hyd. .... 2050 lb. SAE Operating Load
- L-783 Diesel..... 57 Horsepower..... 2050 lb. SAE Operating Load
- L-783 Diesel..... 57 Horsepower, Boom Hyd. .... 2050 lb. SAE Operating Load
- L-785 Diesel..... 57 Horsepower, Boom Hyd. .... 2050 lb. SAE Operating Load  
2 Speed Transmission




### MODEL BOX MANURE SPREADERS

- 130 (Single Axle)..... 140 Cu. Ft. - 128 Bushel..... Single Beater
- 130 ..... 161 Cu. Ft. - Heaped ..... Double Beater
- 145 ..... 180 Cu. Ft. - 177 Bushel..... Single Beater
- 145 ..... 215 Cu. Ft. - Heaped ..... Double Beater
- 155 ..... 216 Cu. Ft. - 217 Bushel..... Single Beater
- 155 ..... 260 Cu. Ft. - Heaped ..... Double Beater
- 165 ..... 256 Cu. Ft. - 236 Bushel..... Single Beater
- 165 ..... 311 Cu. Ft. - Heaped ..... Double Beater
- 185 (Tandem Axle)..... 280 Cu. Ft. - 287 Bushel..... Single Beater
- 185 ..... 340 Cu. Ft. - Heaped ..... Double Beater
- 190 (1000 RPM)..... 317 Cu. Ft. - 369 Bushel..... Single Beater
- 190 (1000 RPM)..... 440 Cu. Ft. - Heaped ..... Double Beater
- 195 (1000 RPM)..... 348 Cu. Ft. - 410 Bushel..... Single Beater
- 195 (1000 RPM)..... 440 Cu. Ft. - Heaped ..... Double Beater



### MODEL SIDE DELIVERY SPREADERS

- 305 ..... 1000 Gal. Capacity
- 305 ..... 1230 Gal. Capacity
- 306 ..... 1400 Gal. Capacity..... Single Axle
- 306 ..... 1400 Gal. Capacity..... Tandem Axle
- 306 ..... 1700 Gal. Capacity..... Tandem Axle
- 308 ..... 2000 Gal. Capacity..... Tandem Axle
- 308 ..... 2400 Gal. Capacity..... Tandem Axle
- 308 ..... 2400 Gal. .... Truck Mount Spreader






### MODEL GRINDER MIXERS

- 355 (100 bu.)..... Plain Feed Chute, Hyd. Drive
- 355 (100 bu.)..... Plain Feed Chute, Hyd Drive, Scales
- 355 (100 bu.)..... Loading Auger, Hyd. Drive
- 355 (100 bu.)..... Loading Auger, Hyd. Drive, Scales
- 358 (125 bu.)..... Plain Feed Chute, Hyd. Drive
- 358 (125 bu.)..... Plain Feed Chute, Hyd. Drive, Scales
- 358 (125 bu.)..... Loading Auger, Hyd. Drive
- 358 (125 bu.)..... Loading Auger, Hyd. Drive, Scales
- 358 (125 bu.)..... Power Bale Feeder, Hyd. Drive
- 358 (125 bu.)..... Power Bale Feeder, Hyd. Drive, Scales

### MODEL ROUND BALERS

- 630 ..... 4'x4' Round Baler
- 640 ..... 4'x5' Round Baler-Auto Wrap
- 640 ..... 4'x5' Round Baler-Bale Command
- 640 ..... 4'x5' Round Baler-Twine & Net-wrap
- 640 ..... 4'x5' Round Baler-Silage Special
- 650 ..... 4'x6' Round Baler-Auto Wrap
- 650 ..... 4'x6' Round Baler-Bale Command
- 650 ..... 4'x6' Round Baler-Twine & Net-wrap
- 660 ..... 5'x6' Round Baler-Auto Wrap
- 660 ..... 5'x6' Round Baler-Bale Command
- 660 ..... 5'x6' Round Baler-Twine & Net-wrap




**Bring This Check List To Your Nearest Ford New Holland Dealer...  
Find Out How We Can Make Your Farm Chores Easier!**

