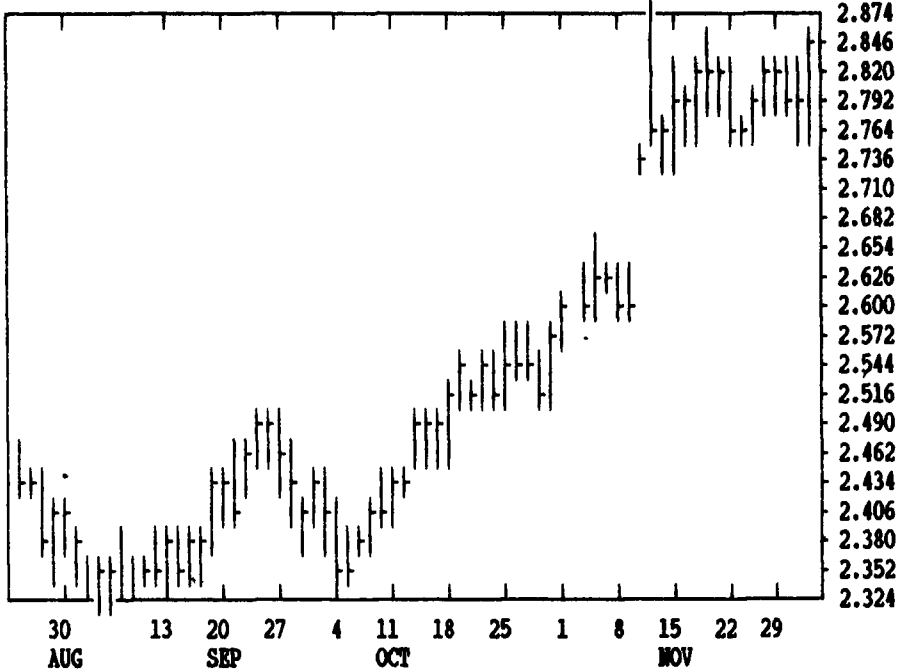


GRAIN, CATTLE AND HOG FUTURES MARKETS

(Closing bids: Thursday, December 2, 1993)

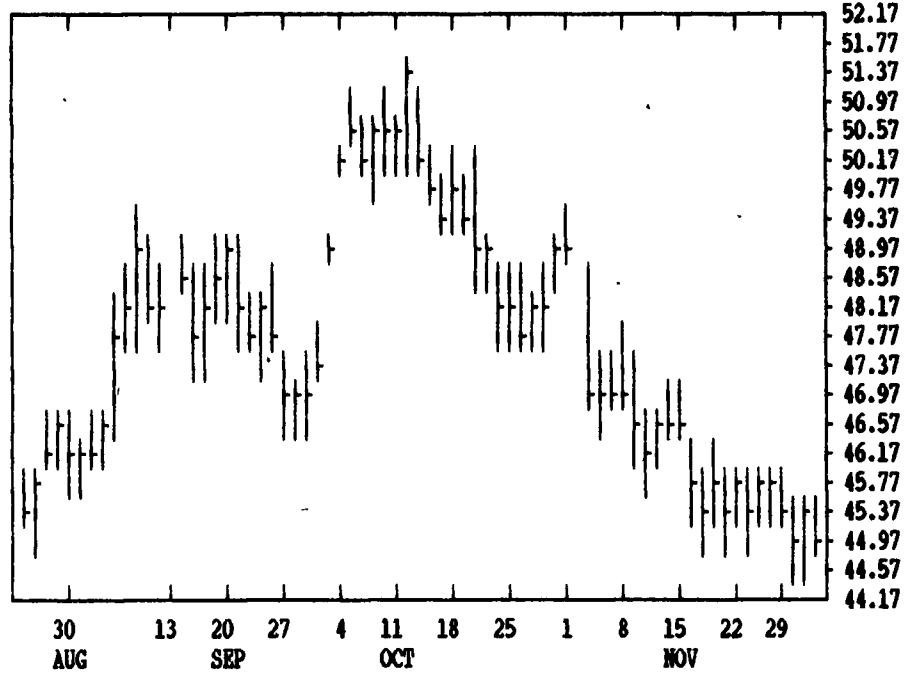
DTN GRAINS 18 DECEMBER CORN

CONTRACT HIGH: 2.880 LOW: 2.252



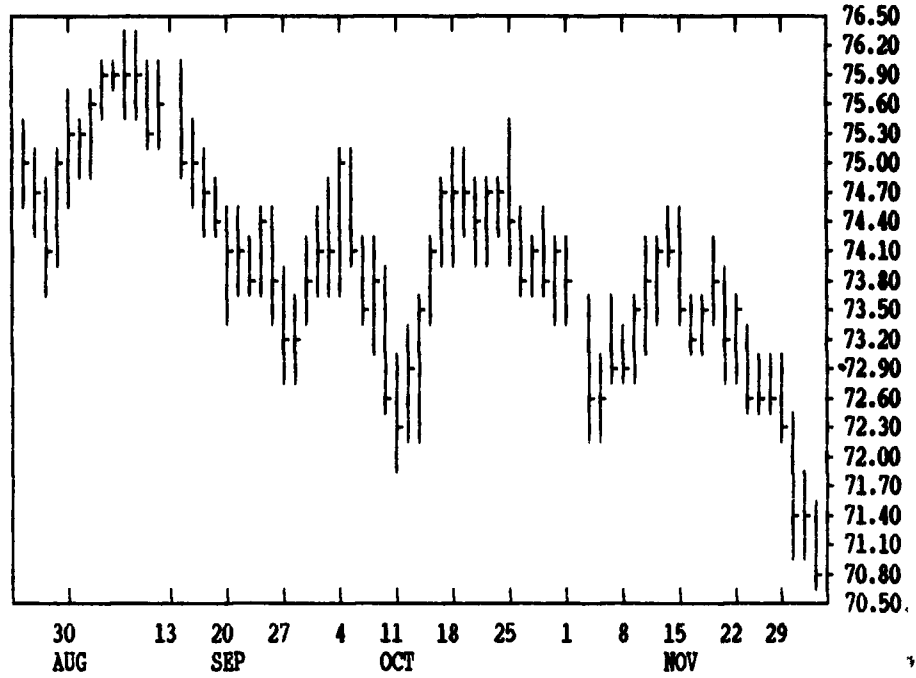
DTN LIVESTOCK 18 DECEMBER HOGS

CONTRACT HIGH: 51.50 LOW: 40.07



DTN LIVESTOCK 19 DEC LIVE CATTLE

CONTRACT HIGH: 76.65 LOW: 68.10



DTN FUTURES 13 12/02/93

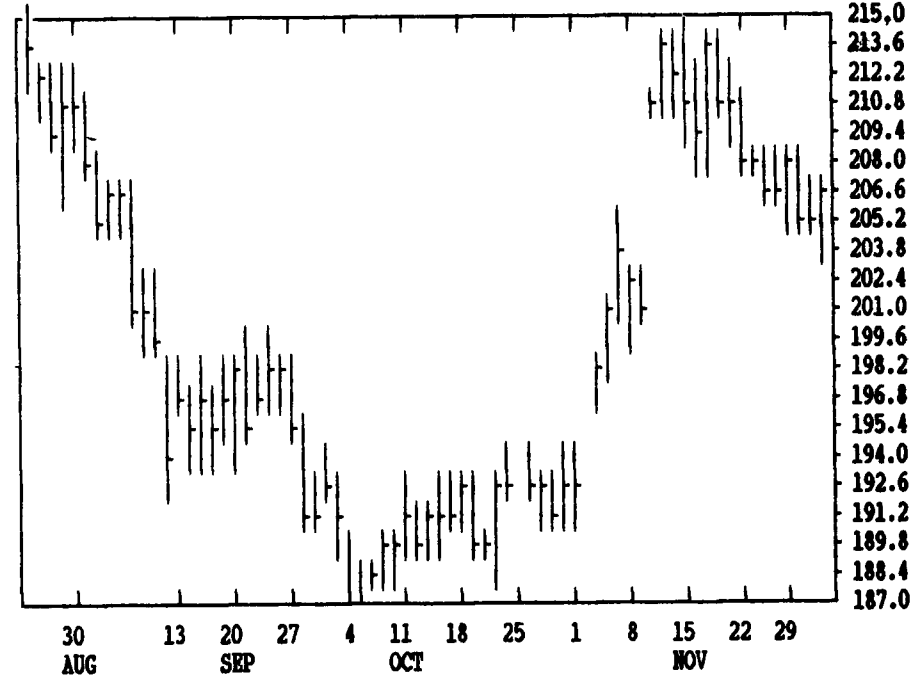
CONTRACT	CLOSE	MOVING AVERAGES				RSI'S		SLOW STOCHASTIC				
		4-DAY	9-DAY	18-DAY	45-DAY	9DAY	14DAY	30DAY	%K	%D	%K	%D
WHEAT	DEC 357.75	352.50	354.81	349.50	336.51	63.3	63.1	61.8	50	39	81	86
WHEAT	MAR 355.50	352.87	353.78	348.42	336.21	65.1	65.0	62.9	46	48	85	90
KCWHT	DEC 373.00	374.37	374.06	364.53	344.44	63.1	66.3	66.6	29	54	88	95
KCWHT	MAR 360.75	359.94	358.94	351.71	337.01	68.9	69.0	66.3	33	50	87	91
MWHT	DEC 398.00	403.13	407.75	390.85	361.80	54.8	60.0	63.3	23	39	76	89
CORN	DEC 285.25	281.69	280.69	277.87	261.79	71.5	71.1	67.8	60	61	80	77
CORN	MAR 291.00	287.87	287.39	284.82	269.37	69.2	69.7	67.3	49	50	77	76
CORN	MAY 293.25	290.50	290.11	287.57	273.03	68.9	69.6	67.4	49	49	75	75
OATS	DEC 132.50	129.31	130.25	132.56	135.04	52.5	49.0	46.9	50	28	16	12
BEANS	JAN 681.00	677.00	680.50	676.71	646.53	58.7	60.4	58.3	32	30	75	80
BEANS	MAR 687.50	683.37	686.36	682.60	652.94	59.1	60.6	58.5	32	34	78	82
BEANS	MAY 689.25	685.06	687.92	684.50	656.31	58.9	60.3	58.3	33	35	78	82
NEAL	DEC 206.90	206.65	207.73	208.69	199.12	51.1	55.1	55.2	29	23	62	69
BWOIL	DEC 26.63	26.38	26.49	25.87	24.16	65.0	66.3	63.8	28	38	87	89
CATTLE	DEC 70.93	71.57	72.35	73.01	73.54	19.9	27.3	36.5	11	12	6	13
CATTLE	FEB 72.22	72.59	73.14	73.82	74.34	22.2	28.0	36.4	24	19	9	9
FCTL	JAN 81.20	81.43	81.95	82.22	83.34	33.6	36.0	38.9	18	15	27	34
HOGS	DEC 45.05	45.30	45.46	45.90	47.86	35.2	36.4	42.4	42	45	15	15
HOGS	FEB 46.50	46.75	47.14	47.54	48.69	33.4	36.6	44.7	21	21	11	13
PKBLS	FEB 51.90	51.69	53.29	54.02	56.15	36.6	39.2	46.0	26	17	12	16

LIVE CATTLE				FEEDER CATTLE				LIVE HOGS							
DEC	FEB	APR	JUN	JAN	MAR	APR	MAY	DEC	FEB	APR	JUN	JULY	AUG	OCT	DEC
7135	7265	7505	7290	8160	8015	7970	7950	4547	4685	4737	5255	5210	5060	4685	4502
7080	7210	7452	7252	8115	7975	7937	7920	4502	4632	4677	5190	5165	5025	4640	4505
7092*	7222*	7467*	7262*	8120*	7990*	7942*	7925*	4632	4650*	4690*	5207*	5185*	5037*	4640*	4505*
-42	-47	-30	-20	-20	-12	-17	-15	-37	-37	-47	-50	-40	-32	-37	-42
7167	7190	7190	7275	8025	7957	7950	7950*	5060	5025	5037*	5037*	5185*	5037*	4640*	4505*
7120	7150	7150	7245*	8012	7950	7950*	7950*	5025	5037*	5037*	5037*	5185*	5037*	4640*	4505*
7125*	7155*	7155*	7245*	8017*	7950*	7950*	7950*	5025	5037*	5037*	5037*	5185*	5037*	4640*	4505*
-40	-40	-40	-50	+10	-5	-5	0	5037*	5037*	5037*	5037*	5185*	5037*	4640*	4505*
7275	7275	7275	7245*	7980	7980*	7980*	7980*	4825	4825*	4825*	4825*	4825*	4825*	4825*	4825*
7245	7245	7245	7245*	7980*	7980*	7980*	7980*	4825	4825*	4825*	4825*	4825*	4825*	4825*	4825*
7245*	7245*	7245*	7245*	7980*	7980*	7980*	7980*	4825	4825*	4825*	4825*	4825*	4825*	4825*	4825*
-50	-50	-50	-50	0	0	0	0	4825	4825*	4825*	4825*	4825*	4825*	4825*	4825*

CORN				CHICAGO WHEAT				K.C. WHEAT							
DEC	MAR	MAY	JULY	DEC	MAR	MAY	JULY	DEC	MAR	MAY	JULY	DEC	MAR	MAY	JULY
2860	2914	2940	2944	3580	3564	3394	3260	3730	3614	3420	3236	3690	3560	3366	3414*
2774	2834	2852	2852	3480	3486	3314	3210	3690	3560	3366	3204	3690	3560	3366	3414*
2852*	2910*	2932*	2936*	3576*	3554*	3386*	3252*	3690	3560	3366	3236*	3690	3560	3366	3414*
+54	+52	+46	+54	+64	+32	+26	0	+30	+20	+26	+12	+30	+20	+26	+12
2770	2770	2770	2770	3294	3294	3294*	3294*	3244	3230	3244*	3244*	3244*	3230	3244*	3244*
2724	2724	2724	2724	3294*	3294*	3294*	3294*	3244	3230	3244*	3244*	3244*	3230	3244*	3244*
2764*	2764*	2764*	2764*	3294*	3294*	3294*	3294*	3244	3230	3244*	3244*	3244*	3230	3244*	3244*
+24	+24	+24	+24	+4	+4	+4	+4	+2	+2	+2	+2	+2	+2	+2	+2
2634	2634	2634	2634	3382	3382	3382*	3382*	3244	3230	3244*	3244*	3244*	3230	3244*	3244*
2580	2580	2580	2580	3382	3382	3382*	3382*	3244	3230	3244*	3244*	3244*	3230	3244*	3244*
2630*	2630*	2630*	2630*	3382	3382	3382*	3382*	3244	3230	3244*	3244*	3244*	3230	3244*	3244*
+24	+24	+24	+24	+4	+4	+4	+4	+2	+2	+2	+2	+2	+2	+2	+2
2684	2684	2684	2684	3382	3382	3382*	3382*	3244	3230	3244*	3244*	3244*	3230	3244*	3244*
2646	2646	2646	2646	3382	3382	3382*	3382*	3244	3230	3244*	3244*	3244*	3230	3244*	3244*
2684*	2684*	2684*	2684*	3382	3382	3382*	3382*	3244	3230	3244*	3244*	3244*	3230	3244*	3244*
+20	+20	+20	+20	+4	+4	+4	+4	+2	+2	+2	+2	+2	+2	+2	+2

DTN GRAINS 25 DECEMBER SOY MEAL

CONTRACT HIGH: 235.6 LOW: 183.4



DTN GRAINS 24 JANUARY SOYBEANS

CONTRACT HIGH: 7.430 LOW: 5.764

