


See Binkley & Hurst A
Specialist In Quality Planting Equipment
YOU ASKED FOR IT...
"We really need a six-row planter with a narrow transport width here in the East!"
WE LISTENED...
"Safe transportation of wide equipment on narrow roadways is increasingly difficult!"
KINZE RESPONDED!!

No Other Planter On The Market
Today Has The Narrow Transport
Feature "Swing Frame In 20 Seconds"

KINZE MFG. is pleased to announce the
MODEL 2500 corn and bean planter. This unit was
specifically designed at the request of farmers in
Pennsylvania & New York. We've proven our excellence
in the field, now we've made getting there and back
safer and easier.



20
Seconds
Time
Lapse



PLANT

TRANSPORT AT 11'2"

THE KINZE 2500 PLANTER

- * 6x30" Or 8x30" * Liquid Or Dry Fertilizer
- * 15" "Push" Unit For Beans * Operate From Any 2-Outlet Tractor

We Sell Kinze 4 Row Planters

**KINZE CORN & BEAN PLANTERS
THAT PENETRATE HARD SOIL.**
Built The
Way You Like 'Em!



**CASE IH MAXXUM TRACTORS & KINZE HEAVY DUTY
PLANTERS FROM BINKLEY & HURST -**

- ★ Heavy Duty Soybean Planter with NEW **KINZE BRUSH METERS**
- ★ Insecticide, Corn Meters & Monitors Available
- ★ No-Till Coulters ★ H. Duty Markers



Order Your Kinze Planter Now!

**BINKLEY & HURST
BROS. INC.**

133 Rothsville Station Rd.
Lititz, PA 17543
(717) 626-4705
1-800-IT PAYS U

After Hours
Emergency Parts Call:
(717) 626-0885
(717) 626-5159
(717) 626-4768



**CASE IH 7500
MOLDBOARD
PLOW**

- New Vari-Width On-The-Go Adjusts From 14" to 22"
- 4 and 5 Bottom In Stock



**GET EVEN
STANDS**




In Stock - • 20x6
• 24x6

There's nothing more important to a crop than early, even emergence. To get it, you need accurate, even seeding.

The 5300 has earned a reputation for its seeding precision, a function of its exclusive feed cup design and dependable disk openers. And, to improve placement of seed, the opener drawbars are heavier than on previous models. Press wheel and opener bearings are heavier for long life operation.

Along with accuracy, the 5300 gives you fast, high capacity seeding, so you spend less time refilling hoppers.

**MAXXUM MFD & 2WD, Cab or Rops Tractors
In Stock**



Power Shuttle forward & reverse is standard equipment on every Maxxum Case IH Tractor and with this feature you have the perfect Loader Combination. Binkley & Hurst Bros. has loaders in stock ready to work! Buy the Best, the only true hyd. reverser industrial design available in any ag tractor

See Binkley & Hurst Now!

**New Case IH Quality Hay Tools In Stock, For A Good
Cash Discount Price Or Low Rate Financing**

- (1) Case IH Model 8430 Round Baler 47" Wide With 30" to 51" Variable Height Density Controlled, Coming Soon!
- (2) Case IH 8530 Square Baler With Thrower, Good Capacity With Up To 100 Stroke Per Minute Plunger Speed, Inline Model Which Eliminates Side Draft *Let's Deal Now!*
- (3) 8520 Square Balers With or Without Throwers, Tractor Pull Or Horse Drawn Models In Stock, 92 Stroke Per Min. Plunger Speed, Inline Balers Pull Easier, Buy Yours Now!
- (4) 8340 Heavy Duty Mower Conditioner 9'3" Cutting Width, Oil Bath Drive Stub Guards, Automatic Roll Separation and Bolt On Knife Section
- (5) Case IH 600 Blowers, The Best Money Can Buy
- (6) 12' Swing Frame 8360 Case IH Mower Conditioner

Case IH Tillage Equipment Available

- (7) Case IH #14 Subsoiler 3 Pt. 5 Shank Automatic Reset. This Machine Can Open Up Your Hardpan To Allow Deep Winter Freezing For Better Soil Conditions In The Spring.
- (8) Heavy Duty Model 145 Rollover Automatic Reset Plows, 3 Bottom 18"
- (9) New 3 Bottom Spring Automatic Reset Model 450 3 Pt. Plow

**FOR A SUPER FINE FINISH CONSIDER A NEW MODEL 4800 CASE
IH FIELD CULTIVATOR FROM BINKLEY & HURST...**
Automatic Self-Leveling For Uniform Depth Control And Oscillating Tandem Axles - 2 Sizes In Stock!

- (1) Model 4800, 25.1' w/45 Shanks, Ave. Transport Width 10'2"
- (2) Model 4800, 22.9' w/41 Shanks Ave. 9'2" Transport Width Mulcher Attachment
- (3) In Stock: New Case IH 3800 Disk Harrow, 12'2" Cut, Spring Cushion Self-Leveling Hitch, Rockflex Bearing Hangers, Set-Up & Ready to Work Hard!

Other New Case IH Material Handling Equipment

- (10) Economy Priced Case IH 2200 Loader With 72" Bucket, Fits 385-395-485-495 and Older Model Tractors
- (11) Case IH Model 1350 Grinder Mixers, Big Capacity 150 Bushel With Scales


BINKLEY & HURST BROS., INC.

133 Rothsville Station Rd., Lititz, PA 17543
Located 1/4 Mile North of Rothsville
(717) 626-4705 1-800-IT PAYS U



**NEW AT BINKLEY & HURST BROS.
FROM SUNFLOWER:**

**MODEL 4010/4110
SUNFLOWER
COULTER RIPPER**



Conservation
Tillage
Equipment
Built
**SUNFLOWER
Tough!**

Sunflower's Coulters Ripper is for today's conservation minded farmer demanding deep tillage with minimal residue disturbance. These durable machines feature adjustable front mounted coulters on 7 1/2" centers. The coulters blades have an added advantage of slicing hard ground to keep clod size to a minimum. The V-bar ripper design gives added trash clearance and pulls smoother than straight-bar rippers. These coulters rippers are built Sunflower tough and no ballast is added to the frame increasing the structural strength. Check out Sunflower's latest edition to its growing family of quality tillage equipment at a farm show or dealer near you.

Adjustable Coulters Gangs: The 4010/4110 both feature adjustable coulters gangs that can be raised completely in clean ground. Ratchet Jack Adjustment is standard equipment. Optional Hydraulic Gang Adjustment makes on the go changes or raising the coulters completely out of the way an easy task from the tractor seat.

**Also...3 Pt. Hitch Subsoiler
Rippers For Hard Pan
Deep-Till. SEE
BINKLEY & HURST NOW!**

WHY BUY A SUNFLOWER DISC HARROW?

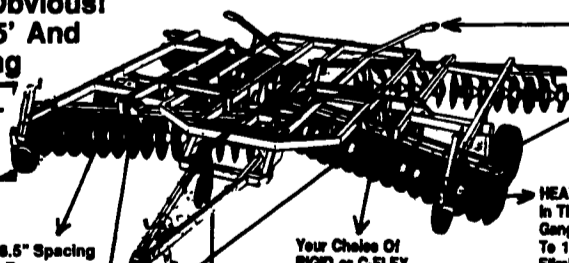
The Reasons Are Obvious!
Sizes From 10'-15' And
18'-32' Folding

Check Out The Rest -
Then Buy The Best!
SUNFLOWER

WING GAUGE WHEELS
Eliminate Gouging

BLADES: 1/2" x22" or 1/2" x24" On 8.5" Spacing
3 Sided Blade Prevents Erosion By
Eliminating A Continuous Furrow

DOUBLE OFFSET DESIGN Provides Maximum
Leveling Without A Middle Buster Or Center Tooth



Your Choice Of
RIGID or C-FLEX
BEARING STANDARDS.

SELF-LEVELING
HITCH Maintains Level Setting Regardless Of Desired Depth Or Tillage Application

TRANSPORT WIDTH On
Wing Units Up To 24'2"
Working Width Is A
SAFE 12'4" Transport.

3 YEAR WARRANTY
On Triple Lip Sealed
Trunnion Mounted,
Regreasable BEARINGS

HEAVIEST-AXLE SHAFTS
In The Industry - 1 1/2" Dia.
Gangs Are Hydraulically Torqued
To 1400 Lbs. & Spring-Loaded To
Eliminate Loosening, Wear And
Breakage.

**CHECK OUT THIS SUPERIOR NEW
PRODUCT FROM SUNFLOWER!**



- New extended frame length for better trash clearance.
- Auto reset, trip
- Heavy duty 4"x6"x3/8" mainframe construction.
- Hydraulically controlled coulters gangs (optional) can be adjusted on the go or raised completely in clean soils.
- Walking tandems to better conform in uneven ground conditions.

8'9" to 18'9" Widths Available!

**BINKLEY & HURST
BROS. INC.**

133 Rothsville Station Rd.
Lititz, PA 17543
(717) 626-4705
1-800-IT-PAYS U

After Hours
Emergency Parts Call:
(717) 626-0885
(717) 626-5159
(717) 626-4768

