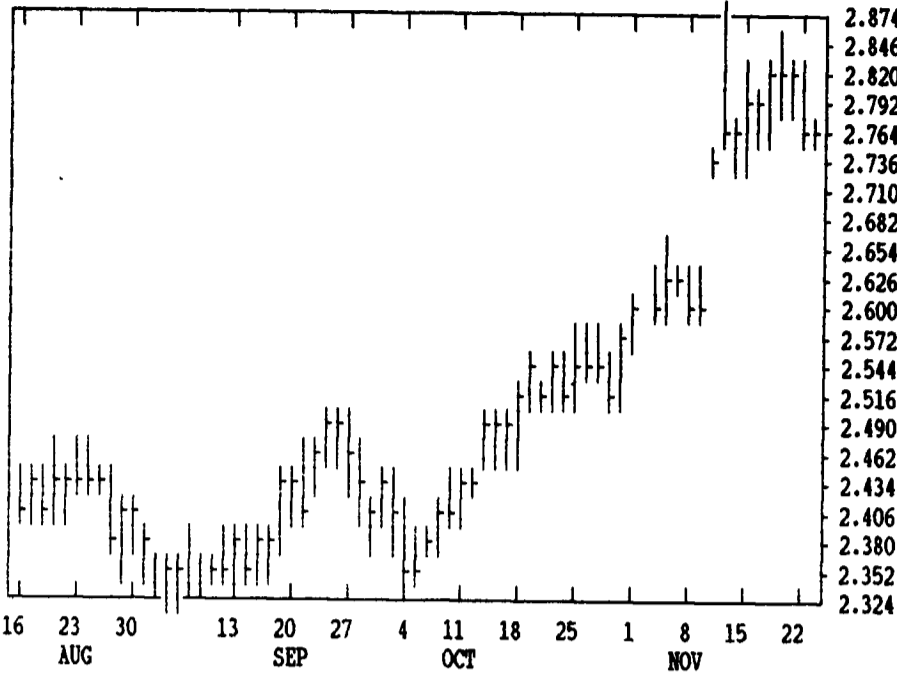


# GRAIN, CATTLE AND HOG FUTURES MARKETS

(Closing bids: Wednesday, November 24, 1993)

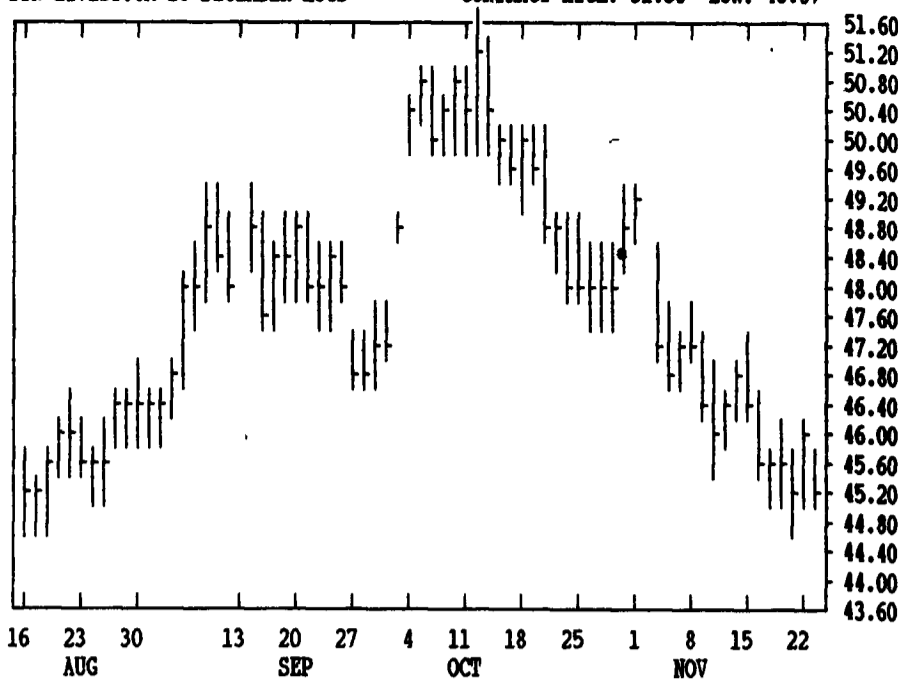
DTN GRAINS 18 DECEMBER CORN

CONTRACT HIGH: 2.880 LOW: 2.252



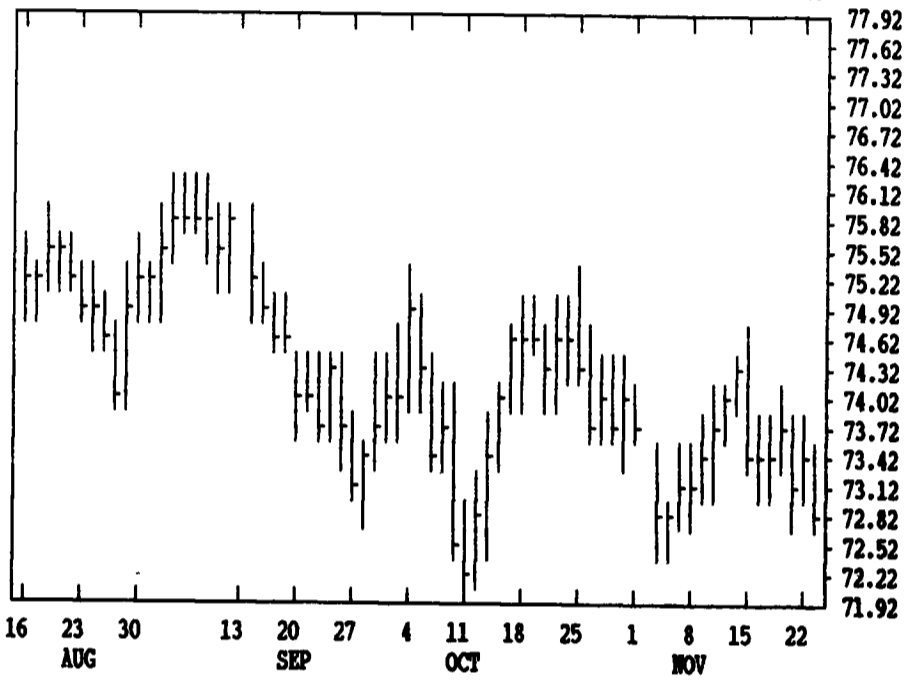
DTN LIVESTOCK 18 DECEMBER HOGS

CONTRACT HIGH: 51.50 LOW: 40.07



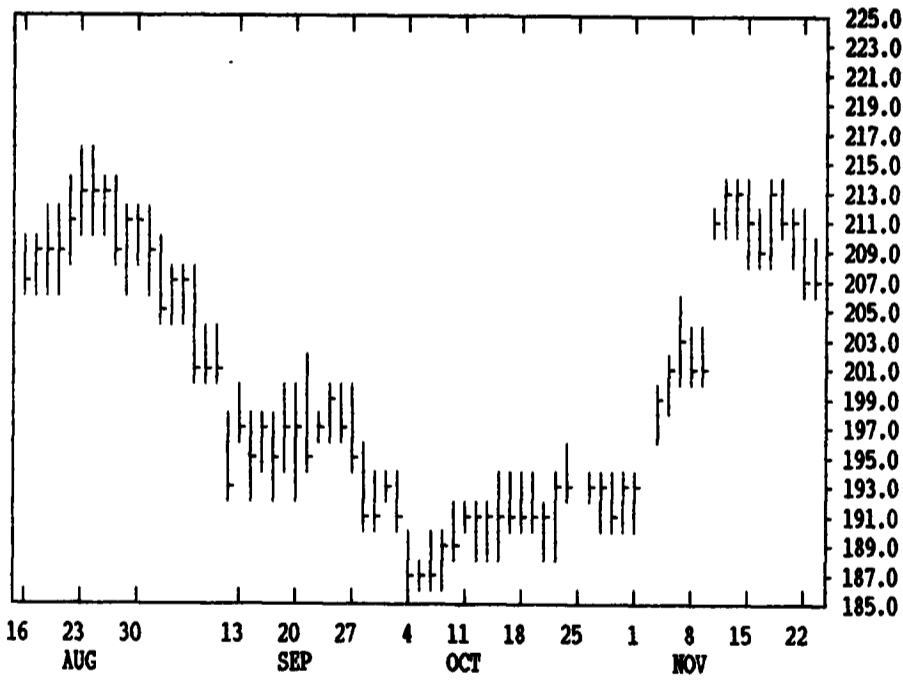
DTN LIVESTOCK 19 DEC LIVE CATTLE

CONTRACT HIGH: 76.65 LOW: 68.10



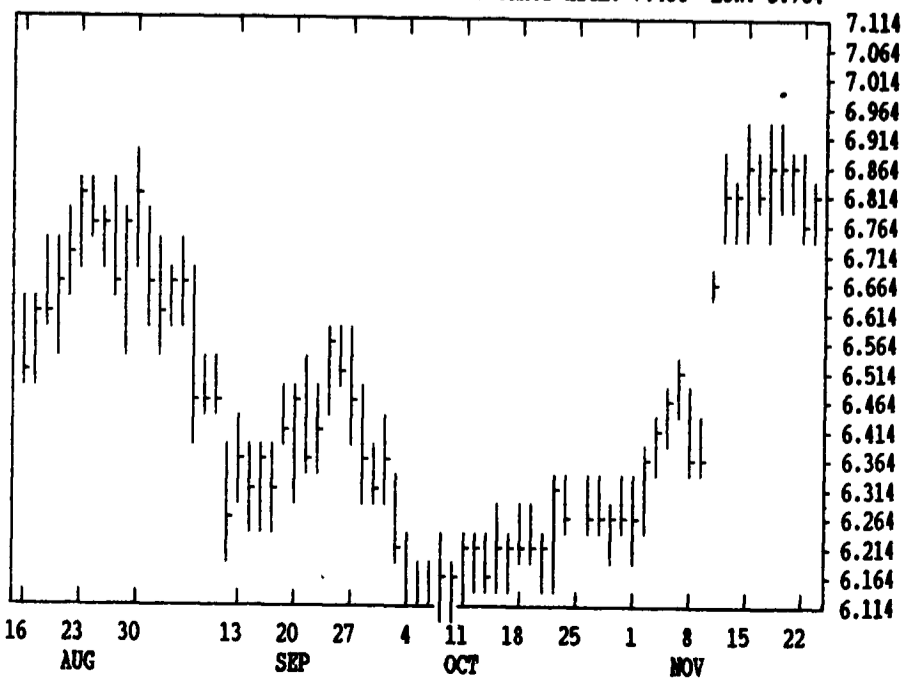
DTN GRAINS 25 DECEMBER SOY MEAL

CONTRACT HIGH: 235.6 LOW: 183.4



DTN GRAINS 24 JANUARY SOYBEANS

CONTRACT HIGH: 7.430 LOW: 5.764



DTN FUTURES 13 11/24/93		TECHNICAL POINTS										SLOW STOCHASTIC				
PRICES ARE DECIMAL		MOVING AVERAGES					RSI'S					5 DAY		20 DAY		
CONTRACT	CLOSE	4-DAY	9-DAY	18-DAY	45-DAY	9DAY	14DAY	30DAY	%K	%D	%K	%D				
WHEAT	DEC 356.25	356.37	352.17	344.57	332.20	68.0	66.6	63.4	74	81	92	91				
WHEAT	MAR 355.75	353.75	349.94	342.96	332.43	74.8	70.9	65.2	88	90	96	93				
KCWHT	DEC 377.25	372.25	365.44	354.68	338.32	82.5	78.9	72.6	98	96	98	95				
KCWHT	MAR 361.75	356.81	352.28	344.14	332.58	79.3	75.3	69.0	84	85	94	94				
MNWHY	DEC 418.00	408.69	393.36	376.43	352.77	89.4	84.9	76.5	99	99	99	97				
CORN	DEC 279.00	279.19	279.86	272.54	257.75	66.8	68.8	66.1	13	32	77	80				
CORN	MAR 286.25	286.31	286.92	279.75	265.43	68.5	70.1	66.8	14	32	76	79				
CORN	MAY 289.25	289.06	289.36	282.72	269.32	71.1	71.7	67.5	28	42	75	76				
OATS	DEC 130.00	131.06	132.78	133.51	136.25	37.6	39.9	42.6	14	21	21	30				
BEANS	JAN 681.75	682.69	684.17	666.12	642.82	65.1	65.4	59.6	21	31	84	88				
BEANS	MAR 687.75	687.94	689.64	672.08	649.21	65.1	65.3	59.7	24	32	86	89				
BEANS	MAY 689.75	689.44	691.06	674.67	652.98	65.0	65.0	59.6	25	31	86	89				
NEAL	DEC 207.40	208.85	210.58	206.53	197.84	52.8	56.9	55.7	6	19	79	86				
BNOIL	DEC 26.59	26.50	26.22	25.07	23.91	75.7	73.7	66.4	61	66	89	91				
CATTLE	DEC 72.75	73.06	73.42	73.41	73.76	37.3	40.5	44.0	16	23	30	35				
CATTLE	FEB 73.20	73.70	74.09	74.28	74.55	28.1	34.0	40.9	14	24	22	31				
FCTL	JAN 82.25	82.41	82.19	82.80	83.65	43.8	42.8	43.1	72	81	41	28				
HOGS	DEC 45.70	45.56	45.86	46.59	48.10	39.4	39.1	43.9	58	44	15	13				
HOGS	FEB 47.47	47.49	47.63	48.13	48.68	41.0	42.4	47.9	58	51	17	15				
PKBLS	FEB 54.40	54.68	54.54	55.65	56.06	44.4	45.5	50.1	61	61	24	19				

LIVE CATTLE				FEEDER CATTLE				LIVE HOGS																				
DEC	FEB	APR	JUN	JAN	MAR	MAY	AUG	SEP	OCT	NOV	DEC	FEB	APR	JUN	JULY	AUG	SEP	OCT	NOV	DEC								
7300	7340	7580	7327	7200	7235	7340	7340	7340	7340	7340	8230	8087	8050	8030	8085	8040	8040	8040	8040	8015	4590	4757	4770	5290	5220	5087	4705	4830
7275*	7320*	7567*	7310*	7190	7235*	7340*	7340*	7340*	7340*	7340*	8225*	8082*	8042*	8025*	8075*	8025*	8025*	8025*	8010*	8015*	4540	4722	4735	5260	5200	5070	4830*	
-7	-12	0	+5	+5	+5	+25					+7	+5	-5	+5	-2	0	0	0	0	0	+42	+32	+22	+17	+10	+2	+2	

SWISS FRANC				EURODOLLAR				PORK BELLIES					
DEC	MAR	JUN		DEC	MAR	JUN	SEP	FEB	MAR	MAY	JULY	AUG	FEB
6716	6699	6690	6668	9654	9642	9615	9586	5470	5450	5515	5550	5460	5355
6678	6664	6668	6674*	9648	9638	9609	9579	5355	5350	5400	5440	5350	5440*
-6	-6	-6	-6	+2	0	0	0	+27	+27	+85	+75	+40	+35

CORN				CHICAGO WHEAT				K.C. WHEAT							
DEC	MAR	MAY	JULY	DEC	MAR	MAY	JULY	DEC	MAR	MAY	JULY	DEC	MAR	MAY	JULY
2792	2866	2896	2886	3592	3582	3392	3280	3814	3620	3416	3244	3260	3734	3616	3412
2772	2854	2882	2866	3540	3526	3364	3260	3734	3616	3412	3226	3240	3772*	3616*	3412*
+12	+10	+10	+10	+12	+20	+6	-2	+32	+36	+30	0	+4	+32	+36	+30