




Woods Model 405,
30 Cu. Ft. Trailer Vacuum, Left-Hand Discharge, Good Condition
\$295

MANOR EQUIPMENT, INC.
Wheatfield Rd. R.D. 8
Sinking Spring, PA
(215) 678-0828



IH 1468
V8 Motor, TA, Original
\$6,500
(717) 532-8926

J.L. HOLLINGER & SONS INC.
RT. 72N, Manheim, PA.
717-664-2444 717-665-2354 FAX 717-664-2835
NEW & USED Farm & Construction Equip.

'89 Case 1840 Skid Loader w/GP Bucket, Aux. Hydros, VG Cond. **\$13,500**

'85 John Deere 655B Crawler/Loader w/GP Bucket, ROPS Canopy, V.G. Cond. **\$25,000**

COMING IN:

'89 Ford 655C, 4WD, Cab, extend-a-hoe

SKID LOADERS

'90 Case 1845C, GP bucket, aux. hyd., low hrs., excel. cond. **\$14,000**
Case 1835C flotation tires, GP bucket, bad engine **\$6,500**
Case 1840 straight edge bucket, flotation tires, low hrs. **\$13,500**

BACKHOES

Case 580K, TLB, full cab, standard hoe, 4WD, excel. cond. **\$27,500**
'86 JCB 1400B, TLB, full cab, standard hoe **\$12,500**
(2) '74 JD 510 TLB, ROPS canopy, standard hoe **\$12,000/Ea.**
'87 Cat 416 TLB, 4WD, cab, extend-a-hoe, excel. cond. **\$30,000**
'86 CAT 426 TLB, 4 WD, cab, extend-a-hoe, vg cond. **\$30,000**

FARM TRACTORS

JD 420 lawn tractor, w/hyd. front blade **\$3,950**
IH 460 diesel engine, runs good **\$2,350**

CRAWLERS

CAT D3 crawler dozer, 6-way angle blade **\$12,500**
'88 CAT 935C crawler loader, GP bucket, ROPS canopy, excel. cond. **\$22,500**
'90 Case 450C, LT, dozer w/6 way angle blade, excel. cond. **\$30,000**
'79 IH 175C, crawler loader, GP bucket, cab, good cond. **\$16,000**
'85 JD 655B, crawler loader, GP bucket, ROPS canopy, vg cond. **\$25,000**
JD 450C backhoe attach. **\$3,000**
JD 555A crawler loader, backhoe attach., runs & operates vg. cond. **\$16,500**

MISCELLANEOUS

Case 584C forklift, 21' mast, diesel engine, good cond. **\$12,500**
Case backhoe attachment, demo unit, fits 1835C, 1840 **\$5,750**
Nissan N41, hyd. excavator, full cab, 24" bucket, low hrs. **\$13,500**
Reinco 3500 hydro seeder, new engine, mounted on Ford truck chassis, vg cond. **\$15,000**
Cub Cadet 884, diesel engine, 50" mower, like new **\$3,850**
Onan 10KW generator, 2 cyl. Onan gas engine, excel. **\$1,550**
Miller portable welder **\$2,250**

PARTING OUT:

(2) IH 100C, 4N1 buckets, ROPS canopy, most parts available

This New Case IH Magnum 150 Plus HP Model 7120 MFD Is At Binkley & Hurst At Tremendous Year End Savings Let's Get Together Now!



BINKLEY & HURST BROS., INC.
133 Rothsville Station Rd., Lititz, PA 17543
Located 1/4 Mile North of Rothsville
(717) 626-4705 1-800-IT PAYS U



RHINO



Shred Corn Stalks or Cut Grass And Brush With A Well Built Rhino Cutter from Binkley & Hurst Now!

The SR15...

15' Medium Duty, Flex Wing Rotary Cutter is the ideal choice for mowing pastures, highway rights-of-way, crop residue, and other general purpose applications.



Available in 540 or 1000 RPM, the SR15 features a proven four-gearbox design that is rated to cut material up to 2" in diameter.

The divider gearbox is rated at 140 HP and the center and wing gearboxes are rated at 100 HP. The 10 gauge deck is reinforced with heavy wall tubing that provides added strength and extended life to the mower's mainframe. Replaceable side skirts are 1/4" thick and 10 1/2" deep, providing extra capacity to handle those demanding cutting jobs.
* 1000 RPM

The SE 5, 6, & 7...


Servis-Rhino's SE family of economical single-spindle rotary mowers are rated for material up to 1" in diameter and are ideal for weed or grass mowing, pasture clipping, and cleaning up overgrown areas around the farm.



Available in widths of 5', 6', and 7', SE mowers are designed for 540 RPM tractors with a standard CAT I three-point or CAT II hitch for the SE7. The flexible three-point hitch design allows the mower to follow the contour of the ground while minimizing the stress placed on the tractor. Standard features include free-swinging updraft blades for a cleaner cut, pan blade carrier that help the unit glide over obstructions, and a streamlined deck provides for easier clean up and enhanced eye appeal. The rear tapered deck design provides for safer and more even distribution of cut material. A Cat 3 driveline is standard on the SE5. The SE6 and SE7 feature a dependable Cat 4 driveline to help withstand the horsepower of larger tractors. Ruggedly built and time-tested gearboxes are at the heart of every SE mower from Servis-Rhino to help provide quality at an economical price.

These Models Are In Stock Now For Immediate Corn Shredding Use!

If It's Snow Removal Or Heavy Duty Excavating, You Need A Rhino Blade From Binkley & Hurst Bros. Now!



A support stand is standard on the 800 Blade to provide safer storage and unit hook-up. The moldboard and replaceable cutting edge form a constant curvature to cut and roll the material being worked more efficiently. Optional equipment includes quick-tach end plates, skid shoes, and CAT II quick coupler bushings

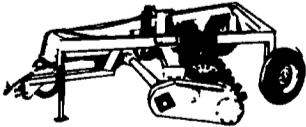
The 800 Blade features mainframe swing, moldboard pivot, and moldboard tilt to fit a wide range of applications. The blade can be offset a maximum of 30" from the center line of the tractor for working outside the tractor tire. The moldboard can be pivoted a full 360 degrees for backfilling or working in hard-to-reach areas

BIG YEAR END REBATES

If Your Fields Are Rocky, You Need To Own A Heavy Duty Rock Rake With Replace Wear Paddles. Note, They Work Well Enough To Prepare Large Landscaping Projects.

ROCK RAKE


The Degelman Rock Rake is designed to windrow small to medium sized rocks and other ground debris for easy picking. Rock-free fields mean less down time, greater profits



Get Rid Of Costly Rocks Now!


ROCK PICKERS

Hi-Lift
The Hi-Lift makes field piling and the removal of rocks by truck simple and effort less




Semi-Hi

A handworking reel type picker ideal for field piling. Picks gravel-size stones to boulders in continuous picking action, then dumps them conveniently and easily



Prong Type



Man handles rocks from 4 to 36 inches, even on the roughest terrain

TIME IS MONEY

and when your equipment is down, it costs you plenty.

That's why Degelman engineered farm implements are a wise investment.

Call 717-626-4705 OR 1-800-IT PAYS U

BINKLEY & HURST BROS. INC.

1-800-IT PAYS U

133 Rothsville Station Rd.
Lititz, PA 17543
(717) 626-4705



Degelman

BINKLEY & HURST BROS. INC.

133 Rothsville Station Rd.
Lititz, PA 17543
(717) 626-4705
1-800-IT-PAYS U

After Hours
Emergency Parts Call:
(717) 626-4888
(717) 626-8188
(717) 626-8788

