

Save A Buck...



Before Buck Season...




AT YOUR FORD NEW HOLLAND DEALER!

✓ Check With Your Dealer For Current Company Programs

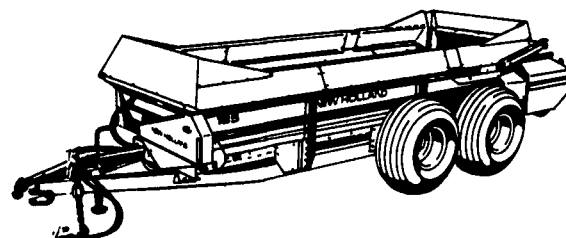
MODEL SKID STEER LOADERS

- L-250 Gas..... 18 Horsepower 600 lb. SAE Operating Load
- L-255 Diesel..... 16 Horsepower 700 lb. SAE Operating Load
- L-454 Gas..... 30 Horsepower 1200 lb. SAE Operating Load
- L-455 Diesel..... 28.5 Horsepower 1200 lb. SAE Operating Load
- L-455 Diesel..... 28.5 Horsepower, Boom Hyd. 1200 lb. SAE Operating Load
- L-553 Diesel..... 38.5 Horsepower 1500 lb. SAE Operating Load
- L-553 Diesel..... 38.5 Horsepower, Boom Hyd. 1500 lb. SAE Operating Load
- L-555 Diesel..... 38.5 Horsepower, Boom Hyd. 1700 lb. SAE Operating Load
- L-781 Diesel..... 50 Horsepower, Boom Hyd. 2050 lb. SAE Operating Load
- L-783 Diesel..... 57 Horsepower 2050 lb. SAE Operating Load
- L-783 Diesel..... 57 Horsepower, Boom Hyd. 2050 lb. SAE Operating Load
- L-785 Diesel..... 57 Horsepower, Boom Hyd. 2050 lb. SAE Operating Load
2 Speed Transmission




MODEL BOX MANURE SPREADERS

- 130 (Single Axle).....140 Cu. Ft. - 128 Bushel.....Single Beater
- 130161 Cu. Ft. - HeapedDouble Beater
- 145180 Cu. Ft. - 177 Bushel.....Single Beater
- 145215 Cu. Ft. - HeapedDouble Beater
- 155216 Cu. Ft. - 217 Bushel.....Single Beater
- 155260 Cu. Ft. - HeapedDouble Beater
- 165256 Cu. Ft. - 236 Bushel.....Single Beater
- 165311 Cu. Ft. - HeapedDouble Beater
- 185 (Tandem Axle).....280 Cu. Ft. - 287 Bushel.....Single Beater
- 185340 Cu. Ft. - HeapedDouble Beater
- 190 (1000 RPM).....317 Cu. Ft. - 369 Bushel.....Single Beater
- 190 (1000 RPM).....440 Cu. Ft. - HeapedDouble Beater
- 195 (1000 RPM).....348 Cu. Ft. - 410 Bushel.....Single Beater
- 195 (1000 RPM).....440 Cu. Ft. - HeapedDouble Beater



MODEL SIDE DELIVERY SPREADERS

- 305 1000 Gal. Capacity
- 305 1230 Gal. Capacity
- 306 1400 Gal. Capacity.....Single Axle
- 306 1400 Gal. Capacity.....Tandem Axle
- 306 1700 Gal. Capacity.....Tandem Axle
- 308 2000 Gal. Capacity.....Tandem Axle
- 308 2400 Gal. Capacity.....Tandem Axle
- 308 2400 Gal.Truck Mount Spreader





MODEL GRINDER MIXERS

- 355 (100 bu.)..... Plain Feed Chute, Hyd. Drive
- 355 (100 bu.)..... Plain Feed Chute, Hyd Drive, Scales
- 355 (100 bu.)..... Loading Auger, Hyd. Drive
- 355 (100 bu.)..... Loading Auger, Hyd. Drive, Scales
- 358 (125 bu.)..... Plain Feed Chute, Hyd. Drive
- 358 (125 bu.)..... Plain Feed Chute, Hyd. Drive, Scales
- 358 (125 bu.)..... Loading Auger, Hyd. Drive
- 358 (125 bu.)..... Loading Auger, Hyd. Drive, Scales
- 358 (125 bu.)..... Power Bale Feeder, Hyd. Drive
- 358 (125 bu.)..... Power Bale Feeder, Hyd. Drive, Scales

MODEL ROUND BALERS

- 630 4'x4' Round Baler
- 640 4'x5' Round Baler-Auto Wrap
- 640 4'x5' Round Baler-Bale Command
- 640 4'x5' Round Baler-Twine & Net-wrap
- 640 4'x5' Round Baler-Silage Special
- 650 4'x6' Round Baler-Auto Wrap
- 650 4'x6' Round Baler-Bale Command
- 650 4'x6' Round Baler-Twine & Net-wrap
- 660 5'x6' Round Baler-Auto Wrap
- 660 5'x6' Round Baler-Bale Command
- 660 5'x6' Round Baler-Twine & Net-wrap



Bring This Check List To Your Nearest Ford New Holland Dealer... Find Out How We Can Make Your Farm Chores Easier!