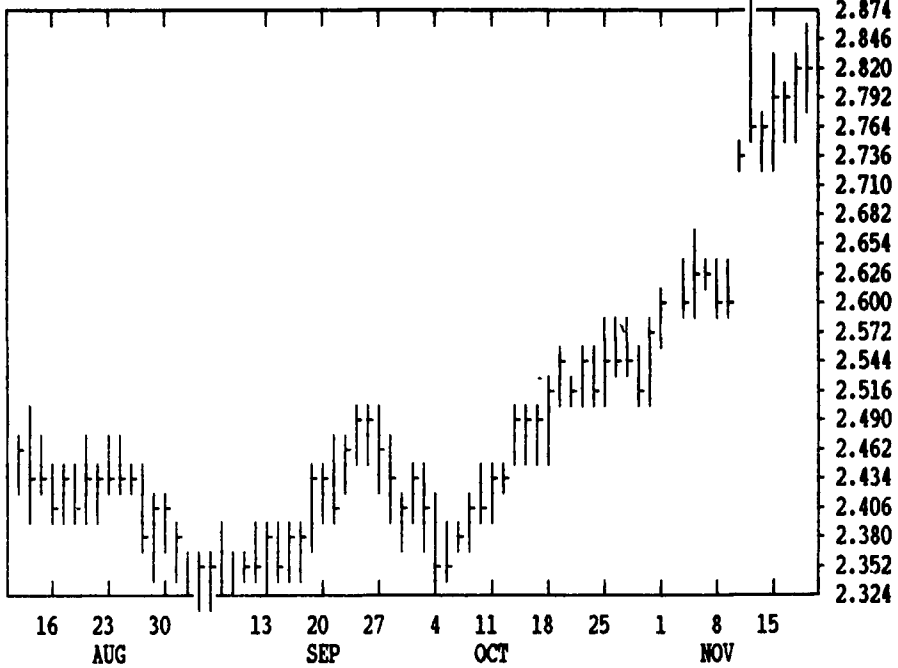


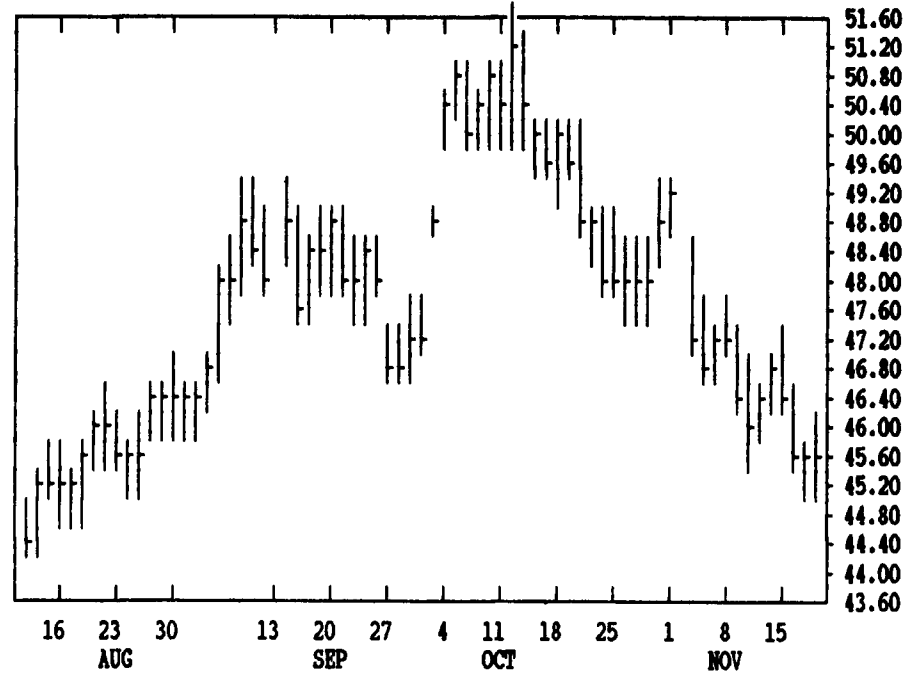
GRAIN, CATTLE AND HOG FUTURES MARKETS

(Closing bids: Thursday, November 18, 1993)

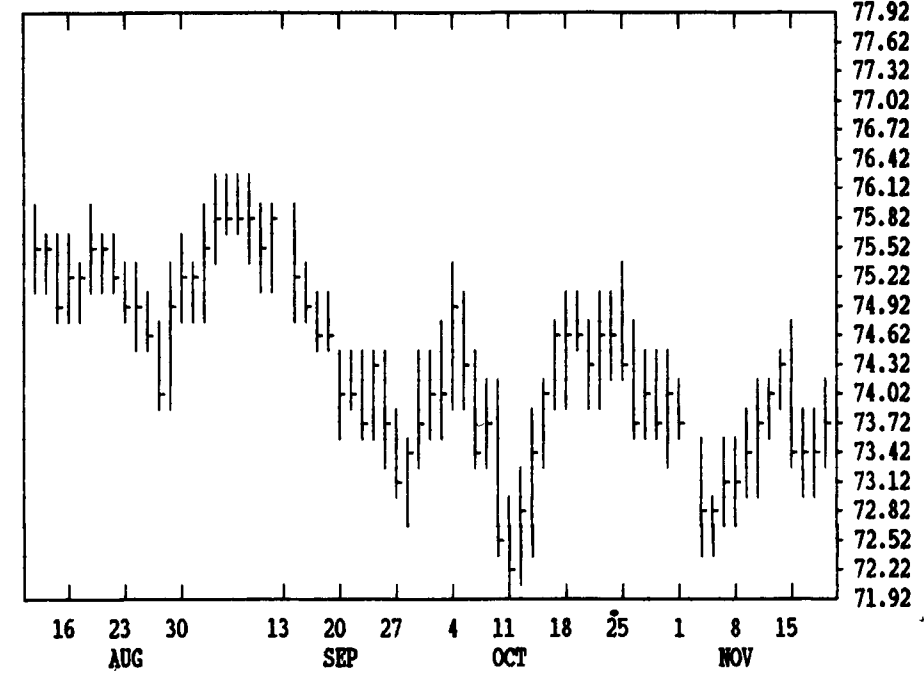
DTH GRAINS 18 DECEMBER CORN CONTRACT HIGH: 2.880 LOW: 2.252



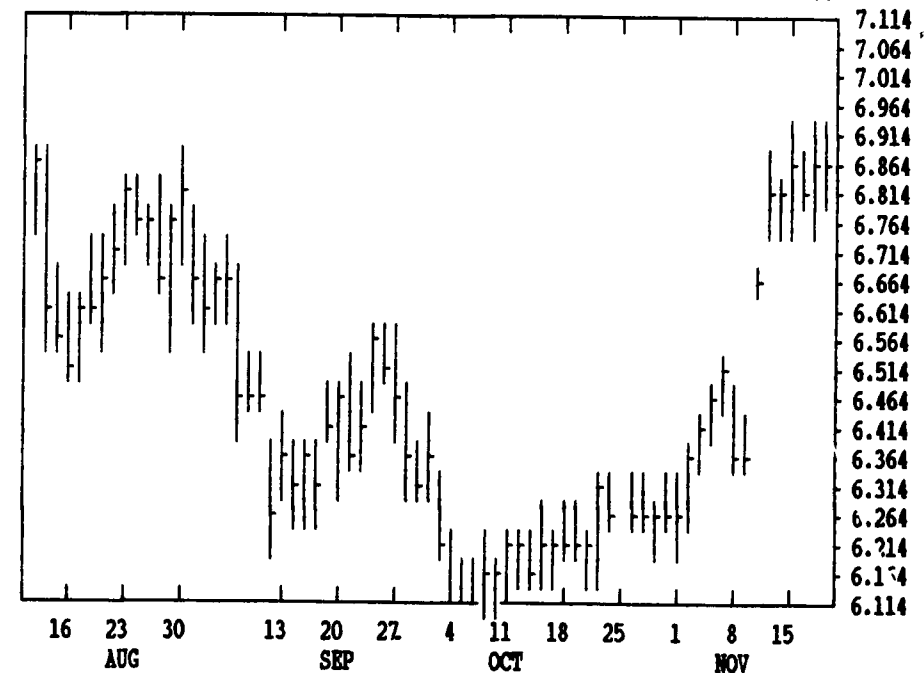
DTH LIVESTOCK 18 DECEMBER HOGS CONTRACT HIGH: 51.50 LOW: 40.07



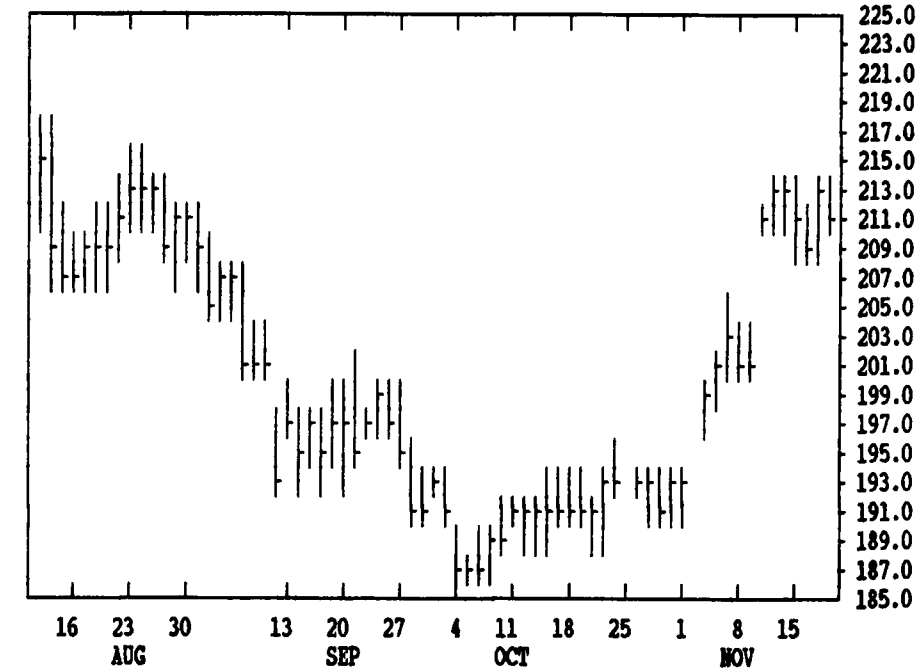
DTH LIVESTOCK 19 DEC LIVE CATTLE CONTRACT HIGH: 76.65 LOW: 68.10



DTH GRAINS 24 JANUARY SOYBEANS CONTRACT HIGH: 7.430 LOW: 5.764



DTH GRAINS 25 DECEMBER SOY MEAL CONTRACT HIGH: 235.6 LOW: 183.4



DTH FUTURES 13 11/12/93				DTH WEEKLY TECHNICAL SUMMARY 11/12/93			
	Past Week's (11/8-11/12)			October's		Current	
	High	Low	Close	High	Low	Support	Resistance
NEARBY WHEAT	351.00	331.75	343.5	340.5	312.5	323.00	358.00
MAR WHEAT	350.00	332.00	343.00	335.5	317.00	329.00	???
NEARBY KCWHT	360.00	340.00	355.00	341.00	317.5	330.50	374.00
MAR KCWHT	349.00	332.00	345.00	333.5	318.00	325.25	?????
NEARBY HGEWT	377.00	354.5	370.75	362.00	319.00	328.75	396.00
NEARBY CORN	288.00	259.75	277.75	258.25	236.25	256.25	302.25
MAR CORN	295.00	267.00	285.25	266.5	244.5	268.00	????
MAY CORN	298.00	271.5	287.75	271.00	250.00	272.25	????
NEARBY OATS	141.00	131.5	133.00	144.00	130.5	127.75	145.75
NEARBY BEANS	680.00	629.5	675.5	627.00	604.00	619.50	699.25
JAN BEANS	687.00	638.00	682.00	634.5	611.5	649.50	700.00
MAR BEANS	692.00	644.25	688.00	641.00	619.00	656.00	702.50
NEARBY MEAL	214.3	200.6	213.2	195.1	187.00	190.60	220.30
NEARBY BWOIL	25.90	23.38	25.77	23.55	22.15	23.15	27.80
NEARBY LIVCT	74.425	72.90	74.325	75.40	70.00	69.25	75.40
FEB LIVCT	74.925	74.125	74.80	75.70	73.425	73.75	75.575
NEARBY FEDCT	85.15	83.75	84.10	86.25	83.60	82.95	87.40
NEARBY LIVHG	47.725	45.85	46.775	50.50	45.90	44.725	52.625
FEB LIVHG	48.825	47.375	48.15	51.25	48.20	47.025	50.20
FEB PKBLS	56.40	53.85	55.80	60.70	54.20	50.10	61.15

CORN				CHICAGO WHEAT				K.C. WHEAT						
	HIGH	LOW	LAST	CHG		HIGH	LOW	LAST	CHG		HIGH	LOW	LAST	CHG
DEC	2850	2812	2826*	-6	DEC	3550	3500	3522*	-16	DEC	3660	3602	3624*	-24
MAR	2910	2874	2890*	-6	MAR	3520	3464	3496*	-14	MAR	3540	3484	3502*	-30
MAY	2920	2892	2906*	-2	MAY	3376	3336	3356*	-12	MAY	3362	3324	3324*	-30
JLY	2906	2882	2900*	0	JLY	3274	3234	3256*	-12	JLY	3230	3200	3200*	-22
SEP	2740	2714	2726*	+6	SEP	3290	3290	3290*	-20	SEP	3244	3224	3230*	-10
DEC	2590	2570	2576*	+12	DEC	3384	3370	3382*	-6	MINN WHEAT				
MAR	2644	2624	2634*	+14	OATS				DEC	3944	3860	3920*	+40	
MAY					DEC	1366	1344	1354*	+2	MAR	3612	3560	3596*	+14
JLY					MAR	1444	1422	1426*	0	MAY	3456	3404	3430*	-10
SOYBEANS				MAY	1474	1456	1464*	+4	JLY	3360	3320	3320*	-30	
JAN					JLY	1502	1484	1484*	-2	SEP	3290	3240	3260*	-20
MAR					SOYBEAN MEAL				SOYBEAN OIL					
MAY					DEC	2135	2105	2117*	-16	DEC	2695	2589	2654*	+37
JLY					JAN	2106	2077	2086*	-18	JAN	2690	2592	2647*	+26
AUG					MAR	2090	2066	2074*	-17	MAR	2676	2598	2645*	+19
SEP					MAY	2077	2055	2061*	-20	MAY	2658	2593	2632*	+14
NOV					JLY	2078	2054	2060*	-19	JLY	2640	2587	2616*	+5
JAN					AUG	2057	2040	2040*	-17	AUG	2605	2560	2575*	-2
MAR					SEP	2023	2010	2011*	-19	SEP	2525	2498	2498*	-13
MAY					OCT	1980	1970	1970*	-17	OCT	2440	2420	2429*	-7

LIVE CATTLE				FEEDER CATTLE				LIVE HOGS						
	HIGH	LOW	LAST	CHG		HIGH	LOW	LAST	CHG		HIGH	LOW	LAST	CHG
DEC	7410	7347	7382*	+37	JAN					DEC	4607	4537	4577*	+22
FEB	7472	7417	7452*	+20	MAR					FEB	4795	4727	4752*	+10
APR	7667	7630	7652*	+20	APR					APR	4795	4737	4775*	+25
JUN	7352	7317	7337*	+15	MAY					JUN	5312	5270	5287*	+2
AUG	7235	7205	7230*	+20	AUG					JLY	5237	5205	5230*	+12
OCT	7250	7230	7245*	+35	SEP					AUG	5125	5090	5120*	+20
DEC	7355	7330	7347*	+32	OCT					OCT	4735	4710	4715*	+5
FEB					NOV					DEC	4830	4800	4812*	+25
SWISS FRANC				EURODOLLAR				PORK BELLIES						
DEC	6684	6623	6640*	-39	DEC	9651	9649	9650*	-1	FEB	5500	5335	5435*	+115
MAR	6650	6610	6625*	-39	MAR	9646	9641	9642*	-4	MAR	5490	5340	5422*	+97
JUN					JUN	9618	9611	9612*	-6	MAY	5555	5415	5470*	+115
BRITISH POUND				SEP	9588	9581	9582*	-8	JLY	5625	5525	5562*	+97	
DEC	14790	14700	14738*	-40	DEC	9546	9541	9541*	-8	AUG	5485	5440	5480*	+70
MAR	14716	14620	14670*	-38	MAR	9537	9531	9532*	-8	FEB				
JUN	14650	14580	14610*	-38	S&P 500 INDEX				GERMAN MARK					
JAPANESE YEN				DEC	46525	46155	46340*	-100	DEC	5863	5814	5826*	-35	
DEC	9385	9315	9319*	-43	MAR	46575	46260	46445*	-105	MAR	5813	5776	5789*	-35
MAR	9403	9342	9348*	-42	JUN	46690	46370	46550*	-105	JUN				
JUN	9410	9383	9383*	-41	SEP	46825	46480	46680*	-110	SEP				