

# Save A Buck...



# Before Buck Season...




## AT YOUR FORD NEW HOLLAND DEALER!

✓ Check With Your Dealer For Current Company Programs

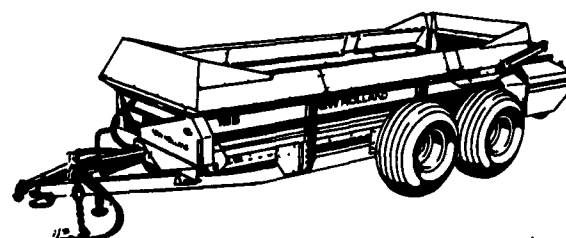
### MODEL SKID STEER LOADERS

- L-250 Gas..... 18 Horsepower ..... 600 lb. SAE Operating Load
  - L-255 Diesel..... 16 Horsepower ..... 700 lb. SAE Operating Load
  - L-454 Gas..... 30 Horsepower ..... 1200 lb. SAE Operating Load
  - L-455 Diesel..... 28.5 Horsepower ..... 1200 lb. SAE Operating Load
  - L-455 Diesel..... 28.5 Horsepower, Boom Hyd. .... 1200 lb. SAE Operating Load
  - L-553 Diesel..... 38.5 Horsepower ..... 1500 lb. SAE Operating Load
  - L-553 Diesel..... 38.5 Horsepower, Boom Hyd. .... 1500 lb. SAE Operating Load
  - L-555 Diesel..... 38.5 Horsepower, Boom Hyd. .... 1700 lb. SAE Operating Load
  - L-781 Diesel..... 50 Horsepower, Boom Hyd. .... 2050 lb. SAE Operating Load
  - L-783 Diesel..... 57 Horsepower ..... 2050 lb. SAE Operating Load
  - L-783 Diesel..... 57 Horsepower, Boom Hyd. .... 2050 lb. SAE Operating Load
  - L-785 Diesel..... 57 Horsepower, Boom Hyd. .... 2050 lb. SAE Operating Load
- 2 Speed Transmission




### MODEL BOX MANURE SPREADERS

- 130 (Single Axle).....140 Cu. Ft. - 128 Bushel.....Single Beater
- 130 .....161 Cu. Ft. - Heaped .....Double Beater
- 145 .....180 Cu. Ft. - 177 Bushel.....Single Beater
- 145 .....215 Cu. Ft. - Heaped .....Double Beater
- 155 .....216 Cu. Ft. - 217 Bushel.....Single Beater
- 155 .....260 Cu. Ft. - Heaped .....Double Beater
- 165 .....256 Cu. Ft. - 236 Bushel.....Single Beater
- 165 .....311 Cu. Ft. - Heaped .....Double Beater
- 185 (Tandem Axle).....280 Cu. Ft. - 287 Bushel.....Single Beater
- 185 .....340 Cu. Ft. - Heaped .....Double Beater
- 190 (1000 RPM).....317 Cu. Ft. - 369 Bushel.....Single Beater
- 190 (1000 RPM).....440 Cu. Ft. - Heaped .....Double Beater
- 195 (1000 RPM).....348 Cu. Ft. - 410 Bushel.....Single Beater
- 195 (1000 RPM).....440 Cu. Ft. - Heaped .....Double Beater



### MODEL SIDE DELIVERY SPREADERS

- 305 ..... 1000 Gal. Capacity
- 305 ..... 1230 Gal. Capacity
- 306 ..... 1400 Gal. Capacity.....Single Axle
- 306 ..... 1400 Gal. Capacity.....Tandem Axle
- 306 ..... 1700 Gal. Capacity.....Tandem Axle
- 308 ..... 2000 Gal. Capacity.....Tandem Axle
- 308 ..... 2400 Gal. Capacity.....Tandem Axle
- 308 ..... 2400 Gal. ....Truck Mount Spreader







### MODEL GRINDER MIXERS

- 355 (100 bu.)..... Plain Feed Chute, Hyd. Drive
- 355 (100 bu.)..... Plain Feed Chute, Hyd Drive, Scales
- 355 (100 bu.)..... Loading Auger, Hyd. Drive
- 355 (100 bu.)..... Loading Auger, Hyd. Drive, Scales
- 358 (125 bu.)..... Plain Feed Chute, Hyd. Drive
- 358 (125 bu.)..... Plain Feed Chute, Hyd. Drive, Scales
- 358 (125 bu.)..... Loading Auger, Hyd. Drive
- 358 (125 bu.)..... Loading Auger, Hyd. Drive, Scales
- 358 (125 bu.)..... Power Bale Feeder, Hyd. Drive
- 358 (125 bu.)..... Power Bale Feeder, Hyd. Drive, Scales

### MODEL ROUND BALERS

- 630 ..... 4'x4' Round Baler
- 640 ..... 4'x5' Round Baler-Auto Wrap
- 640 ..... 4'x5' Round Baler-Bale Command
- 640 ..... 4'x5' Round Baler-Twine & Net-wrap
- 640 ..... 4'x5' Round Baler-Silage Special
- 650 ..... 4'x6' Round Baler-Auto Wrap
- 650 ..... 4'x6' Round Baler-Bale Command
- 650 ..... 4'x6' Round Baler-Twine & Net-wrap
- 660 ..... 5'x6' Round Baler-Auto Wrap
- 660 ..... 5'x6' Round Baler-Bale Command
- 660 ..... 5'x6' Round Baler-Twine & Net-wrap





**Bring This Check List To Your Nearest Ford New Holland Dealer...  
Find Out How We Can Make Your Farm Chores Easier!**