

Champion Fleece Belongs To Sheepberry Farms

HALIFAX (Dauphin Co.) — After years of raising sheep and exhibiting wool at fairs, John and Lynn Zerphey, Halifax, finally achieved the pinnacle, when one of the white fleeces grown from their sheep received the Grand Champion Fleece Award at the 1993 York Interstate Fair.

John and Lynn Zerphey own and operate Sheepberry Farms, an 84-acre farm in the Dauphin County area. The farm is home to 100+ sheep of a variety of breeds as White and Natural Border Leicester, Suffolk, Rambouillet, and commercial crosses, eight llamas, a border collie dog for herding, and several cats.

The winning fleece was grown by a 4-year-old Lincoln/Border

Leicester cross ewe, with beautiful shiny luster. It measures 5" which represents one year's wool growth. The Zerpheys entered 13 fleeces into various wool categories of competition and received awards on each fleece. A fleece entered into Fine Wool Class received Reserve Champion White fleece, and a natural color fleece received a 1st Place Award plus Champion Natural Color Fleece. The sheep that produced that winning wool is a natural brown color Border Leicester ewe, the Zerpheys named, Miss Ewe-S-A!

The balance of the awards ranged three first place ribbons, two second place, two third place,

and three fourth place awards.

Zerphey said, "We felt our wool crop was especially good this year, but we were really surprised and very happy."

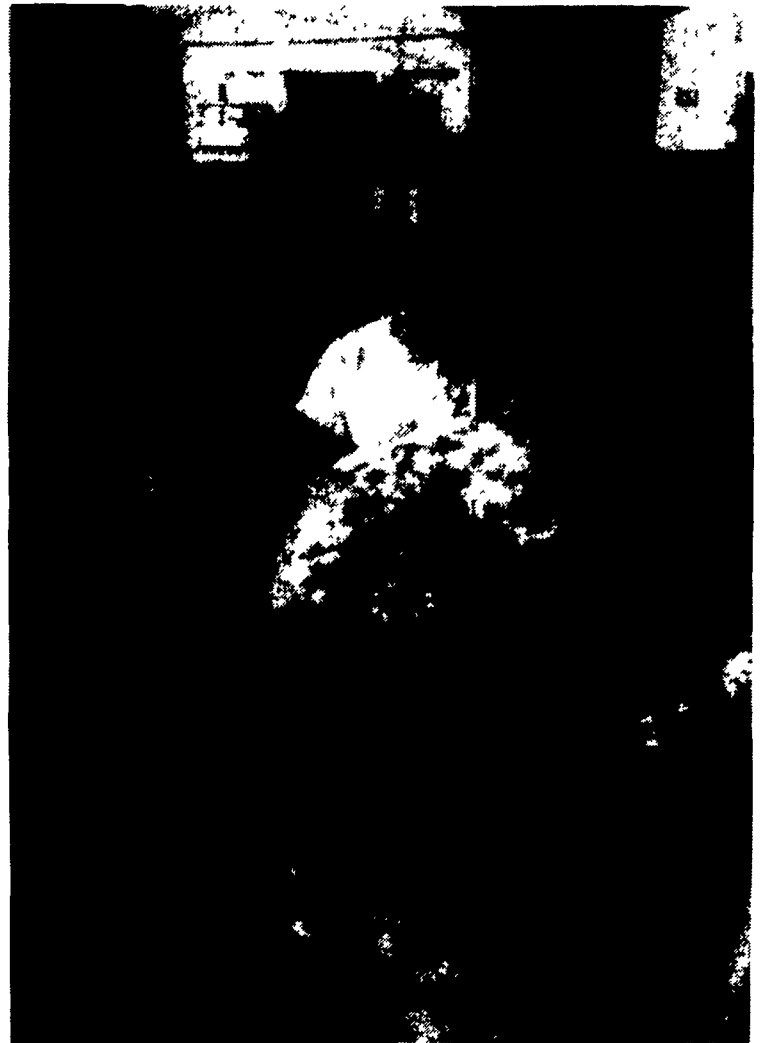
The Zerpheys take extra steps in their farming practices and animal management practices to maintain a healthy sheep and to grow quality wool. Barn isles and bedding is kept clean daily, and the sheep are maintained in good nutritional state, with regular veterinary care.

Lynn Zerphey had trained in wool grading and classification through a National Sheep and Wool Growers Educational Seminar and currently holds a level I Wool Grading Certificate.

The Zerpheys are also active in the fiber arts field, John weaves and Lynn hand spins yarn from their own sheep and llamas.

The Zerpheys will be showing these and others wool fleeces at the Farm Show in January where they hope to repeat their success.

When not working about the farm, John and Lynn work at Y/Z Printing Company, Elizabethtown, which John co-owns with his nephew.



John Zerphey shows off the champion fleeces recently shown at the York Fair.

Calcium

Calcium may protect against kidney stones

High calcium diets may actually protect against kidney stones, according to a study of over 45,000 men recently published in the New England Journal of Medicine. Middle-aged men who consume more than their Recom-

mended Dietary Allowance of 800 milligrams for calcium have a lower risk of kidney stones than men with lower calcium intakes. Dairy products provide the calcium that protects against kidney stones; calcium supplements did not protect against this condition. The researchers recommend a re-examination of restricting calcium in the diets of people with kidney stones.

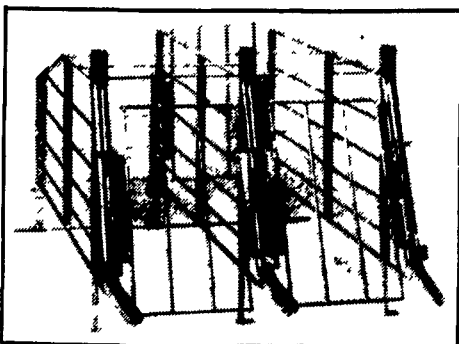

TRI-COUNTY

HOG EQUIPMENT

\$ VALUE LEADER \$

PIG SAVER "DUTCH CRATE"

Developed through testing in our research farms the goal was to develop a crate that nearly eliminates crushing, due to lay one, unmatched durability and be easy to work around. All this has been achieved by a unique gravity fill-prall that forces sows to lie down slowly and using stainless steel for rear doors and legs, proven horizontal and solid steel rod construction. All this at a reasonable cost. Crate also can be installed on an angle.




CONFINEMENT STALL

Developed recently in our R&D farm. Our goals were convenience, safety and durability. The low back and flat top rails are easy to reach over with no sharp edges. Stainless steel rear legs and front feet along with solid steel horizontal rods through punched uprights provide the strongest, most durable stall ever produced by Tri-County (21"-24" O.C. x 86")

NURSERY PENNING

Nursery penning has been improved by the use of an optional solid stainless steel panel on the front gates which keeps walkways clean. Stainless steel verticals on penning eliminates corrosion where penning attaches to the floor. Stainless steel drinker pipes & mounting brackets also increase durability.



FINISHING PENNING

Optional stainless steel verticals and fasteners offer improved durability over other similar types of penning. Loop and flapper latch arrangement eliminates the use of drop pins. Stainless steel fence line feeders provide excellent durability and a minimum of waste.

NEW!

JET

EQUIPMENT & TOOLS

IMPROVED!

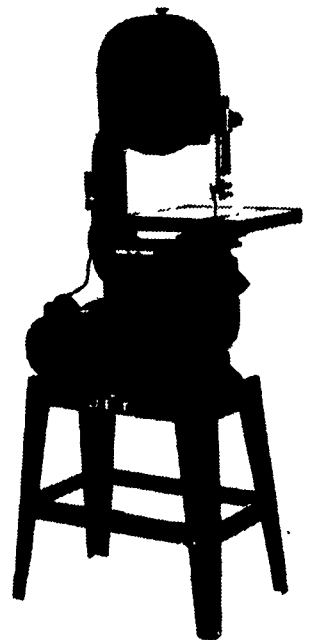
Woodworking Bandsaws



- Wide selection includes an open stand single speed model, a closed stand single speed model and a closed stand three speed model.
- The open stand model features a widestance 16 gauge steel stand. Both closed stand models feature a rigid one piece welded stand which requires no assembly.
- The open stand model comes with a 3/4 HP, 1 Phase motor. The closed stand models feature a 1 HP, 1 Phase motor. All motors are totally enclosed and fan cooled for long life.
- All three models are completely prewired and feature a unique quick connect motor to switch plug for easy set-up.

All models feature...

- Upper blade guide micro-adjustments for quick, accurate set-up.
- "V"-groove blade guide bar for consistent and positive alignment.
- Graphite impregnated polymer "JET Blocks"® in the blade guides for quicker set-up and a cooler running blade.
- Extra large 15"x15" cast iron work table which is offset to provide more work area in front of the blade.



	WBS-140S	WBS-14CS	WBS-14MW
Featured price	\$464.00	\$544.00	\$599.00
Less JET consumer rebate	-25.00	-25.00	-35.00
Final price to consumer	\$439.00	\$519.00	\$564.00

SPECIFICATIONS:	WBS-140S	WBS-14CS	WBS-14MW	Table Height from Floor	44"	43-1/2"	43-1/2"
Stock Number	708113	708115K	708116K	Dust Chute Diameter	2" O.D.	2" O.D.	2" O.D.
Cutting Capacity (Height)	6"	6"	6"	Overall Dimensions	68"Hx34"W	68"Hx26"W	68"Hx26"W
Cutting Capacity (Width)	13-1/2"	13-1/2"	13-1/2"		29"D	29"D	29"D
Minimum Saw Blade Width	1/8"	1/8"	1/8"	Motor	3/4 HP, 1 Ph	1 HP, 1 Ph	1 HP, 1 Ph
Maximum Saw Blade Width	3/4"	3/4"	3/4"		115/230V	115/230V	115/230V
Saw Blade Length	93-1/2"	93-1/2"	93-1/2"		Prewired 115V	Prewired 115V	Prewired 115V
Table Size	15"Wx15"D	15"Wx15"D	15"Wx15"D	Blade Speed (SFFM)	3,000	3,000	735 1470 2350
Table Tilt Right and Left	45° Rx10°L	45° Rx10°L	45° Rx10°L	Net Weight (approx.)	172 lbs.	185 lbs.	194 lbs.
Stand Type	Open	Closed	Closed	Shipping Weight (approx.)	183 lbs.	197 lbs.	206 lbs.

OPTIONAL ACCESSORIES

- SSP-14 3 Speed Kit for WBS-14CS only. Allows blade speeds of 735 - 1470 - 2350 SFFM for cutting non ferrous type metals and other special applications. Includes 4 step motor pulley, intermediate pulley assembly, V belts, hardware and mounting instructions. Stock No 708114, 9 lbs
- JRF-14 Rip Fence Assembly for all models. Includes guide bars, rip fence assembly, hardware and mounting instructions. Stock No 708718, 9 lbs
- JRB-14 Riser Block Kit for all models. Includes 6" cast block, long frame bolt, front and back blade guards and mounting instructions. Stock No 708717, 13 lbs
- JMG-14 Mitre Gauge Assembly for all models. Includes guide bar, pivoting support body and adjustable stops. Stock No 708716, 2 lbs
- JBB-14 Replacement "JET Blocks"® for all models. Includes upper and lower graphite impregnated polymer blade blocks. Stock No 708719, 1/2 lbs

Blue Ball Machine Co., Inc.

1116 Division Highway, Blue Ball, PA 17506 (717) 354-4478
Store Hours: Mon.- Thurs 7:30 - 5:00 Sat. 8:00-12:00 Fri. 7:30 - 9:00

TRI-COUNTY

CONFINEMENT SYSTEMS, INC.

717-271-3188

MADE IN THE U.S.A.

MADE IN THE U.S.A.

MADE IN THE U.S.A.