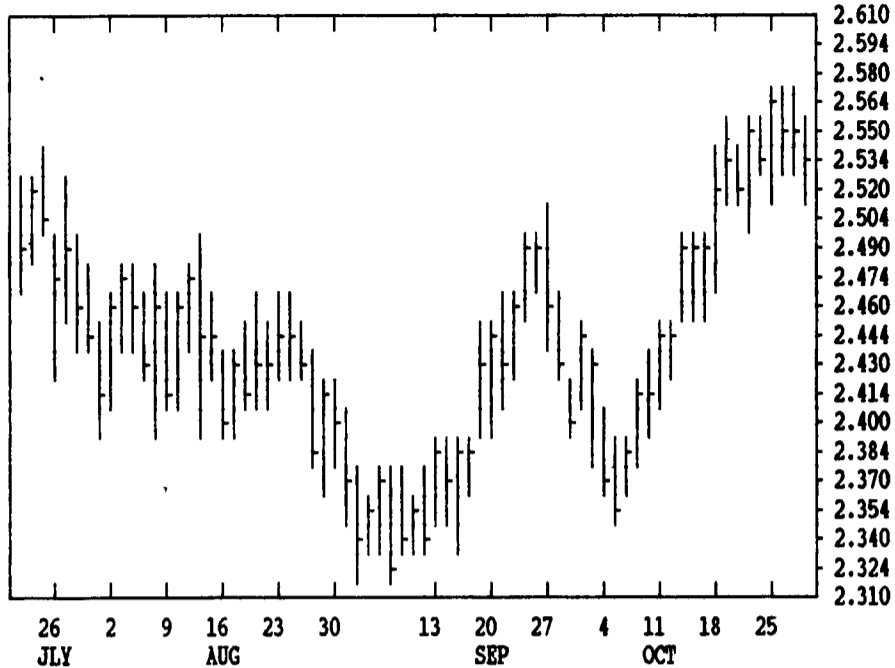


GRAIN, CATTLE AND HOG FUTURES MARKETS

(Closing bids: Thursday, October 28, 1993)

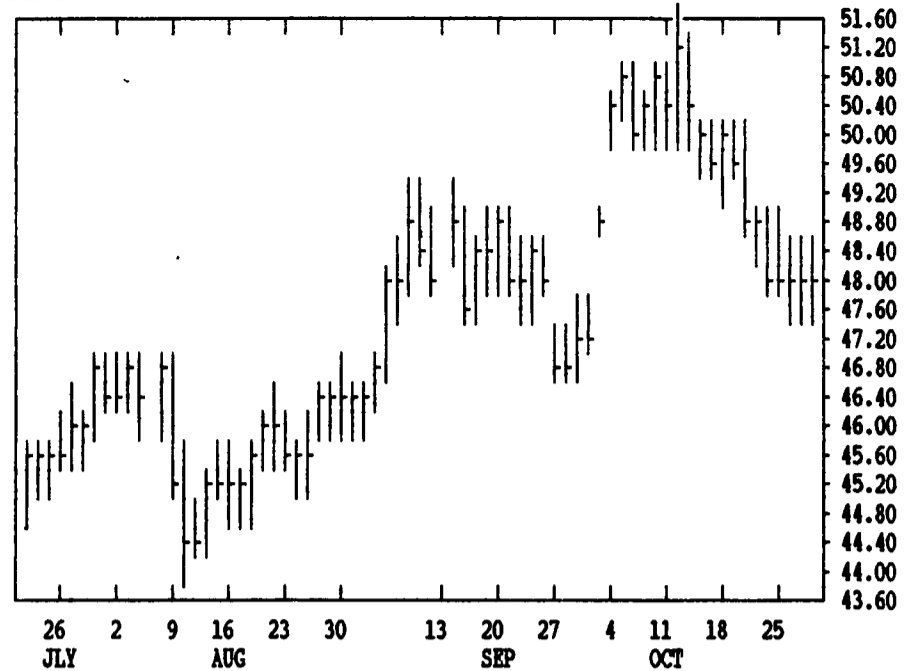
DTN GRAINS 18 DECEMBER CORN

CONTRACT HIGH: 2.684 LOW: 2.252



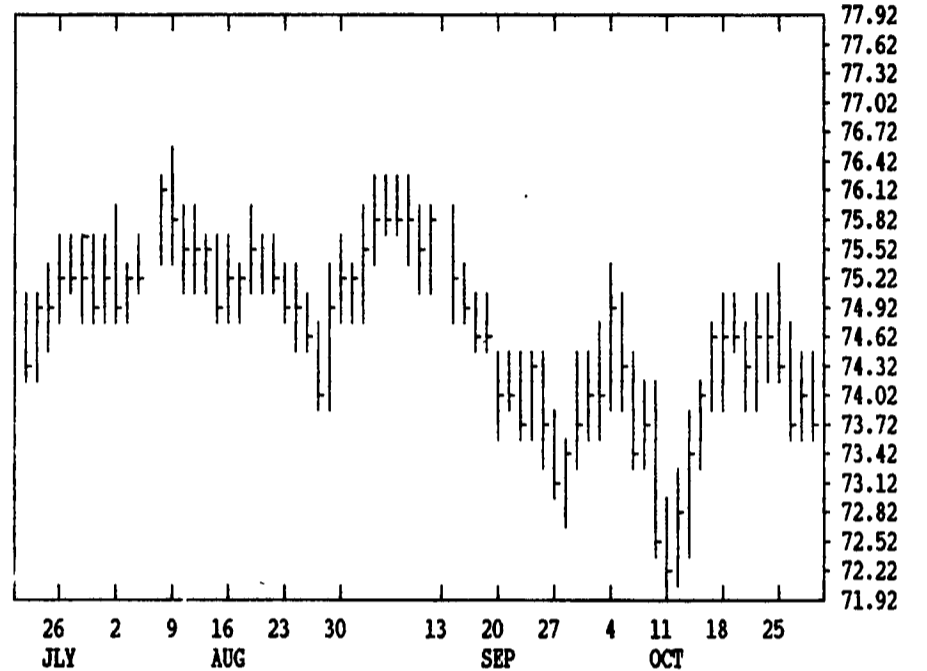
DTN LIVESTOCK 18 DECEMBER HOGS

CONTRACT HIGH: 51.50 LOW: 40.07



DTN LIVESTOCK 19 DEC LIVE CATTLE

CONTRACT HIGH: 76.65 LOW: 68.10

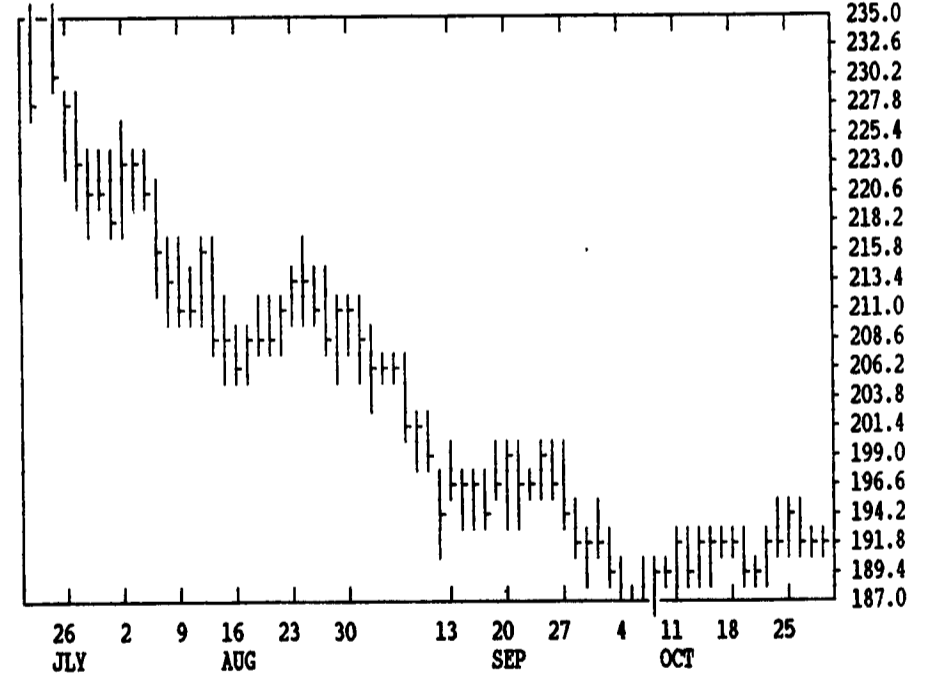


DTN FUTURES	13 10/22/93			DTN WEEKLY TECHNICAL SUMMARY				10/22/93	
	High	Low	Close	High	Low	Support	Resistance		
NEARBY WHEAT	340.5	323.75	335.5	321.25	293.00	300.50	347.75		
MAR WHEAT	335.5	325.00	332.25	325.00	308.25	322.00	337.00		
NEARBY KCWHT	339.00	328.75	337.25	325.5	312.50	312.75	342.00		
MAR KCWHT	333.5	325.25	330.75	325.5	310.25	325.00	338.00		
NEARBY MGEWT	362.00	341.5	356.75	370.00	322.00	319.00	366.00		
NEARBY CORN	256.00	248.25	253.5	250.5	225.25	232.50	259.00-264.25		
MAR CORN	264.25	256.25	261.5	257.25	242.00	255.75	266.50		
MAY CORN	268.75	260.75	265.25	261.25	247.5	257.75	270.50		
NEARBY OATS	142.00	138.5	138.75	147.5	131.25	132.75	146.75		
NEARBY BEANS	626.00	611.5	621.5	663.00	620.00	604.00	660.00		
JAN BEANS	634.00	619.25	629.5	658.75	621.5	618.00	632.00-665.00		
MAR BEANS	641.00	626.25	636.75	665.00	627.00	624.50	641.00-669.00		
NEARBY MEAL	194.60	189.10	193.10	209.80	190.90	187.00	213.00		
NEARBY BWOIL	23.23	22.52	23.03	24.50	22.62	21.20	24.25		
NEARBY LIVCT	74.50	72.75	74.25	76.65	72.40	70.00	76.25		
DEC LIVCT	75.00	74.075	74.775	76.25	73.025	73.625	75.95		
NEARBY FEDCT	85.525	84.80	85.50	87.75	85.925	83.60	85.85-89.45		
NEARBY LIVHG	48.575	45.90	45.95	50.15	46.70	44.90-45.90	52.50		
DEC LIVHG	50.25	47.90	48.275	49.40	46.70	47.275	52.50		
FEB PKBLS	59.075	56.40	57.975	53.25	48.25	53.875	60.20		

CORN				CHICAGO WHEAT				K.C. WHEAT				
DEC	HIGH	LOW	LAST CHG	DEC	HIGH	LOW	LAST CHG	DEC	HIGH	LOW	LAST CHG	
DEC	2552	2530	2532* -14	DEC	3304	3260	3264* +44	DEC	3334	3274	3276* -60	
MAR	2636	2612	2614* -16	MAR	3280	3224	3234* -46	MAR	3260	3200	3202* -50	
MAY	2680	2654	2656* -14	MAY	3170	3104	3124* -44	MAY	3150	3100	3100* -44	
JULY	2692	2666	2670* -14	JULY	3112	3070	3074* -32	JULY	3060	3020	3020* -34	
SEP	2602	2584	2584* -14	SEP	3142	3106	3110* -30	SEP	3064	3040	3044* -30	
DEC	2526	2504	2504* -22	DEC	3224	3184	3194* -34	MINN WHEAT				
MAR	2586	2574	2574* -20	OATS				DEC	3480	3430	3432* -42	
MAY					DEC	1330	1310	1312* -24	MAR	3320	3274	3274* -44
JULY					MAR	1376	1356	1356* -24	MAY	3230	3176	3176* -42
SOYBEANS				MAY	1404	1384	1384* -24	JULY	3170	3130	3130* -40	
NOV	6212	6154	6174* -32	JULY	1414	1402	1402* -16	SEP	3140	3120	3120* -30	
JAN	6294	6240	6270* -22	SOYBEAN MEAL				SOYBEAN OIL				
MAR	6364	6314	6326* -30	DEC	1928	1914	1919* -9	DEC	2334	2315	2316* -13	
MAY	6402	6360	6374* -24	JAN	1929	1914	1917* -12	JAN	2342	2327	2327* -11	
JULY	6442	6392	6406* -26	MAR	1940	1925	1928* -11	MAR	2355	2338	2341* -10	
AUG	6430	6394	6410* -30	MAY	1947	1930	1931* -16	MAY	2359	2343	2345* -8	
SEP	6344	6310	6320* -10	JULY	1957	1945	1946* -14	JULY	2359	2344	2346* -4	
NOV	6264	6234	6250* 2	AUG	1958	1948	1948* -13	AUG	2330	2325	2328* -9	
JAN	6330	6320	6322* +2	SEP	1958	1947	1948* -12	SEP	2317	2310	2310* 0	
MAR					OCT	1953*	-9	OCT	2280	2280	2280* +5	

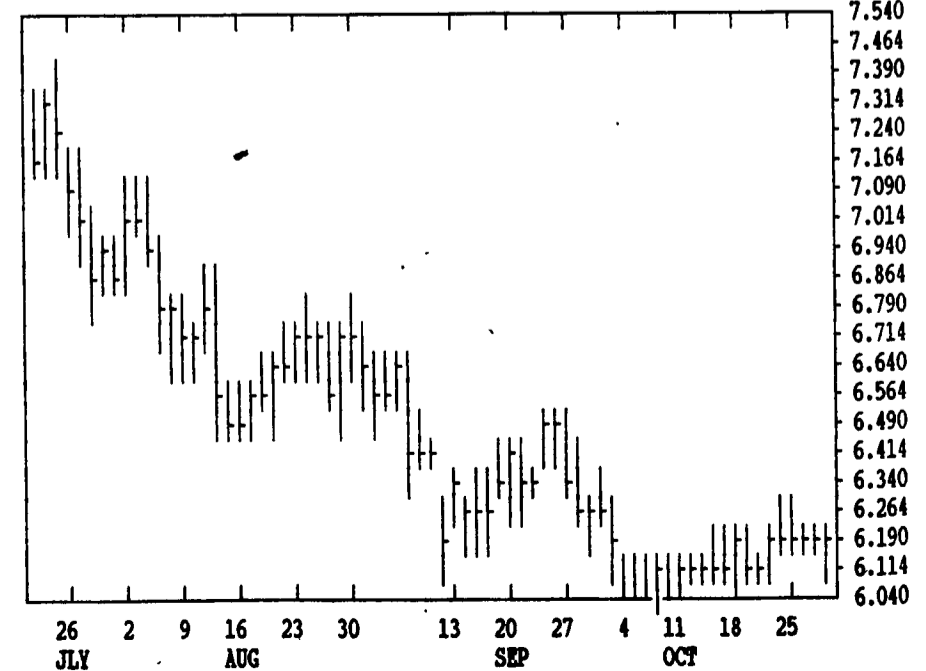
DTN GRAINS 25 DECEMBER SOY MEAL

CONTRACT HIGH: 235.6 LOW: 183.4



DTN 23 NOVEMBER SOYBEANS

CONTRACT HIGH: 7.574 LOW: 5.554



LIVE CATTLE				
DEC	HIGH	LOW	LAST	CHG
DEC	7447	7375	7380*	-30
FEB	7517	7455	7465*	-12
APR	7647	7605	7617*	-7
JUN	7340	7305	7307*	-5
AUG	7190	7155	7155*	0
OCT	7230	7200	7200*	-7
DEC			7295*	-5
FEB				

LIVE HOGS				
DEC	HIGH	LOW	LAST	CHG
DEC	4847	4785	4815*	+5
FEB	4922	4865	4902*	+22
APR	4747	4700	4737*	+15
JUN	5170	5132	5162*	+17
JULY	5095	5050	5075*	+20
AUG	4945	4920	4935*	+5
OCT	4540	4535	4535*	0

SWISS FRANC		EURODOLLAR		PORK BELLIES	
DEC	6785 6672 6754* +15	DEC	9648 9644 9648* 0	FEB	5875 5740 5870* +105
MAR	6770 6655 6740* +15	MAR	9648 9641 9647* 0	MAR	5860 5740 5855* +95
JUN	6733* +14	JUN	9627 9618 9626* +1	MAY	5880 5825 5840* +60
BRITISH POUND		SEP	9605 9595 9603* 0	JULY	6000 5875 5997* +102
DEC	14948 14680 14828* +72	DEC	9567 9557 9565* 0	AUG	5810 5810* 0
MAR	14870 14620 14760* +72	MAR	9557 9549 9557* 0	FEB	
JUN	14780 14560 14700* +72	S&P 500 INDEX		GERMAN MARK	
DEC	9310 9190 9262* +51	DEC	46970 46480 46805* +235	DEC	5973 5885 5948* +23
MAR	9315 9228 9292* +52	MAR	47065 46600 46905* +240	MAR	5930 5854 5909* +23
JUN	9270 9323* +53	JUN	47140 46700 46985* +235	JUN	5880* +23
		SEP	47240 46800 47090* +240	SEP	5875 5800 5858* +23