



CONVEYOR CHAIN

For Every Make & Model

Manure Spreaders

Feed Wagons

Forage Boxes



| Make | Model | T-Bar Price | Pointe Price |
|--------|---------|-------------|--------------|
| Budger | 180 | 354.18 | 301.50 |
| Gehl | 350 | 308.00 | 322.84 |
| H&B | 180 | 377.48 | 341.14 |
| HI | 530 | 310.38 | 278.94 |
| JD | 45 | 328.90 | 298.79 |
| Kantam | 250 | 480.48 | 413.81 |
| Manney | 206 | 434.36 | 377.83 |
| NH | 518-518 | 382.46 | 357.70 |
| NH | 678 | 518.23 | 476.32 |
| NH | 782-781 | 549.08 | 540.00 |
| W | 218-244 | 483.01 | 438.00 |
| Patz | 181 | 381.78 | 348.38 |

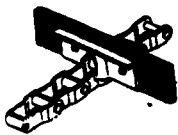
| Make | Model | Main Conv. Price | X-Conv. Price |
|------------|-----------|------------------|---------------|
| Artway | 708,800 | 1870.01 | |
| Artway | 720,850 | 1898.01 | |
| Butler | 180 | | 294.51 |
| Butler | 330 | | 297.51 |
| Gehl | 180 | 338.01 | |
| Gehl | 7100-7800 | | 187.51 |
| Henke | KwikMix | | 148.51 |
| Schuler | 170 | 400.01 | |
| Schuler | 280 | 750.01 | |
| Schwarz | 7808 | | 208.01 |
| Weaverline | 430 | 88.51 | |
| Whe | 45 | 74.01 | |

| Make | Model | Main Conv. Price | X-Conv. Price |
|--------|---------|------------------|---------------|
| Budger | 450-14 | 238.98 | 20.75 |
| Dien | | 252.98 | |
| Gehl | 610-640 | 225.77 | |
| Gehl | 700-800 | 228.18 | 101.67 |
| HI | 105-110 | 221.22 | |
| HI | 130 | 233.91 | |
| JD | 110 | 209.58 | 111.01 |
| JD | 214 | 220.84 | 120.21 |
| JD | 714 | 223.33 | 134.28 |
| Kantam | PE18 | 254.74 | |
| Lamco | Rox | 225.03 | 91.44 |
| NH | 6 | 227.12 | 89.55 |
| Papac | 140 | 224.00 | |

SINGLE CONVEYOR CHAIN

With Rubber Paddle 10% "

SPROCKETS



BEARING UNITS

687H For Butler, Jameaway, Clay, Etc. **\$6.28** Per Ft.

STANDARD ROLLER CHAIN

RIVETED

| Chain No. | Chain Pitch | Single Strand | Double Strand | Triple Strand |
|-----------|-------------|---------------|---------------|---------------|
| 25 | 1/2" | 1.40 | — | — |
| 35 | 3/8" | 1.07 | 2.22 | — |
| 40 | 1/2" | 1.10 | 2.38 | 5.49 |
| 41 | 1/2" | .81 | — | — |
| 60 | 3/4" | 1.23 | 3.33 | 7.78 |
| 80 | 1" | 1.80 | 4.92 | 16.40 |
| 100 | 1 1/4" | 3.20 | 8.06 | 17.88 |
| 120 | 1 1/2" | 4.40 | 10.78 | 26.18 |
| 140 | 1 3/4" | 6.20 | 16.08 | 37.74 |
| 160 | 2" | 8.80 | 22.88 | 52.44 |
| 180 | 2 1/4" | 12.50 | 33.50 | 78.10 |
| 200 | 2 3/4" | 18.50 | 49.50 | 114.00 |
| 240 | 3" | 28.00 | 74.00 | — |

NEW ANSI



COTTERED

| Chain No. | Chain Pitch | Single Strand | Double Strand | Triple Strand |
|-----------|-------------|---------------|---------------|---------------|
| 60 | 3/4" | 4.08 | 8.56 | 19.12 |
| 80 | 1" | 8.48 | 12.42 | 23.88 |
| 100 | 1 1/4" | 8.82 | 19.22 | 32.72 |
| 120 | 1 1/2" | 10.50 | 22.07 | — |
| 140 | 1 3/4" | 13.24 | 29.10 | 59.96 |
| 180 | 2" | 18.98 | 33.57 | 70.08 |
| 200 | 2 1/4" | 42.96 | 80.54 | 140.38 |



| Dia. | Blocks | Flange | Flange | Units |
|-------|--------|--------|--------|-------|
| K | 18.75 | 18.75 | 18.75 | 19.12 |
| 18/18 | 11.84 | 11.84 | 11.84 | 21.62 |
| 1 | 11.84 | 11.84 | 11.84 | 22.34 |
| 1 1/4 | 18.38 | 18.38 | 18.38 | 25.42 |
| 1 1/2 | 18.38 | 18.38 | 18.38 | 26.88 |
| 1 3/4 | 18.38 | 18.38 | 18.38 | 29.82 |
| 1 1/2 | 21.28 | 21.28 | 21.28 | 32.80 |
| 1 3/4 | 21.28 | 21.28 | 21.28 | 35.72 |
| 2 | 28.00 | 28.00 | 28.00 | 64.14 |

PRATT INDUSTRIES


CALL FREE 800-342-3522 - 800-392-3377

ALL MAKE'S, MODELS, NUMBERS, SYMBOLS, DESCRIPTIONS AND PRICES ARE USED FOR REFERENCE PURPOSES ONLY AND IT IS NOT IMPLIED THAT ANY PART LISTED IS THEIR PRODUCT

FARM EQUIPMENT



Case DH4 Diesel Backhoe Trencher



JD 350C Rebuilt Motor, new tracks, good UC \$13,000



'81 Case 1150C, rebuilt motor, rebuilt U/C, 6 way blade, excellent \$21,000



Mitsubishi 90 Excavator Good Condition \$18,500

- Case 450 Crawler Loader, new paint, rebuilt motor..... \$7,200
- '84 JD 455D Crawler Loader, new tracks, new paint, excel. machine.....\$18,000
- Case DH4 Diesel Trencher, w/Backhoe.....\$7,500
- Cat 941B Crawler loader rebuilt motor, excel.\$14,000
- Cat 955H crawler loader, new pins, bushings & sprockets, real strong machine\$9,000
- Dresser TD7E, 6-way\$13,000
- Ford 3550 Loader Backhoe \$5,000
- IH 500C Crawler Loader, 4N1 Bucket\$6,500
- JD 300 gas loader backhoe\$6,200
- JD 310A, TLB\$10,500
- (2) JD 350 crawler loaders.....\$8,200/Choice
- JD 450 Crawler Loader, Rebuilt Motor, New Pins & Bushings.....\$8,600
- JD 450C Crawler Loader, Rebuilt Motor, New Pins & Bushings.....\$13,500
- Komatsu D65S Crawler Loader.....\$10,500

J & F Equipment

(717) 859-3283
No Reasonable Offer Refused
Custom Repairs On All Makes Industrial & Farm Equipment

Eckroth Bros. Farm Equipment

And
Bangor Implement
Field Day
You're Invited Refreshments

Rescheduled

When: Tuesday

Oct. 26, 1993

10 AM - 4 PM

Where: Willard Setzer Farm
Gradwohl Switch Rd.
Easton, Pa.

(4/10 Mile North of Newburg Rd)

Call For Details

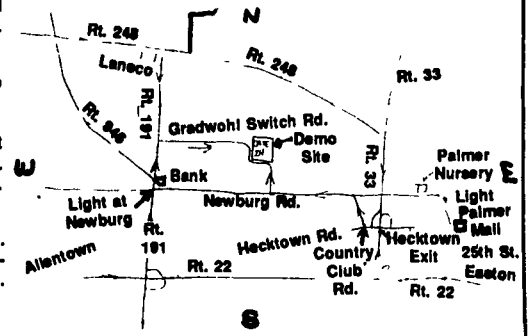
** DIRECTIONS **

FROM NEW JERSEY: Rt. 22 West to Rt. 33 North to 1st exit (Hecktown), at Exit Stop Sign Make A Right Turn and Go 2/10 Mile To Country Club Road. Make A Right Turn and Travel 6/10 Mile to Stop At Newburg Road. Turn Left on Newburg Road and Travel 8/10 Mile to Gradwohl Switch Road. Turn Right and Travel 4/10 Mile to Demo Site. Watch for Signs.

FROM NORTHEAST PA: From Rt. 80 Take Rt. 33 South to Hecktown Exit and Follow Above Directions.

FROM POINTS WEST: Rt. 22 East to Rt. 191 North. At Exit Travel Rt. 191 North for 2 1/4 Miles to Gradwohl Switch Road. Turn Right and Travel 6/10 Mile to demo Site, Watch For Signs.

FROM NORTHWEST: Rt. 248 To Nazareth. At Junction of Rt. 248 and Rt. 191 Take Rt. 191 South for 1 and 7/10 Mile to Gradwohl Switch Road. Make A Left Turn On Gradwohl Switch Rd. and Travel 6/10 Mile to Demo Site.



SEE - FEEL - DRIVE

The New 1666 AXIAL FLOW COMBINE w/6 Row Cornhead

- 7110 Magnum w/3900 Case IH Disc Harrow
- 5250 Maxxum w/7500 Case IH Vari Width Plow
- Hardi TR 500 Sprayer
- 5220 Maxxum w/Loftness 12' Flail Shredder
- 5250 Maxxum w/20' Unverferth Perfecta Harrow
- 1845 Case Uniloader

Bangor Implement

6 Flicksville Rd., Bangor, PA 18013
215-588-5922 or 215-588-5924

And

Eckroth Bros. Farm Equipment

RD 2, Box 24A, New Ringgold, PA 17960
717-943-2131