GRAIN, CATTLE AND HOG FUTURES MARKETS

(Closing bids: Thursday, October 21, 1993)

DTN GRAINS 18 DECEMBER CORN CONTRACT HIGH: 2.684 LOW: 2.252

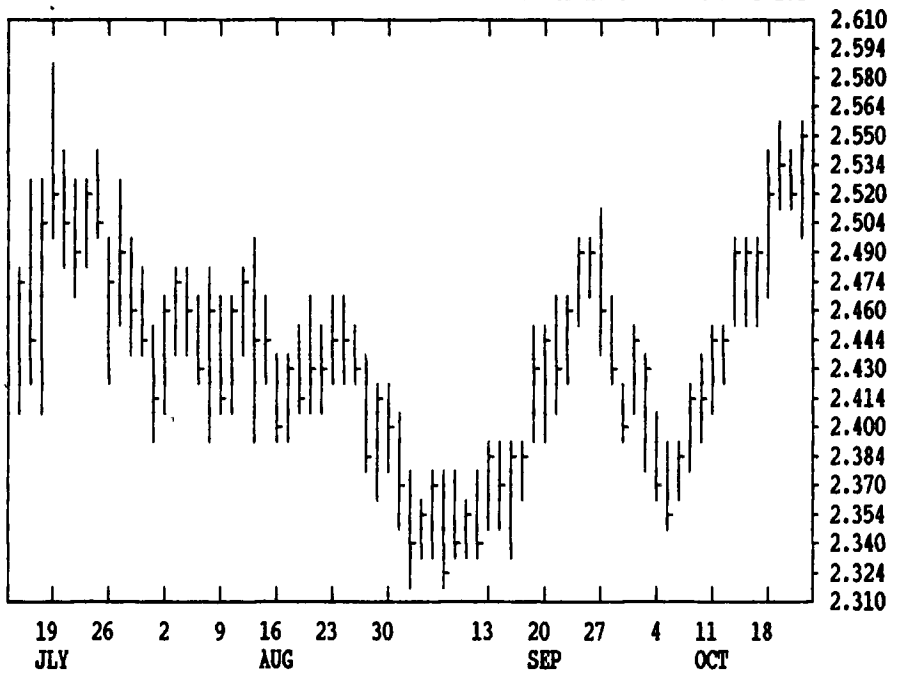

DTN FUTURES 13 10/21/93 TECHNICAL POINTS

PRICES ARE DECIMAL			MOVING AVERAGES			RSI'S			SLOW STOCHASTIC 5 DAY		20 DAY	
CONTRACT		CLOSE	4-DAY	9-DAY	18-DAY	45-DAY	9DAY	14DAY	30DAY	%K	%D	%K	%D
WHEAT	DEC	339.25	332.69	328.17	322.76	316.12	84.3	76.9	64.8	95	87	92	86
WHEAT	MAR	335.25	330.19	328.25	325.04	319.37	79.2	72.5	61.9	91	80	89	85
KCWHT	DEC	338.50	334.06	330.92	326.26	318.94	85.4	77.9	65.8	94	89	95	92
KCWHT	MAR	331.75	328.37	327.36	324.81	319.02	74.7	69.3	61.2	79	69	82	83
MNWHT	DEC	360.75	352.81	343.78	334.18	327.76	88.3	80.9	68.4	94	93	96	94
CORN	DEC	255.75	253.81	250.11	245.42	242.51	73.4	67.5	59.3	84	85	93	88
CORN	MAR	264.00	262.12	258.31	253.53	250.53	74.8	68.6	60.1	85	86	94	90
CORN	MAY	268.50	266.37	262.72	258.18	255.39	76.2	69.8	60.6	88	88	94	91
OATS	DEC	140.25	140.12	140.25	138.47	139.58	55.0	52.5	49.0	23	31	49	50
BEANS	NOV	623.50	617.56	615.81	615.89	636.34	57.1	49.4	46.2	67	62	27	23
BEANS	JAN	631.00	624.62	622.50	622.62	642.49	58.1	50.3	46.8	68	62	26	22
BEANS	MAR	638.50	631.69	629.33	629.37	648.36	59.7	51.3	47.2	70	65	26	21
MEAL	OCT	191.00	193.30	192.64	191.79	198.98	40.4	40.0	41.7	48	72	47	44
BNOIL	OCT	22.76	22.66	22.49	22.83	23.23	49.7	47.0	47.2	85	78	20	12
CATTLE	OCT	73.78	73.42	72.27	72.37	73.73	64.2	56.8	50.8	91	93	78	54
CATTLE	DEC	74.75	74.66	74.03	73.97	74.59	58.8	54.6	50.9	78	85	83	67
FCTL	OCT	85.35	85.13	84.67	84.95	85.75	56.6	51.5	49.4	72	75	57	41
HOGS	OCT	47.40	47.87	48.75	48.73	48.20	32.4	40.5	49.6	18	19	28	49
HOGS	DEC	48.98	49.40	49.95	49.59	48.31	43.3	48.8	54.0	21	20	57	68
PKBLS	FEB	57.48	57.70	57.78	56.44	52.88	58.0	60.4	60.7	41	45	80	84

LIVE CATTLE	HIGH	LOW	LAST	CHG
OCT	7400	7290	7377*	+40
DEC	7490	7415	7475*	+27
FEB	7512	7447	7507*	+30
APR	7635	7567	7632*	+40
JUN	7350	7282	7337*	+42
AUG	7192	7135	7180*	+40
OCT	7220	7175	7220*	+37
DEC				

FEEDER CATTLE	HIGH	LOW	LAST	CHG
OCT	8545	8480	8535*	+30
NOV	8555	8442	8520*	+50
JAN	8490	8370	8455*	+35
MAR	8300	8207	8252*	+20
APR	8220	8155	8215*	+30
MAY	8150	8100	8150*	+27
AUG	8130	8085	8125*	+25
SEP	8110	8070	8100*	+20

LIVE HOGS	HIGH	LOW	LAST	CHG
OCT	4755	4705	4740*	-15
DEC	4907	4855	4897*	-2
FEB	4975	4912	4967*	+27
APR	4790	4740	4785*	+30
JUN	5235	5180	5235*	+27
JLY	5110	5075	5110*	+20
AUG	4960	4920	4960*	+25
OCT	4585	4530	4577*	+22

SWISS FRANC				
DEC	6875	6773	6789*	-86
MAR	6835	6760	6776*	-86
JUN	6780	6750	6769*	-86

BRITISH POUND				
DEC	14920	14766	14790*	-86
MAR	14790	14688	14726*	-84
JUN			14664*	-84

JAPANESE YEN				
DEC	9331	9232	9237*	-86
MAR	9322	9258	9263*	-86
JUN	9310	9290	9290*	-86

EURODOLLAR				
DEC	9654	9649	9651*	-1
MAR	9655	9649	9651*	-3
JUN	9636	9628	9630*	-5
SEP	9616	9607	9609*	-5
DEC	9578	9569	9571*	-6
MAR	9570	9562	9563*	-7

S&P 500 INDEX				
DEC	46760	46460	46600*	-110
MAR	46820	46550	46690*	-110
JUN	46920	46600	46780*	-105
SEP	47000	46700	46875*	-105

PORK BELLIES				
FEB	5790	5640	5747*	+35
MAR	5770	5620	5730*	+30
MAY	5825	5640	5740*	+50
JLY	5850	5705	5850*	+50
AUG		5735	5735*	-20
FEB				

GERMAN MARK				
DEC	6075	5964	5970*	-94
MAR	5995	5923	5930*	-92
JUN	5943	5900	5900*	-90
SEP		5876	5876*	-89

CORN	HIGH	LOW	LAST	CHG
DEC	2560	2512	2556*	+32
MAR	2642	2596	2640*	+30
MAY	2686	2642	2684*	+30
JLY	2702	2662	2700*	+26
SEP	2614	2594	2606*	0
DEC	2542	2514	2530*	-6
MAR	2600	2590	2592*	-6
MAY				
JLY				

SOYBEANS	HIGH	LOW	LAST	CHG
NOV	6240	6114	6234*	+90
JAN	6320	6192	6310*	+94
MAR	6390	6262	6384*	+100
MAY	6420	6304	6416*	+90
JLY	6460	6344	6456*	+90
AUG	6444	6340	6444*	+84
SEP	6334	6254	6324*	+54
NOV	6260	6166	6250*	+66
JAN	6320	6240	6320*	+64
MAR				

CHICAGO WHEAT	HIGH	LOW	LAST	CHG
DEC	3400	3314	3392*	+60
MAR	3354	3280	3352*	+60
MAY	3234	3180	3232*	+46
JLY	3150	3100	3144*	+50
SEP	3180	3166	3180*	+60
DEC	3256	3230	3256*	+36

OATS	HIGH	LOW	LAST	CHG
DEC	1406	1384	1402*	+4
MAR	1446	1422	1446*	+12
MAY	1472	1450	1472*	+16
JLY	1476	1454	1476*	+20

SOYBEAN MEAL	HIGH	LOW	LAST	CHG
DEC	1935	1891	1934*	+29
JAN	1935	1897	1934*	+25
MAR	1949	1910	1945*	+22
MAY	1950	1921	1950*	+15
JLY	1973	1938	1973*	+18
AUG	1975	1940	1975*	+20
SEP	1970	1941	1970*	+15
OCT	1965	1950	1965*	+11

K.C. WHEAT	HIGH	LOW	LAST	CHG
DEC	3390	3334	3384*	+42
MAR	3334	3276	3316*	+42
MAY	3184	3152	3180*	+40
JLY	3106	3066	3104*	+44
SEP	3120	3120	3120*	+34

MINN WHEAT	HIGH	LOW	LAST	CHG
DEC	3620	3530	3606*	+66
MAR	3420	3340	3414*	+82
MAY	3310	3224	3310*	+100
JLY	3250	3180	3250*	+120
SEP	3200	3164	3200*	+80

SOYBEAN OIL	HIGH	LOW	LAST	CHG
DEC	2322	2282	2315*	+21
JAN	2329	2294	2321*	+17
MAR	2346	2310	2343*	+23
MAY	2352	2315	2344*	+21
JLY	2360	2330	2347*	+23
AUG	2325	2325	2325*	+25
SEP			2305*	+20
OCT	2300	2290	2290*	+25

DTN LIVESTOCK 18 DECEMBER HOGS CONTRACT HIGH: 51.50 LOW: 40.07

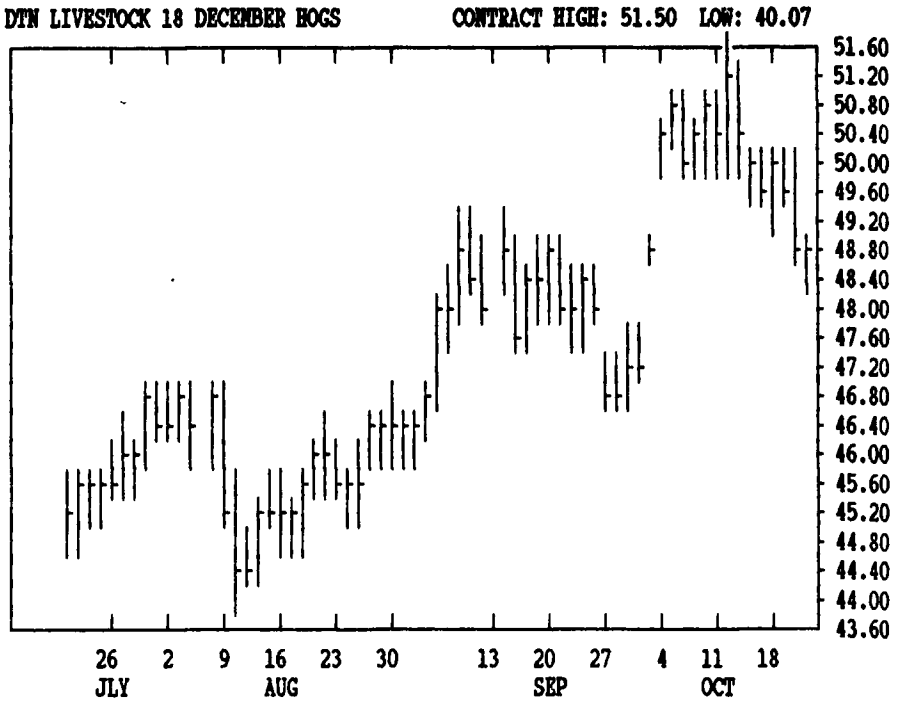

DTN LIVESTOCK 19 DEC LIVE CATTLE CONTRACT HIGH: 76.65 LOW: 68.10

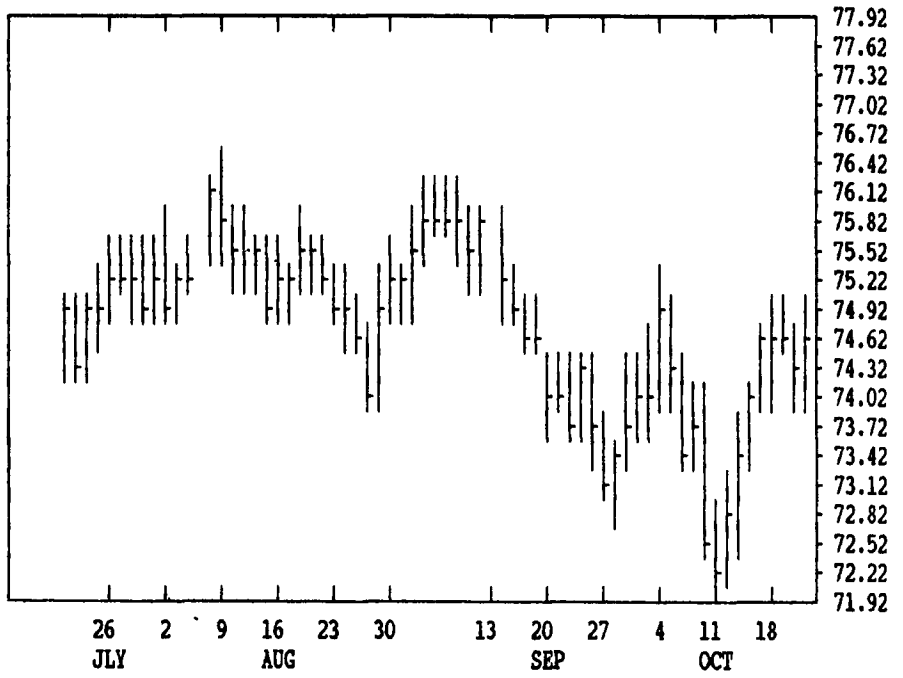

DTN 23 NOVEMBER SOYBEANS CONTRACT HIGH: 7.574 LOW: 5.554

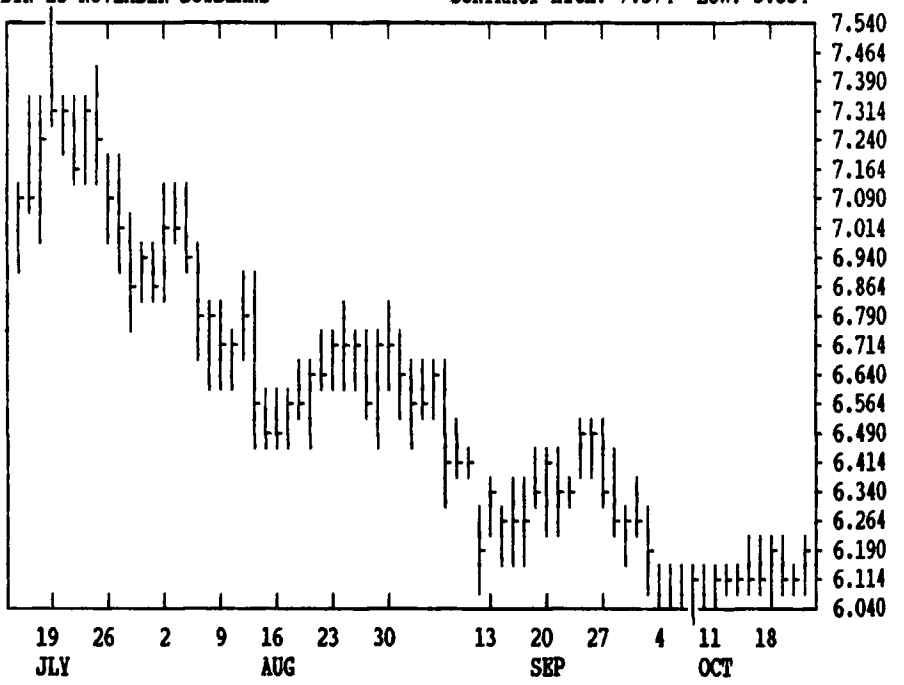
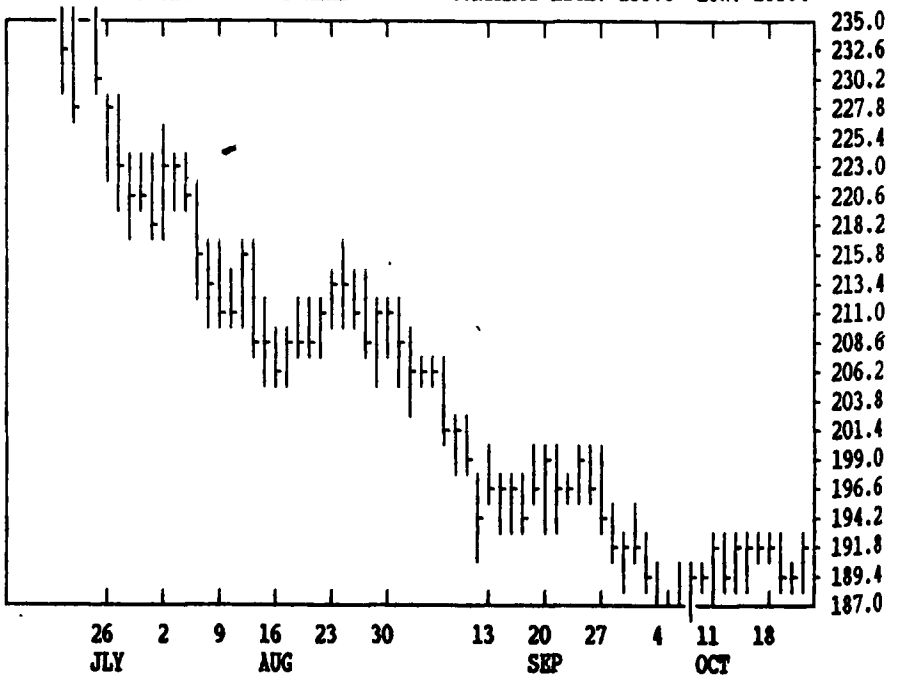
DTN GRAINS 25 DECEMBER SOY MEAL CONTRACT HIGH: 235.6 LOW: 183.4