


SEE BINKLEY & HURST BROS. INC. FOR ALL TYPES OF YOUR ROTARY CUTTER NEEDS...INCLUDING OFFSET SLOPE, TURF MOWING AND SHREDDING EQUIPMENT!


Quality, Dependability, and Performance and three great reasons why the TWISTER family of medium-duty cutters

from **SERVIS-RHINO** is mowing the competition down!




TW60

The TW60 mows a full 5' swath and is available in 540 RPM and three-point lift. The TW60 requires only a 30 HP tractor (with adequate front weight) to save on operating costs. The tail-wheel beam of the TW60, 72, and 84 lift-type cutters are easily adjustable for different cutting heights.



TW72

The TW72 mows a 6' swath of material and can be operated on a tractor as small as 40HP (with adequate front weight). The floating top linkage of the "A" Frame allows the TW cutters to follow the contour of the ground in rough conditions without damage to the hitch.



TW84

TW84 Shown with Optional Spring Shock Absorber

The TW84 mows a 7' swath and is available in 540 or 1000 RPM and as a pull- or lift-type unit to fit a wide range of tractors. An optional heavy-duty "A" frame is available for working in demanding conditions. The lift-type unit is available

with one or two tail-wheels and requires a 60 HP tractor (with adequate front weight) while the pull-type TW84 requires only a 30 HP tractor for many conditions. A parking jack is standard on pull-type units.

All Models Shown with Optional Chain Guards (Deflectors Standard)

20 REASONS WHY A FLEX 15 MAGNUM IS YOUR BEST INVESTMENT



RHINO

BINKLEY & HURST BROS. INC.

133 Rothsville Station Rd. 1-800-IT PAYS U
Lititz, PA 17543
(717) 626-4705

After Hours Emergency Call: (717) 626-0885 (717) 626-5150 (717) 626-8768
Machinery Sales: M-F 7 to 5 Sat. 7 to 11:30 Sun. Closed - Lord's Day



Midsized Giant

Meet the new Case International 3800 tandem disk harrow — a precision performer built for high-powered farming well beyond its mid-size class.

IN STOCK: New Case IH 3800 Disk Harrow, 12'2" Cut, Spring Cushion Self-Leveling Hitch, Rockflex Bearing Hangers, Set-Up & Ready To Work Hard!

SPECIAL OFFER ON 2 MODELS OF IN-LINE CASE IH SQUARE BALERS TODAY !!!



A STRAIGHT LINE IS STILL SHORTEST

See Binkley & Hurst Now For This Quality Baler!

Narrow Road Width Is The Key To Safety On Case IH Balers

• MODEL 8520 w/THROWER

• MODEL 8530 w/THROWER

Bought At A Savings For You!

Binkley & Hurst Has Case IH Balers That Work In Corn Fodder-Tractor Powered Or Horse Drawn!

Quality Case IH Balers Which Pull Easier & Allow Horses To Walk On Either Side Of Windrow.



WE HAVE HORSE-DRAWN & TRACTOR-PULL SQUARE BALES WITH OR WITHOUT THROWERS IN STOCK!

Always Check With Binkley & Hurst For A Demonstration On The Baler You Can Count On!

SEVERAL AT OLD PRICE SAVINGS!

CASE IH 7500 MOLDBOARD PLOW



• New Vari-Width On-The-Go Adjusts From 14" to 22" — 4 Bottom Available

145 ROLLOVER

3 & 4 BOTTOM PLOW ALSO AVAILABLE

CASE IH 95 SERIES

Model 395 4 Wheel Drive, 35 HP Shuttle Shift

Model 495 4 Wheel Drive, Shuttle Shift 42 HP

Model 395 2 Wheel Drive, Shuttle Shift 35 HP

Model 695 4 Wheel Drive, 62 HP, 16 Speed Power Shift



IN STOCK!

FOR A SUPER FINE FINISH CONSIDER A NEW MODEL 4800 CASE IH FIELD CULTIVATOR FROM BINKLEY & HURST... 2 SIZES IN STOCK!

• Model 4800, 25.1' w/45 Shanks, Ave. Transport Width 10'2"

• Model 4800, 22.9' w/41 Shanks, Ave. 9'2" Transport Width Mulcher Attachment



Automatic Self-Leveling For Uniform Depth Control And Oscillating Tandem Axles




MAGNUM MFD & 2WD, Cab or Rops TRACTORS

In Stock



GET EVEN STANDS

In Stock - • 16x7 • 20x6 • 24x6



Markers Optional

There's nothing more important to a crop than early, even emergence. To get it, you need accurate, even seeding.

The 5300 has earned a reputation for its seeding precision, a function of its exclusive feed cup design and dependable disk openers. And, to improve placement of seed, the opener drawbars are heavier than on previous models. Press wheel and opener bearings are heavier for long life operation.

Along with accuracy, the 5300 gives you fast, high capacity seeding, so you spend less time refilling hoppers.

WE NEED TRADE-INS! TRADE-UP TO 2 BIG SUPER DEALS ON NEW CASE IH MAGNUM TRACTORS!



7110, 2WD Rated 130+ HP With 540-1000 PTO Loaded



7120, 2 WD Rated 150 HP With Dual Shaft PTO, Loaded

New Case IH Quality Hay Tools In Stock, For A Good Cash Discount Days Price Or Low Rate Financing

- (1) Case IH Model 8430 Round Baler 47" Wide With 30" to 51" Variable Height Density Controlled, Coming Soon!
- (2) Case IH 8530 Square Baler With Thrower, Good Capacity With Up To 100 Stroke Per Minute Plunger Speed, Inline Model Which Eliminates Side Draft *Let's Deal Now!*
- (3) 8520 Square Balers With or Without Throwers, Tractor Pull Or Horse Drawn Models In Stock, 92 Stroke Per Min. Plunger Speed, Inline Balers Pull Easier, Buy Yours Now!
- (4) 8340 Heavy Duty Mower Conditioner 9'3" Cutting Width, Oil Bath Drive Stub Guards, Automatic Roll Separation and Bolt On Knife Section
- (5) Case IH 600 Blowers, The Best Money Can Buy
- (6) 12' Swing Frame 8360 Case IH Mower Conditioner

Case IH Tillage Equipment Available

- (7) Case IH #14 Subsoiler 3 Pt. 5 Shank Automatic Reset. This Machine Can Open Up Your Hardpan To Allow Deep Winter Freezing For Better Soil Conditions In The Spring.
 - (8) Heavy Duty Model 145 Rollover Automatic Reset Plows, 3 Bottom 18" and 4 Bottom 18" Models In Stock
 - (9) New 3 Bottom Spring Automatic Reset Model 450 3 Pt. Plow
- Other New Case IH Material Handling Equipment**
- (10) Economy Priced Case IH 2200 Loader With 72" Bucket, Fits 385-395-485-495 and Older Model Tractors
 - (11) Case IH Model 1350 Grinder Mixers, Big Capacity 150 Bushel With Scales

BINKLEY & HURST BROS., INC.

133 Rothsville Station Rd., Lititz, PA 17543

Located 1/2 Mile North of Rothsville

(717) 626-4705 1-800-IT PAYS U

