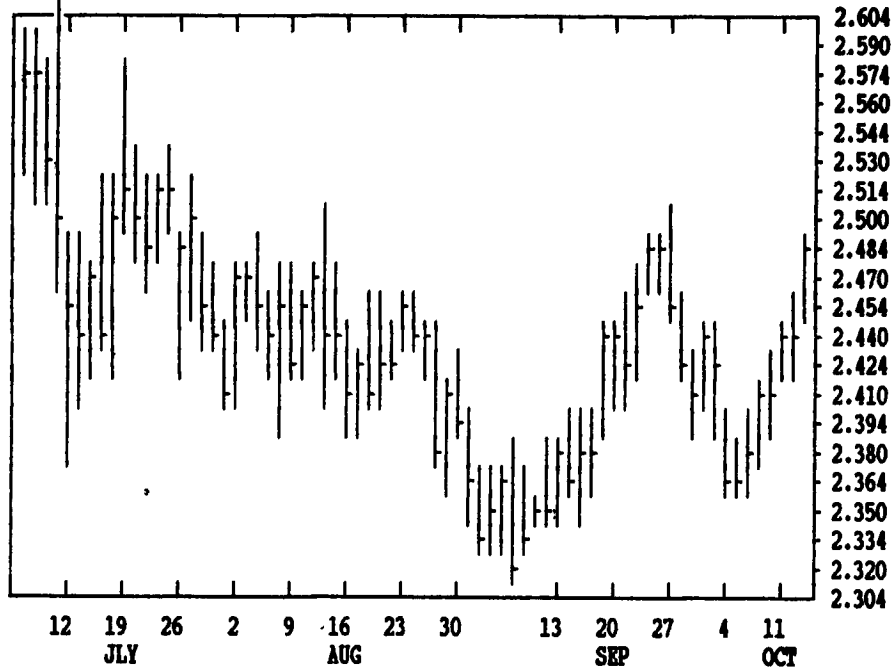


GRAIN, CATTLE AND HOG FUTURES MARKETS

(Closing bids Thursday, October 14, 1993)

DTN GRAINS 18 DECEMBER CORN CONTRACT HIGH: 2.684 LOW: 2.252



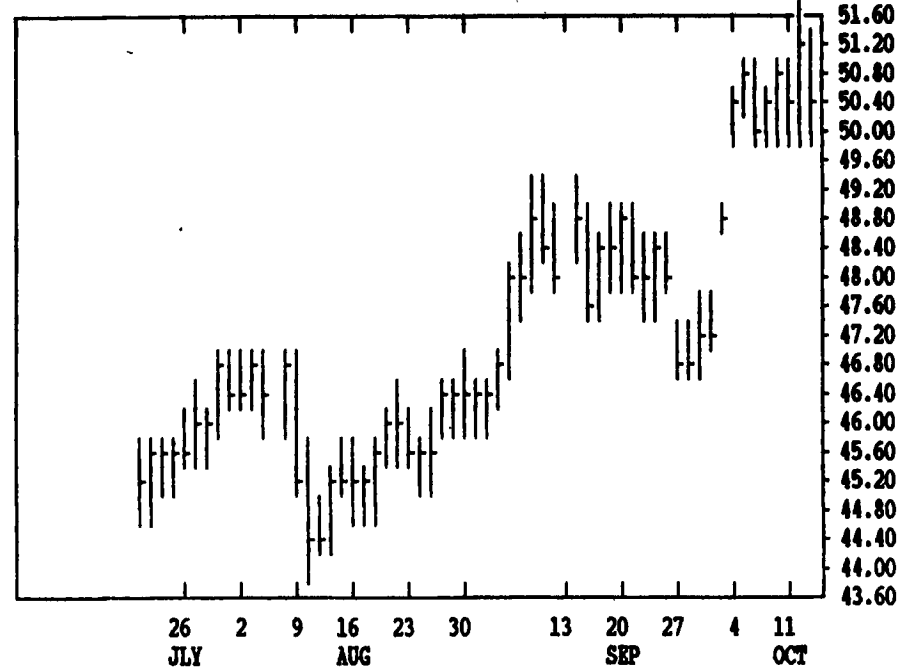
DTN FUTURES	13 10/11/93			DTN WEEKLY TECHNICAL SUMMARY		10/8/93	
	Past Week's (10/4-10/8)			September's		Current	
	High	Low	Close	High	Low	Support	Resistance
NEARBY WHEAT	324.75	312.5	322.00	321.25	293.00	306.00	345.00
MAR WHEAT	328.25	317.00	326.25	325.00	308.25	316.00	337.00
NEARBY KCWHT	328.00	317.5	325.25	325.5	312.50	286.00	345.25
MAR KCWHT	327.5	318.00	326.00	325.5	310.25	313.75	333.00
NEARBY NGEWT	329.5	319.00	328.25	370.00	322.00	295.00	368.00
NEARBY CORN	243.00	236.25	241.75	250.5	225.25	231.25	250-254.00
MAR CORN	250.75	244.5	250.25	257.25	241.00	244.00	253.00
MAY CORN	255.25	250.00	255.00	261.25	246.5	249.50	260.00
NEARBY OATS	138.25	135.5	136.75	147.5	131.25	131.25	148.00
NEARBY BEANS	615.00	604.00	608.75	663.00	620.00	604.00	660.00
JAN BEANS	621.5	611.5	615.25	671.00	621.5	588-612.00	665.00
MAR BEANS	628.5	619.00	621.5	675.25	627.00	617.50	653.00
NEARBY MEAL	191.4	187.00	190.1	209.8	190.9	188.00	213.00
NEARBY BWOIL	22.93	22.25	22.30	24.50	22.62	21.15-22.17	24.45
NEARBY LIVCT	73.60	70.90	70.925	76.65	73.025	65.50	75.875
DEC LIVCT	75.175	72.70	72.725	76.25	73.025	72.00	75.025
NEARBY FEDCT	86.25	84.10	84.15	87.75	85.925	82.10	87.35
NEARBY LIVHG	49.90	48.65	49.80	50.15	46.70	47.00	49.90-53.50
DEC LIVHG	51.05	50.025	50.80	49.40	46.10	47.85	52.50
FEB PKBLS	58.50	57.70	58.15	53.25	48.25	49.25	60.20

LIVE CATTLE				FEEDER CATTLE				LIVE HOGS						
	HIGH	LOW	LAST	CHG		HIGH	LOW	LAST	CHG		HIGH	LOW	LAST	CHG
OCT	7215	7117	7207*	+97	OCT	8477	8440	8450*	+25	OCT	4925	4860	4897*	-65
DEC	7410	7352	7407*	+45	NOV	8475	8430	8447*	+22	DEC	5025	4967	5002*	-35
FEB	7475	7435	7470*	+25	JAN	8377	8335	8372*	+45	FEB	5025	4975	4997*	-27
APR	7587	7565	7580*	+10	MAR	8230	8185	8215*	+45	APR	4825	4775	4780*	-52
JUN	7305	7270	7275*	-20	APR	8185	8155	8167*	+42	JUN	5252	5175	5205*	-50
AUG	7140	7120	7122*	+2	MAY	8115	8080	8092*	+52	JULY	5145	5085	5100*	-52
OCT	7190	7175	7175*	-25	AUG	8075	8070	8070*	+45	AUG	4980	4910	4942*	-47
DEC					SEP	8025		8025*	+25	OCT	4610	4525	4532*	-57

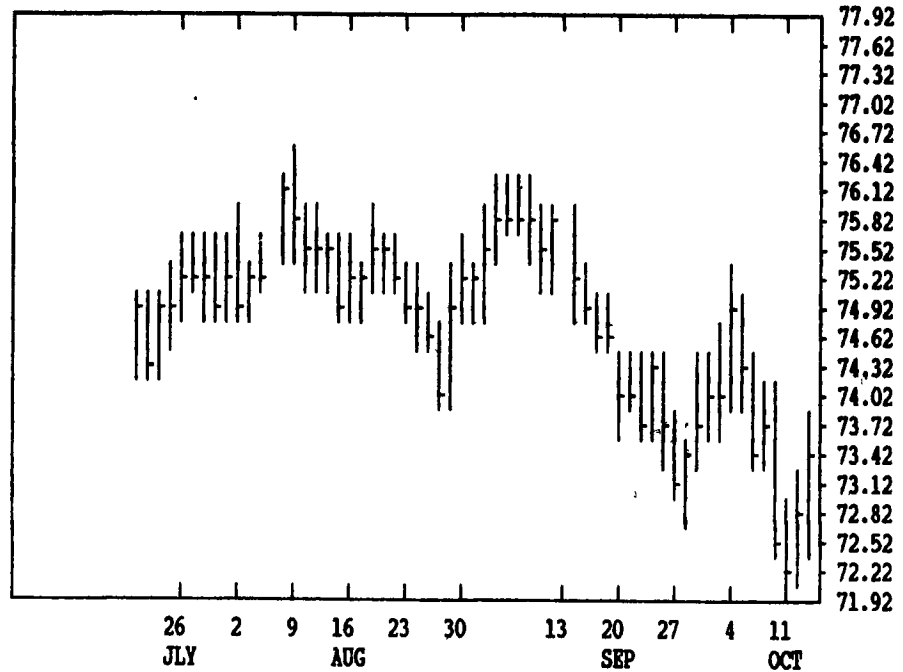
SWISS FRANC				EURODOLLAR				PORK BELLIES						
	HIGH	LOW	LAST	CHG		HIGH	LOW	LAST	CHG		HIGH	LOW	LAST	CHG
DEC	7115	6997	7011*	-87	DEC	9659	9654	9657	+1	FEB	5860	5755	5772*	-15
MAR	7100	6985	6997*	-87	MAR	9658	9652	9658	+3	MAR	5845	5745	5760*	-10
JUN			6989*	-87	JUN	9641	9633	9639	+3	MAY	5845	5750	5750*	0
BRITISH POUND				SEP	9620	9613	9619	+4	JULY	5890	5780	5890*	+50	
DEC	15290	15050	15090*	-58	DEC	9584	9576	9582	+3	AUG	5657	5620	5657*	-2
MAR	15190	14980	15014*	-58	MAR	9576	9568	9574	+3	FEB				
JUN	15120	14920	14946*	-58	S&P 500 INDEX				GERMAN MARK					
JAPANESE YEN				DEC	46730	46215	46700	+475	DEC	6230	6150	6165*	-38	
DEC	9465	9310	9324*	-123	MAR	46810	46340	46775b+460		MAR	6175	6110	6122*	-38
MAR	9430	9333	9347*	-123	JUN		46860a+460		JUN	6133	6080	6089*	-38	
JUN	9410	9362	9371*	-123	SEP	47000	46500	46930a+430		SEP	6131		6063*	-38

CORN				CHICAGO WHEAT				K.C. WHEAT						
	HIGH	LOW	LAST	CHG		HIGH	LOW	LAST	CHG		HIGH	LOW	LAST	CHG
DEC	2500	2470	2490*	-2	DEC	3300	3224	3242*	-6	DEC	3316	3270	3284*	-6
MAR	2582	2552	2570*	0	MAR	3300	3232	3260*	-12	MAR	3280	3250	3262*	-16
MAY	2624	2594	2614*	0	MAY	3230	3174	3190*	-26	MAY	3164	3112	3136*	-26
JULY	2646	2620	2636*	0	JULY	3120	3080	3082*	-24	JULY	3074	3050	3064*	-10
SEP	2580	2560	2570*	-4	SEP	3144	3130	3130*	-22	SEP	3110	3090	3100*	-10
DEC	2516	2502	2510*	0	DEC	3244	3220	3240*	-6	MINN WHEAT				
MAR	2574	2574	2574*	0	OATS				DEC	3440	3340	3416*	+56	
MAY					DEC	1426	1404	1414*	-12	MAR	3300	3232	3276*	+20
JULY					MAR	1470	1450	1460*	-10	MAY	3224	3170	3214*	+24
SOYBEANS				MAY	1490	1470	1474*	-16	JULY	3190	3150	3164*	+4	
NOV	6194	6100	6154*	+30	JULY	1500	1482	1482*	-14	SEP	3100	3100	3100*	-30
JAN	6260	6170	6220*	+30	SOYBEAN MEAL				SOYBEAN OIL					
MAR	6316	6240	6284*	+20	OCT	1937	1917	1932*	+10	OCT	2253	2225	2246*	+25
MAY	6350	6282	6324*	+22	DEC	1930	1904	1920*	+8	DEC	2275	2244	2261*	+14
JULY	6390	6320	6360*	+16	JAN	1935	1910	1920*	+1	JAN	2286	2257	2271*	+11
AUG	6370	6320	6360*	+20	MAR	1942	1922	1931*	0	MAR	2305	2277	2292*	+11
SEP	6270	6240	6244*	-4	MAY	1954	1932	1943*	+3	MAY	2315	2288	2302*	+17
NOV	6190	6150	6170*	0	JULY	1970	1953	1959*	+1	JULY	2318	2292	2306*	+16
JAN	6230	6230	6230*	-20	AUG	1970	1955	1958*	0	AUG	2310	2295	2295*	+17
MAR					SEP	1970	1953	1953*	-2	SEP	2300	2280	2282*	+12

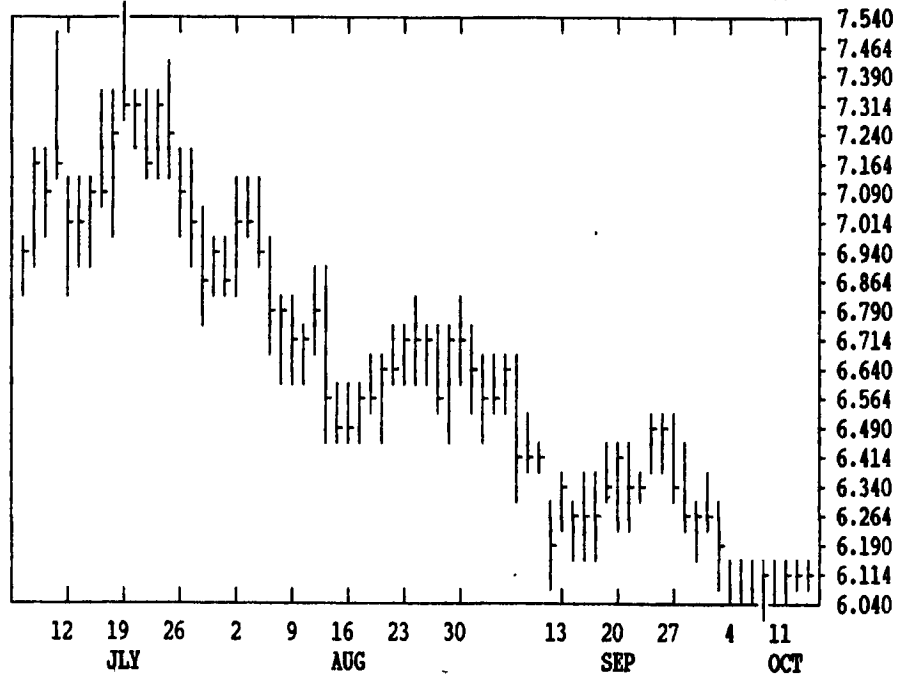
DTN LIVESTOCK 18 DECEMBER HOGS CONTRACT HIGH: 51.50 LOW: 40.07



DTN LIVESTOCK 19 DEC LIVE CATTLE CONTRACT HIGH: 76.65 LOW: 68.10



DTN 23 NOVEMBER SOYBEANS CONTRACT HIGH: 7.574 LOW: 5.554



DTN GRAINS 25 DECEMBER SOY MEAL CONTRACT HIGH: 235.6 LOW: 183.4

