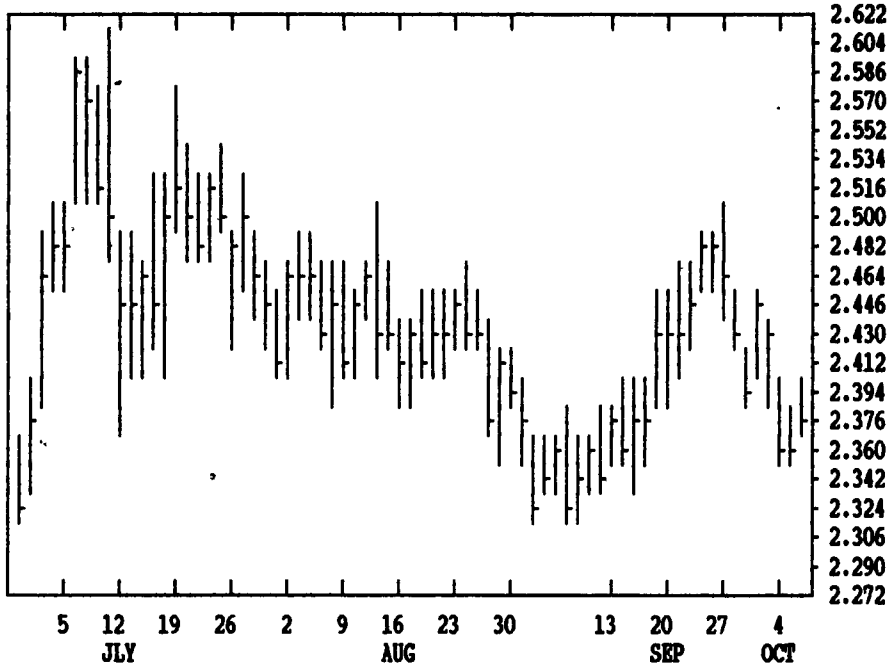


# GRAIN, CATTLE AND HOG FUTURES MARKETS

(Closing bids: Thursday, October 7, 1993)

DTN GRAINS 18 DECEMBER CORN CONTRACT HIGH: 2.684 LOW: 2.252

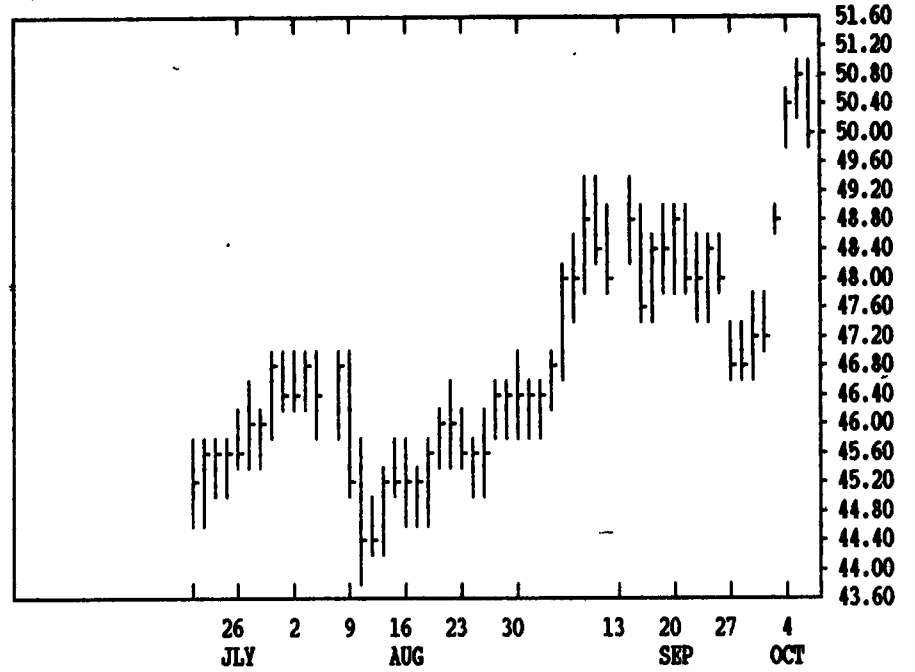


DTN FUTURES	13 10/01/93		DTN WEEKLY TECHNICAL SUMMARY				10/01/93	
	Past Week's(9/27-10/1)		September's		Current			
	High	Low	Close	High	Low	Support	Resistance	
NEARBY WHEAT	321.25	311.75	316.25	321.25	293.00	305.75	345.00	
MAR WHEAT	325.00	317.00	320.75	325.00	308.25	315.00	337.00	
NEARBY KCWHT	324.5	318.00	320.50	325.5	312.5	286.00	345.25	
MAR KCWHT	325.5	318.75	321.50	325.5	310.25	313.50	329.00	
NEARBY NGEWT	330.00	323.00	323.25	370.00	322.00	295.00	370.00	
NEARBY CORN	250.5	239.50	242.75	250.50	225.25	235.00	250.00	
MAR CORN	257.25	247.25	250.75	257.25	241.00	244.00	256.50	
MAY CORN	261.25	252.25	255.50	261.25	246.5	249.50	260.50	
NEARBY OATS	142.75	135.00	136.25	147.5	131.25	128.25	148.00	
NEARBY BEANS	652.5	616.00	618.00	663.00	620.00	609.00	670.00	
JAN BEANS	658.75	623.25	625.00	671.00	621.5	612.00	672.50	
MAR BEANS	665.00	631.00	632.00	675.25	627.00	617.50	675.00	
NEARBY NEAL	199.00	190.70	190.80	209.8	190.9	188.00	213.00	
NEARBY BWOIL	24.50	22.86	23.00	24.50	22.62	22.17	25.50	
NEARBY LIVCT	73.65	72.40	72.85	76.65	72.40	72.25	75.875	
DEC LIVCT	74.80	73.025	74.075	76.25	73.025	73.025	75.025	
NEARBY FEDCT	86.10	84.50	85.20	87.75	85.925	83.95	89.50	
NEARBY LIVHG	48.625	47.00	48.625	50.15	46.70	47.00	52.85	
DEC LIVHG	48.90	46.70	48.90	49.40	46.10	47.10	52.50	
FEB PKBLS	54.20	50.30	54.20	53.25	48.25	49.25	60.20	

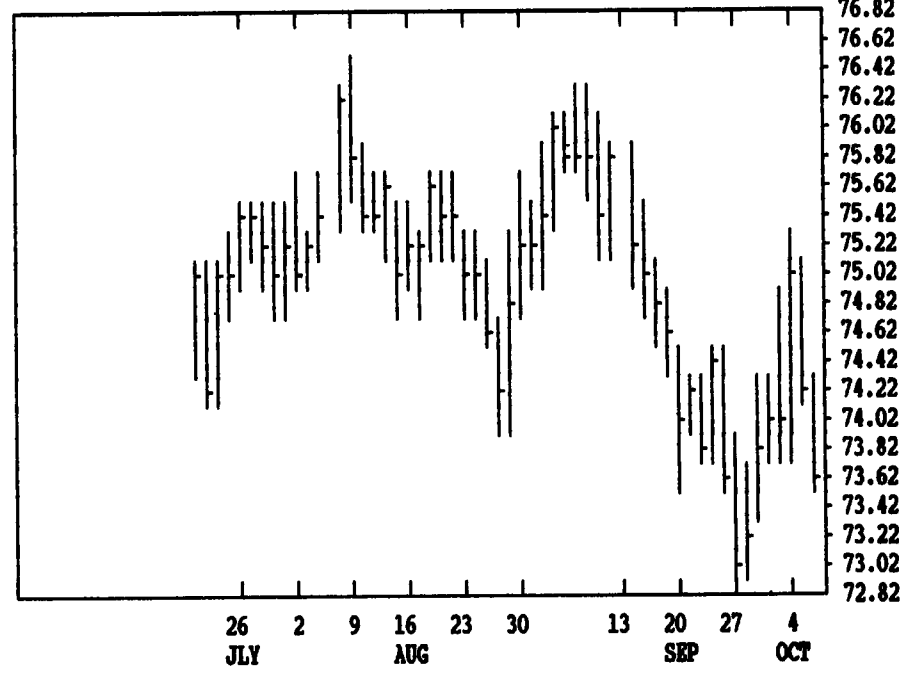
CORN				CHICAGO WHEAT				K.C. WHEAT						
DEC	HIGH	LOW	LAST	CHG	DEC	HIGH	LOW	LAST	CHG	DEC	HIGH	LOW	LAST	CHG
DEC	2420	2382	2414*	+32	DEC	3246	3176	3224*	+52	DEC	3280	3220	3256*	+36
MAR	2500	2466	2494*	+30	MAR	3282	3224	3262*	+42	MAR	3274	3220	3264*	+42
MAY	2550	2416	2540*	+22	MAY	3234	3186	3210*	+30	MAY	3180	3150	3170*	+24
JULY	2576	2550	2566*	+16	JULY	3120	3092	3100*	+4	JULY	3100	3076	3086*	+6
SEP	2526	2510	2514*	+6	SEP	3150	3150	3150*	+10	SEP	3134	3124	3124*	+10
DEC	2474	2452	2454*	0	DEC	3240	3240	3240*	+10	MINN WHEAT				
MAR	2520	2520	2520*	0	OATS				DEC	3290	3244	3274*	+32	
MAY					DEC	1380	1364	1370*	+6	MAR	3254	3204	3244*	+42
JULY					MAR	1426	1412	1420*	+12	MAY	3220	3210	3220*	+40
					MAY	1452	1436	1442*	+12	JULY	3200	3200	3200*	+50
					JULY	1476	1464	1470*	+10	SEP			3130*	0
					SOYBEAN MEAL				SOYBEAN OIL					
NOV	6140	6064	6104*	+40	OCT	1911	1890	1903*	+13	OCT	2268	2243	2250*	-3
JAN	6204	6130	6172*	+36	DEC	1903	1882	1895*	+11	DEC	2280	2252	2261*	0
MAR	6272	6200	6234*	+32	JAN	1909	1891	1903*	+12	JAN	2289	2262	2270*	-3
MAY	6304	6250	6280*	+34	MAR	1920	1904	1914*	+9	MAR	2300	2275	2283*	-1
JULY	6360	6290	6312*	+24	MAY	1935	1917	1926*	+9	MAY	2303	2282	2285*	0
AUG	6330	6290	6306*	+12	JULY	1955	1938	1945*	+8	JULY	2305	2280	2280*	0
SEP	6220	6200	6204*	-4	AUG	1957	1945	1945*	+5	AUG	2285	2265	2265*	+2
NOV	6170	6124	6126*	-12	SEP	1960	1945	1945*	+7	SEP	2270	2250	2255*	+5
JAN			6210*	0										
MAR														

LIVE CATTLE				FEEDER CATTLE				LIVE HOGS							
DEC	HIGH	LOW	LAST	CHG	DEC	HIGH	LOW	LAST	CHG	DEC	HIGH	LOW	LAST	CHG	
DEC	7222	7167	7205*	+22	OCT	8522	8495	8512*	+2	OCT	4990	4915	4985*	+52	
DEC	7422	7342	7392*	+30	NOV	8517	8465	8487*	-2	DEC	5050	5002	5047*	+25	
FEB	7500	7445	7472*	+5	JAN	8435	8390	8405*	-12	FEB	5000	4952	4995*	+12	
APR	7605	7565	7587	0	MAR	8265	8240	8257*	+2	APR	4757	4720	4750*	+7	
JUN	7255	7215	7240*	+12	APR			8180*	0	JUN	5185	5152	5185*	+10	
AUG	7135	7100	7115*	+7	MAY	8125	8095	8097*	+5	JULY	5055	5025	5050*	+15	
OCT	7170	7150	7165*	+5	AUG	8100	8070	8072*	0	AUG	4920	4910	4917*	-5	
DEC					SEP			8075	8075a	OCT				4530*	0
SWISS FRANC				EURODOLLAR				PORK BELLIES							
DEC	7018	6976	6994*	-10	DEC	9657	9654	9656	+2	FEB	5795	5710	5790*	+30	
MAR	7005	6965	6978*	-12	MAR	9655	9652	9653	+1	MAR	5770	5685	5770*	+35	
JUN	7040	6969	6969*	-13	JUN	9635	9632	9634	+2	MAY	5715	5650	5715*	+35	
BRITISH POUND				S&P 500 INDEX				GERMAN MARK							
DEC	15208	15124	15170*	+2	DEC	46225	45965	45985	-210	DEC	6141	6112	6123*	+2	
MAR	15130	15050	15092*	+2	MAR	46300	46060	46070a-210		MAR	6096	6075	6080*	+2	
JUN			15020*	+2	JUN			46180	46180a-190	JUN	6050		6046*	+2	
JAPANESE YEN				SEP				SEP							
DEC	9555	9450	9541*	+65	DEC	46360	46260	46300a-190		SEP					
MAR	9575	9530	9564*	+65											
JUN	9588	9563	9588*	+65											

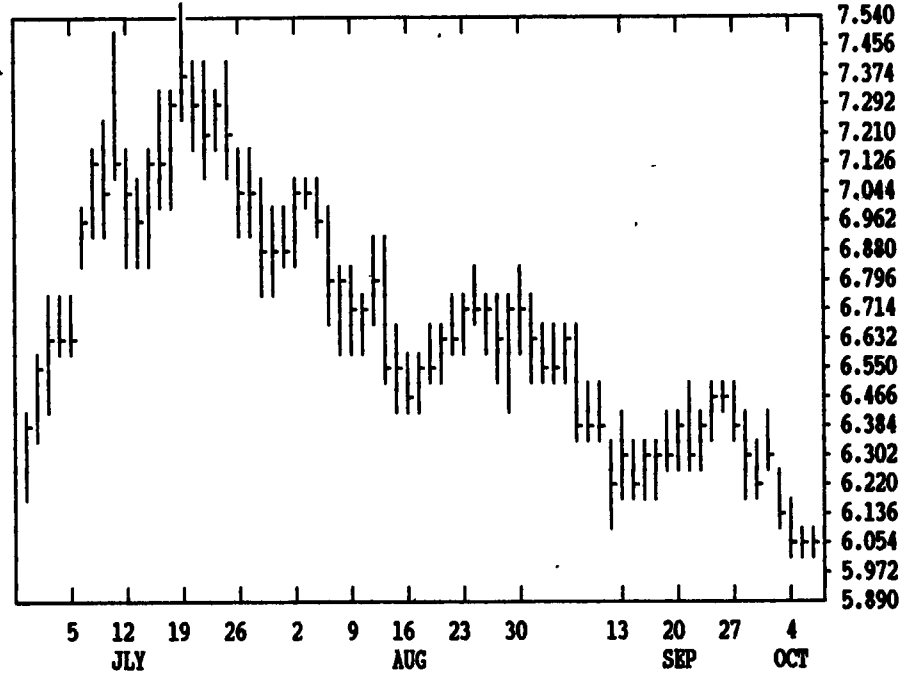
DTN LIVESTOCK 18 DECEMBER HOGS CONTRACT HIGH: 51.05 LOW: 40.07



DTN LIVESTOCK 19 DEC LIVE CATTLE CONTRACT HIGH: 76.65 LOW: 68.10



DTN GRAINS 23 NOVEMBER SOYBEANS CONTRACT HIGH: 7.574 LOW: 5.554



DTN GRAINS 25 DECEMBER SOY MEAL CONTRACT HIGH: 235.6 LOW: 183.4

