

Take Exit 20B
Off Of 183, 5 1/2 Mi. West
To Belmont Farm.



MF 2745
Working Air, Low Hrs.,
Very Clean

\$7,800
410-833-9091




AC M2 CORN PLUS
Hydro, Fully Monitored, 15 Ft.
Floating Grain Head, Always Shed
Kept, 935 Sep. Hrs. Original Owner
Ex. Cond.

\$28,000
(609) 466-9317

NOTICE

September 25 Issue
Early Deadline
B Section Classified
Tues., Sept. 21, 5 PM



Harvester Knives
1-800-WEAVER D

Best Buys in Used Equipment

TRACTORS

- | | | |
|-----------------------|---------------|----------------------|
| IH 454 | Case IH 385 | JD 4840 |
| IH 986 | Case IH 9130 | Gehl 2600 Skid Steer |
| IH 424 | Case 4894 | JD 4620 |
| IH 5288 | ST 251 | JD 2950 MFD |
| IH 5488 | ST Panther II | Versatile 256 |
| IH 1066 | ST Puma | MF 50 |
| Case 1835C Skid Steer | JD 8650 | MF 699 w/Loader |
| Case 2290 | JD 4430 | Ford NAA |
| Case IH 385 w/Loader | JD 2940 MFD | Ford 9N |

DISCS

- | | | |
|-----------------|-------------|-------------------|
| IH 770 | KR 4907 25' | JD 310, 16' |
| IH 496 | KR 2410 | JD 630, 16' |
| AC 2600, 26' | KR 1924 | JD 630, 21' |
| BH 16' | KR 1577 | JD BWA |
| Case 30' | KR 1925 | MF 520 |
| Case 18' | KR 4918A | Pittsburgh 12' |
| KR 1927 | JD 235, 18' | Sunflower H3-22 |
| KR 4926A, 22'6" | JD 210, 15' | Kewanee 1020, 23' |
| KR 2440 26' | | |

FIELD CULTIVATORS

- | | |
|------------------------------|---------------------------------|
| KR 3131 Landsman | IH 45 Field Cultivator 16', 18' |
| KR 4129 42' Field Cultivator | IH 4RN Field Cultivator |
| KR 4100 37' Field Cultivator | WR 24' Field Cultivator |
| KR 3121 Landsman | Brady 22' Field Cultivator |
| KR 3124 Landsman | BR 8RN Field Cultivator |
| Case 26' Field Cultivator | White 285 Field Cultivator, 21' |
| IH 25' Field Cultivator | |

PLOWS

- | | |
|-------------------------|-----------------------------|
| Athens 12' Chisel Plow | JD 2800 7 Bottom Vari Width |
| CI 5600 Chisel Plow 11' | JD 2700 7x18 Plow |
| CI 800 Plow, 9x18 | JD 7' Plow |
| SF 2330 Chisel Plow | KR 2321 Chisel Plow, 24' |
| SF 30' Chisel Plow | Taylorway 11 Chisel Plow |
| IH 55 Chisel Plow | Ferguson 12' Chisel Plow |
| IH 540 6x16 Plow | ST 2211 14' Slicer Chisel |
| Brady 12' Chisel Plow | White 6x16 Plow |
| JD 2350-2450 8x18 Plow | Oliver 568 6x18 Plow |
| JD 2350-2450 6x16 Plow | |

MISC. TILLAGE

- | | |
|-----------------------------|--------------------------------|
| UM 37' Dbl. Rolling Baskets | BR 16' CF Cultipacker |
| DL 34' Packer | BR 25' Packer |
| BR 25' Cultimulcher | BR 28' N Packer |
| BR 12' N Cultimulcher | IH #14 Subsoiler |
| BR 16' Packer | DL 26' Packer |
| BR 25' Packer | DMI Tiger II 7 Shank Subsoiler |
| BR 23' S-Packer | |

DRILLS

- | | |
|---------------------------|-------------------------------|
| GP 30' Drill | Case IH 5100 Drill 24x6 |
| GP 24' Conventional Drill | LL 9680 Drill 10' |
| GP 15' Drill | (3) JD 8300 Drill, 18x7, 26x6 |
| GP 20' Drill | JD 750 Drill |
| IH 510 Drill 21x7 | MF 43 21x7 Drill |

MISCELLANEOUS

- | | |
|--------------------------------|---------------------------|
| JD 27 Shredder 15' | Kennco Plastic Layer |
| IH 800 Planter | Kennco 2 Row Plant Setter |
| NH 352 Grinder Mixer | Kennco SM230 Sprayer |
| NH 519 Manure Spreader | Cole 3 Row Planter |
| Schulte 5026 Rotary Cutter 26' | (2) JD 7200 Planter 16x30 |
| BH 126 Mower | (2) UM Header Carts |
| JD 1065A Header Carts | AC 666 Planter |
| Kennco 1 Row Bedder | |

- | | |
|----------------------|----------------------|
| CI 8580 Baler | Hesston 4900 Baler |
| CI 8730 Forage Harv. | Hesston S30A Stacker |
| | NH 90 Bale Stacker |

COMBINES

- | | | |
|------------------|-------------|------------------|
| (2) Case IH 1680 | (2) IH 1480 | JD 8820 Titan II |
| Case IH 1640 | JD 4400 | JD 9600 |
| Case IH 1480 | (2) JD 6620 | NH TR 85 |
| IH 1440 | JD 7720 4WD | NH TR 86 |
| (2) IH 1460 | JD 7720 | AC M Combine |



(302) 378-9555 1-800-341-4028



HYMAN EQUIPMENT

BALTIMORE, MD.

(410) 337-3570

Call Alan Hyman Anytime

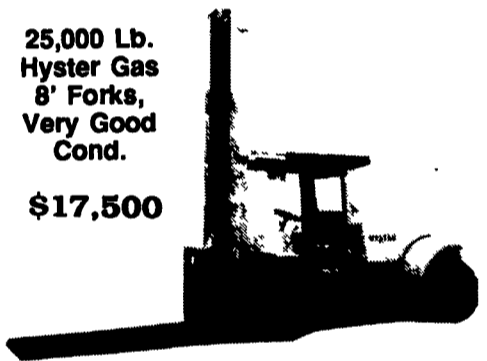
4,000 Lb. Clark, Gas \$1,800
5,000 Lb. Clark, 3 Stage S/S LPG \$4,500




5,000 Lb. Towmotor 3 Stage S/S LPG \$2,500

25,000 Lb. Hyster Gas 8' Forks, Very Good Cond.

\$17,500



MECHANICS SPECIALS
MANY OTHER FORKLIFTS IN YARD - CALL FOR SPECS




7,000 Lb. Hyster LPG Sideshift Very Good Cond. **\$5,000**


FORKLIFTS

- 5,000 Lb. Toyota, solid tire, S/S, LPG, very good..... \$4,000
- 4,000 Lb. Clark Solid Tire LPG, Runs good, clutch slips..... \$800
- 4,000 Lb. Yale solid tire LPG, runs..... \$800
- 6,000 Lb. A/C dual pneumatic gas 3 stage S/S (old)..... \$3,500
- 2,000 Lb. Toyota Solid Tire, LPB..... \$2,000
- 4,000 Lb. Baker All Terrain Runs, Needs Work..... \$2,500
- 3,000 Lb. Electric Stand Up, 1984, 3 Stage S/S, 1000 hrs., excel. cond. \$4,000
- Start Allis for 24 volt systems, NEW..... \$900
- 20,000 Lb. Hyster, Gas, 8' Forks, Very Good Condition..... \$12,500
- 5,000 Lb. Cat Solid tire LPG, very good cond..... \$3,500
- 8,000 Lb. A/C Solid Tire, 3 Stage, Sideshift LPG, Very Good Cond..... \$6,000
- 3,000 Lb. Raymond Reach Truck, Good Cond..... \$3,000
- (3) Electric Pallet Jacks..... \$500 For All 3
- 5,000 Lb. Clark, Electric w/charger, very good condition..... \$3,000

The I & J Cultivator




CORN BINDER: Features tandem axle on left-side: aluminum loader with belt & slats (no chains), interlocking bottom, gathering chain (positive gripping), carbide cutting discs, hydraulic drive (no PTO, belts, or pulleys).



MOWERS: 3 point or trailing features: guards & blade, move back and forth cuts like a scissors, virtually no plugging.

2% DISCOUNT 10 DAYS OFF ALL CULTIVATORS



DEEP TILL SLITTER: Available in 1 or 2 shanks, optional hydraulics.

CULTIVATORS: 3 point or horse drawn available in 1-2-3- or 4 rows can be used as a field cultivator with a few attachments. Great for vegetables. We can custom build. Options: rolling shields, disc hillers, liquid side dressers, row tracking system.



RAKES: available in ground drive or PTO steel wheels or rubber tires Features: forms a very fluffy windrow, can also be used as a windrow inverter. Does not rope hay. A real leaf saver.

Custom Built Harvester Feed Trough
Silage Cutter Knives Sharpened

I & J MANUFACTURING

Dept. LF, 5302 Amlsh Road • Gap, PA 17527
717-442-9451

Call Between 8:45-9:00 A.M.
Weekday Ask For Jake