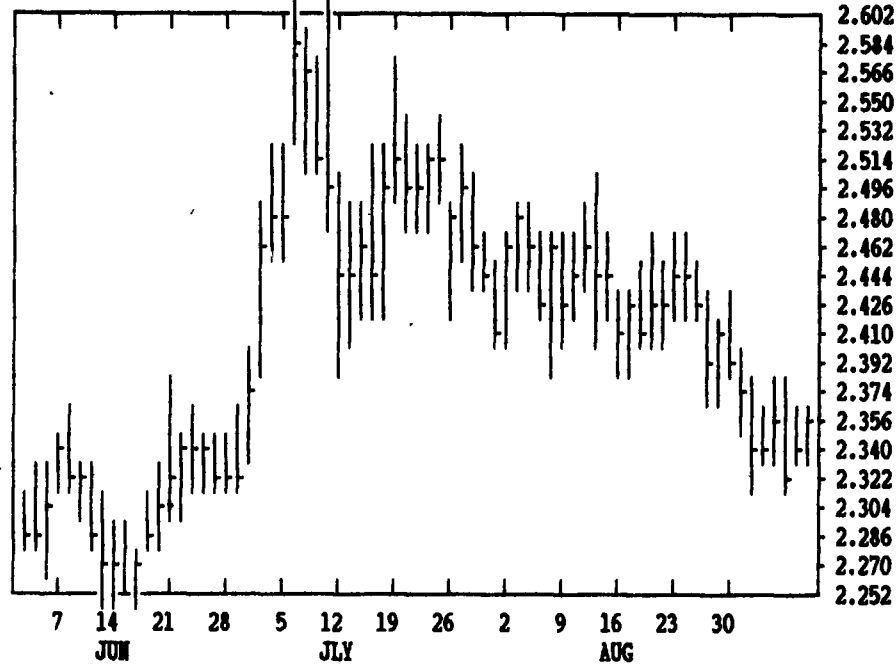


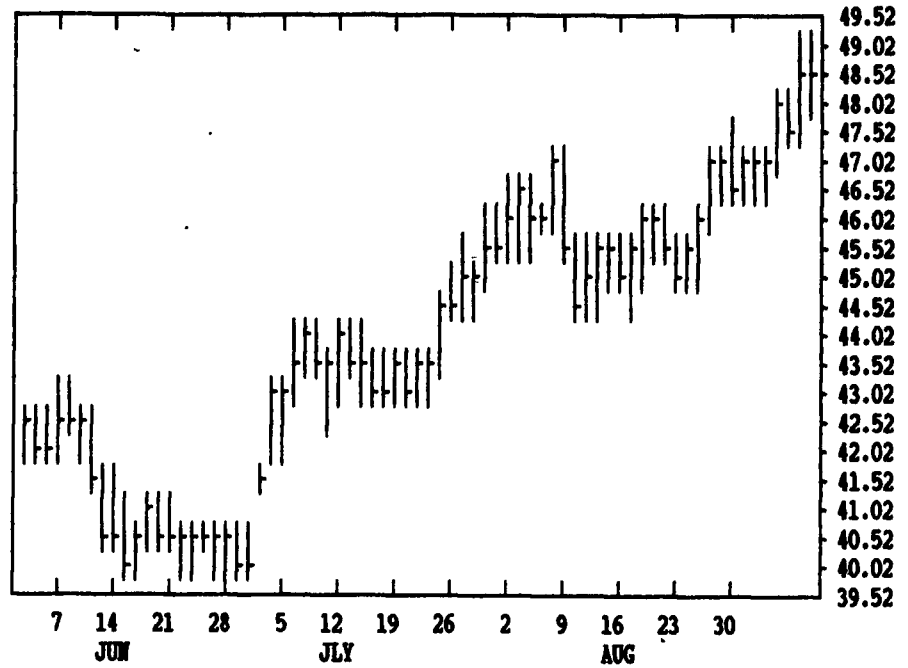
GRAIN, CATTLE AND HOG FUTURES MARKETS

(Closing bids: Thursday, September 9, 1993)

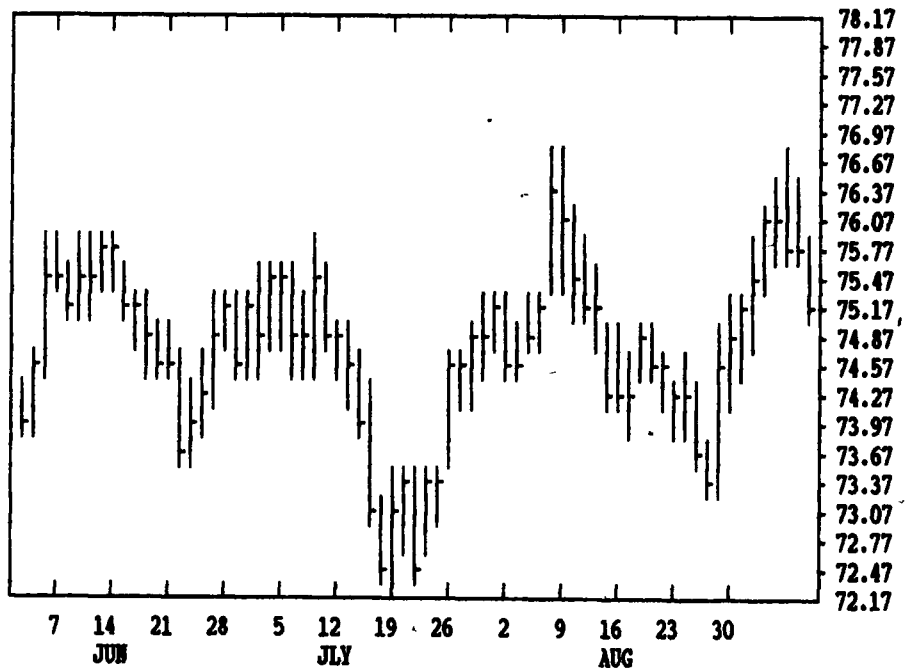
DTN GRAINS 19 DECEMBER CORN CONTRACT HIGH: 2.684 LOW: 2.252



DTN LIVESTOCK 18 OCTOBER LIVE HOGS CONTRACT HIGH: 49.30 LOW: 39.70



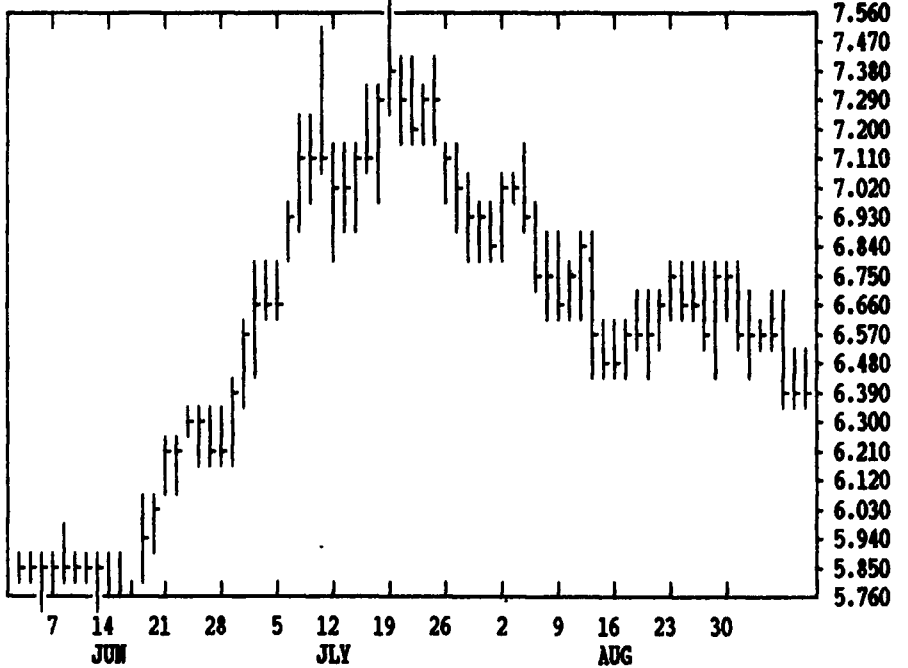
DTN LIVESTOCK 19 OCTOBER LIVE CATTLE CONTRACT HIGH: 76.70 LOW: 67.55



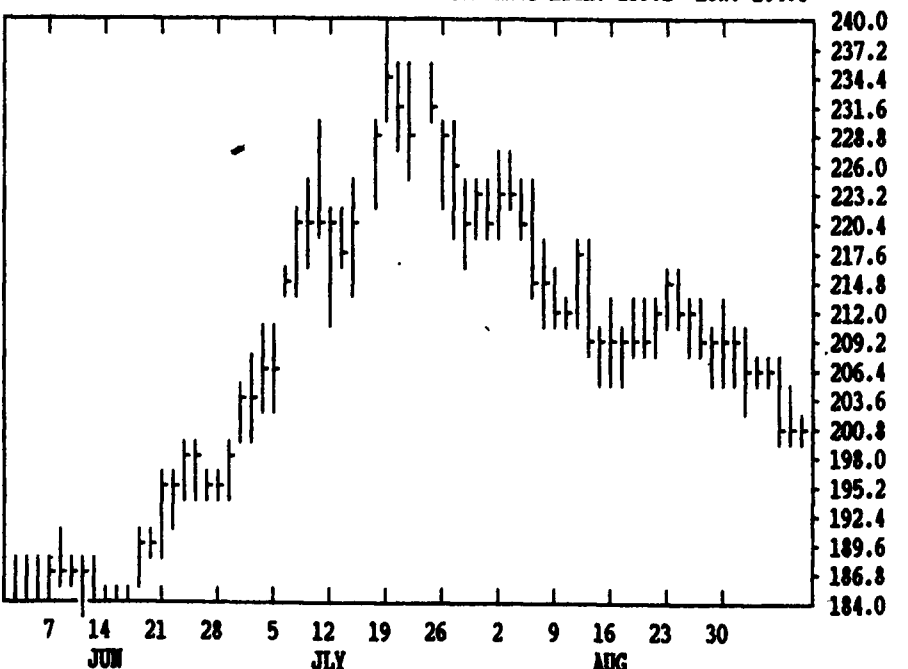
DTN FUTURES	13 09/03/93			DTN WEEKLY TECHNICAL SUMMARY				9/03/93	
	Past Week's (8/30-9/3)			August's		Current		Support	Resistance
	High	Low	Close	High	Low	Support	Resistance		
NEARBY WHEAT	313.00	301.25	301.75	317.00	298.00	286.50	335.00		
DEC WHEAT	320.00	309.25	310.25	324.5	307.00	299-307.00	329.75		
NEARBY KCWHT	322.75	311.25	315.00	318.00	303.00	283.00	332.50		
DEC KCWHT	319.75	310.75	312.00	320.00	307.00	307.00	329.75		
NEARBY NGBWT	343.00	323.00	336.00	338.00	307.00	312.50	345-366.00		
NEARBY CORN	234.5	225.25	229.5	243.5	228.00	226.00	247.75		
DEC CORN	242.5	233.5	236.75	250.00	236.00	225.25	243.75		
NAR CORN	251.00	242.25	245.00	257.25	244.25	232.75	250.50		
NEARBY OATS	138.5	131.5	132.5	145.5	133.75	128.75	148.75		
NEARBY BEANS	675.00	651.00	661.00	709.00	651.50	645.25	704.50		
NOV BEANS	681.00	654.00	663.25	709.00	648.00	640-644.00	694.00		
JAN BEANS	687.00	660.00	668.25	711.00	653.00	644-647.00	695.00		
NEARBY NEAL	212.2	206.0	207.9	231.20	208.0	199-207.50	222.70		
NEARBY BWOIL	24.06	23.22	23.79	24.47	22.83	22.85	25.50		
NEARBY LIVCT	76.35	74.425	76.25	76.85	73.425	72.60	78.10		
DEC LIVCT	76.10	74.85	75.95	76.40	74.025	74.25	76.65		
NEARBY FEDCT	87.575	85.85	87.225	89.50	86.25	85.975	89.675		
NEARBY LIVHG	48.25	46.50	48.225	51.50	45.125	45.25	52.85		
DEC LIVHG	48.175	45.90	48.00	48.10	44.00	45.15	???		
NEARBY PKBLS	52.30	49.50	52.10	52.050	37.05	40.825	55.30		

CORN				CHICAGO WHEAT				K.C. WHEAT			
SEP	DEC	NAR	MAY	SEP	DEC	NAR	MAY	SEP	DEC	NAR	MAY
2276	2360	2444	2496	3036	3126	3166	3122	3182	3136	3146	3070
2256	2346	2426	2484	2992	3080	3124	3090	3156	3096	3112	3050
2274*	2356*	2442*	2494*	2996*	3096*	3142*	3110*	3170*	3116*	3140*	3060*
+6	+12	+14	+12	-36	-22	-20	2	-16	-16	-12	-14
2484	2526	2524*	2482*	3060	3034	3000	3014*	3024	2990	3000*	3000*
+12	+12	+12	+10	-14	-14	-14	-14	3380	3380*	3380*	3380*
2446	2446	2444*	2444*	OATS				3500	3380	3380*	3380*
+10	+10	+10	+10	1324	1366	1416	1436	3294	3230	3254*	3254*
				1316	1354	1406	1432	3290	3234	3266*	3266*
				1324*	1362*	1412*	1436*	3150*	3150*	3150*	3150*
				+4	4	+4	+6	3090*	3090*	3090*	3090*
				2041	2052	2041	2042*	SOYBEAN OIL			
				-1	2028	2009	2011*	2340	2313	2321*	2321*
				-1	-2	-2	-2	2342	2317	2323*	2323*
				-3	2027	2005	2006*	2358	2336	2343*	2343*
				-3	-3	-3	-3	2364	2345	2352*	2352*
				-2	2029	2012	2013*	2373	2351	2360*	2360*
				-2	-2	-2	-2	2365	2355	2361*	2361*
				-1	2050	2033	2033*	2375	2355	2360*	2360*
				-1	-1	-1	-1	2356	2350	2350*	2350*
				+2	2062	2047	2050*	2356	2350	2350*	2350*
				+2	2055	2040	2040*	2356	2350	2350*	2350*
				0	0	0	0	2356	2350	2350*	2350*

DTN GRAINS 24 NOVEMBER SOYBEANS CONTRACT HIGH: 7.574 LOW: 5.554



DTN GRAINS 25 OCTOBER SOY NEAL CONTRACT HIGH: 239.2 LOW: 184.0



LIVE CATTLE				FEEDER CATTLE				LIVE HOGS			
SEP	DEC	NAR	MAY	SEP	DEC	NAR	MAY	SEP	DEC	NAR	MAY
7597	7602	7632	7695	8697	8700	8730	8625	4910	4910	4767	4570
7510	7532	7592	7657	8665	8645	8670	8585	4825	4830	4717	4535
7517*	7547*	7607*	7670*	8685*	8655*	8687*	8600*	4862*	4845*	4727*	4540*
-70	-45	-12	-20	-15	-40	-35	-40	-15	-55	-22	-15
7362	7240	7295	7277*	8405	8360	8317	8280*	4990	4950	4970*	4870*
7330	7225	7277*	7277*	8400*	8330	8280*	8280*	4970*	4970*	4970*	4870*
-15	0	-17	-17	-45	-30	-40	-40	0	0	0	0
7240	7295	7277*	7277*	8280*	8280*	8280*	8280*	4740*	4740*	4740*	4740*
0	-17	-17	-17	-20	-20	-20	-20	4390	4390	4390*	4390*
0	-17	-17	-17	9677	9647	9643	9622	5325	5260	5350	5355
7160	7110	7115	7159	9677	9647	9643	9622	5220	5180	5300	5285
7049	7100	7055	7149	9677	9647	9643	9622	5220	5180	5300	5285
7143*	7118*	7100*	7149*	9677	9647	9643	9622	5220	5180	5300	5285
+92	+92	+91	+74	-3	-7	-9	-11	+2	+2	-10	+10
15494	15396	15350	15314*	9598	9573	9573	9561*	5247	5180	5242*	5242*
15492	15366	15300	15314*	9598	9573	9573	9561*	5247	5180	5242*	5242*
+74	+74	+74	+74	-14	-14	-14	-14	0	0	0	0
15350	15300	15314*	15314*	9573	9561*	9561*	9561*	5247	5180	5242*	5242*
15314*	15314*	15314*	15314*	9561*	9561*	9561*	9561*	5247	5180	5242*	5242*
+74	+74	+74	+74	-14	-14	-14	-14	0	0	0	0
9480	9505	9640	9517	45875	45950	46020	46160	6250	6200	6180	6134
9480	9463	9517	9517	45435	45490	45650	45810	6241	6184	6145	6120
9488*	9502*	9525*	9525*	45775*	45855*	45945*	46025*	6252*	6200*	6163*	6134*
+18	+19	+23	+23	+110	+110	+125	+115	+60	+58	+58	+58