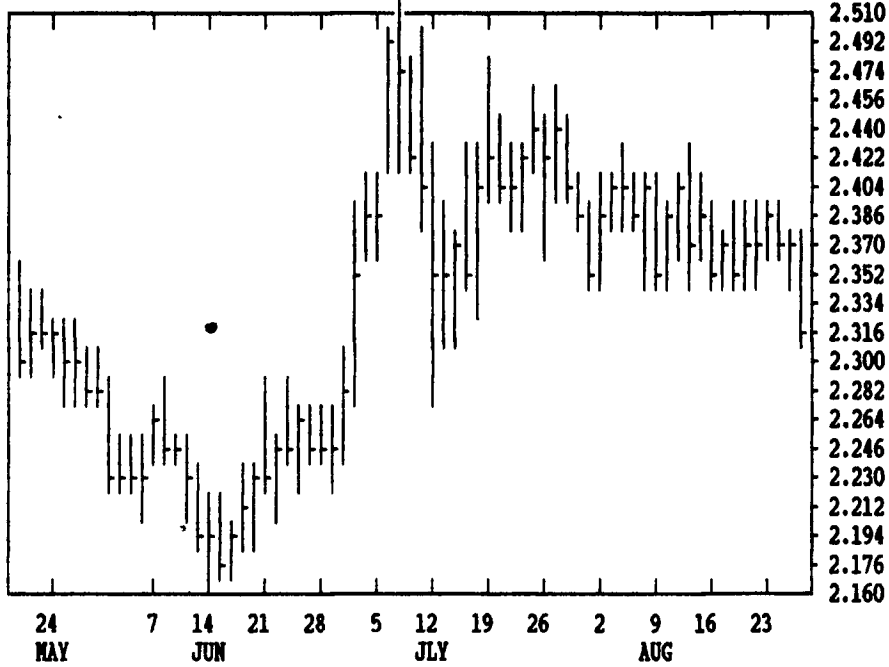


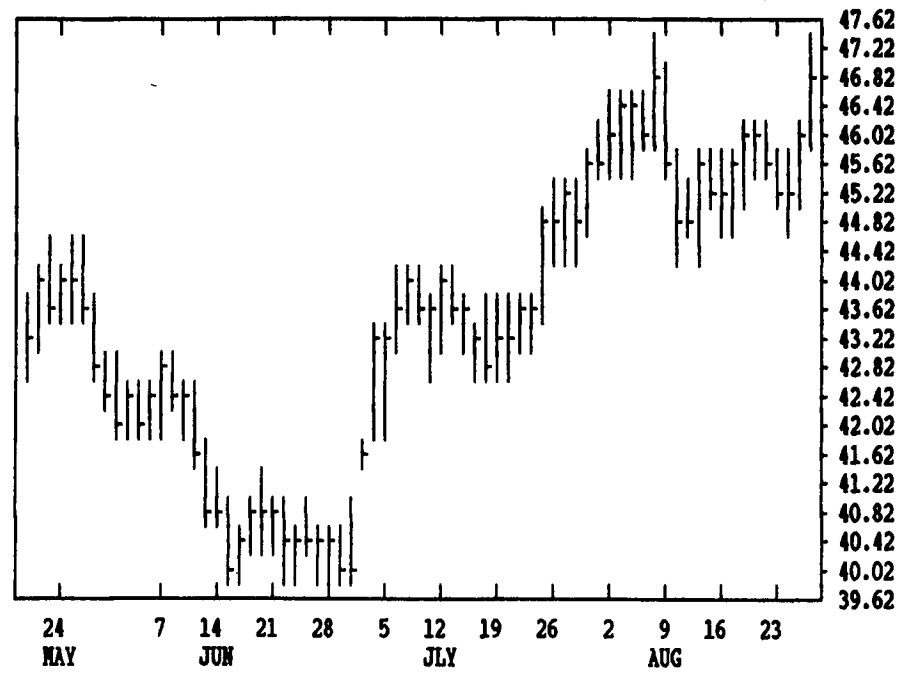
GRAIN, CATTLE AND HOG FUTURES MARKETS

(Closing bids: Thursday, August 26, 1993)

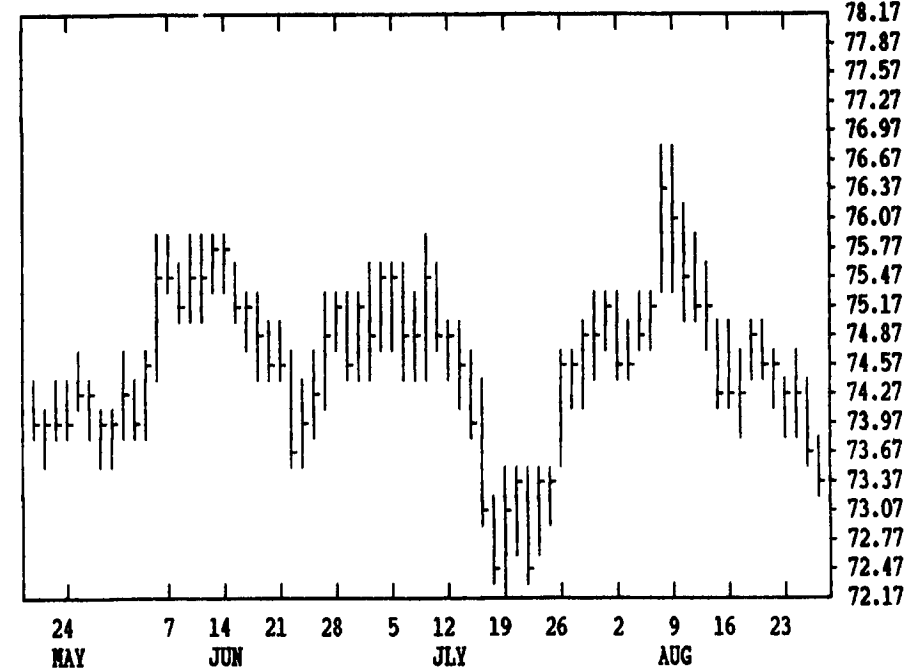
DTN GRAINS 18 SEPTEMBER CORN CONTRACT HIGH: 2.714 LOW: 2.176



DTN LIVESTOCK 18 OCTOBER LIVE HOGS CONTRACT HIGH: 47.15 LOW: 39.70



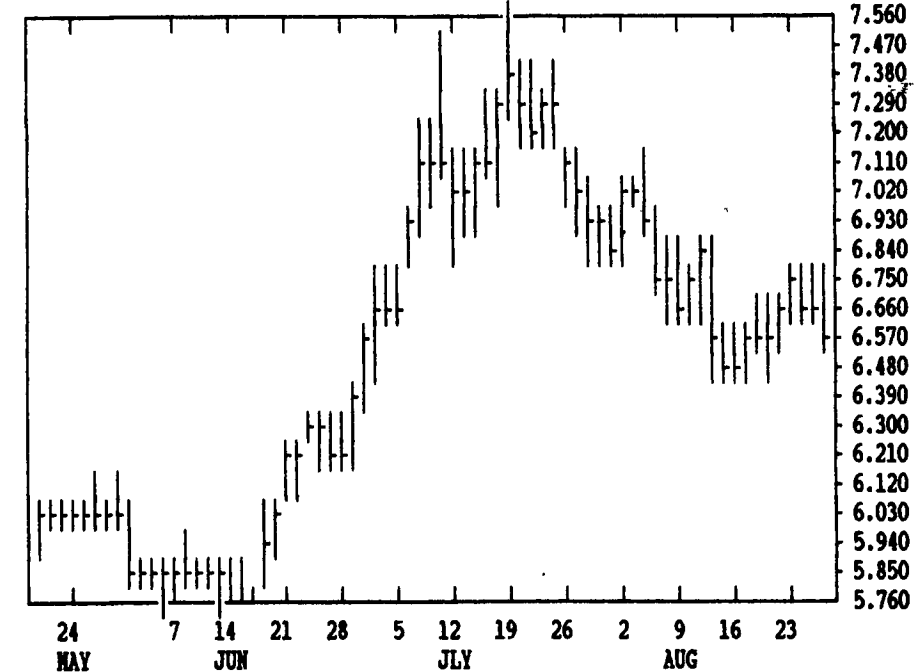
DTN LIVESTOCK 19 OCTOBER LIVE CATTLE CONTRACT HIGH: 76.70 LOW: 67.55



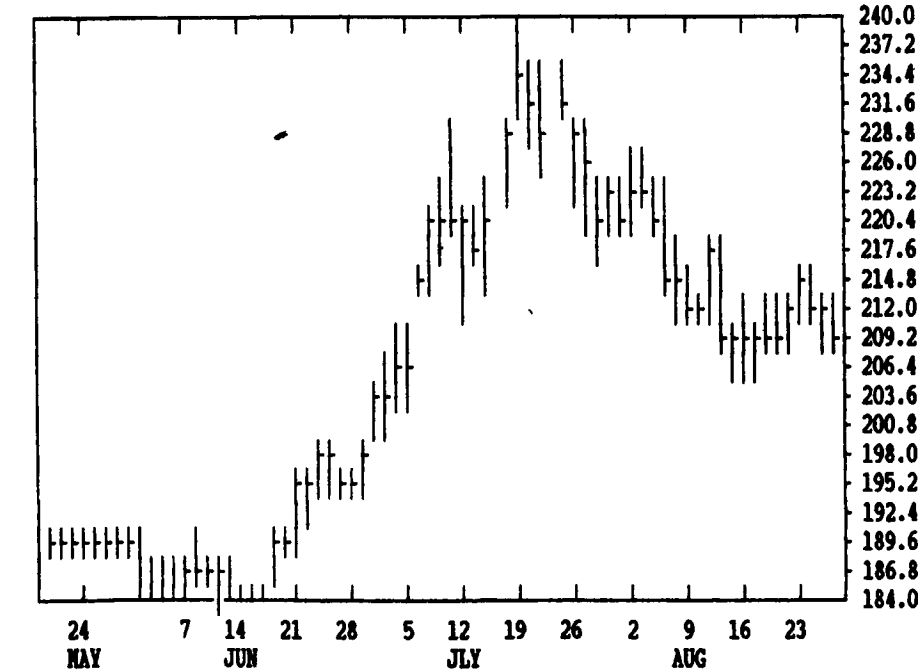
DTN FUTURES 13 08/26/93		TECHNICAL POINTS						SLOW STOCHASTIC				
PRICES ARE DECIMAL		MOVING AVERAGES			RSI'S			5 DAY		20 DAY		
CONTRACT	CLOSE	4-DAY	9-DAY	18-DAY	45-DAY	9DAY	14DAY	30DAY	%K	%D	%K	%D
WHEAT SEP	299.75	306.00	309.31	309.32	304.86	33.4	40.9	47.1	11	15	21	27
WHEAT DEC	309.00	313.44	316.06	316.35	313.92	36.3	42.3	47.2	14	16	20	26
KCWHT SEP	307.25	310.44	311.11	309.24	304.92	43.4	48.4	51.3	20	32	41	41
KCWHT DEC	307.50	311.94	313.92	313.83	312.26	34.6	41.3	47.0	8	17	20	25
NNWHT SEP	320.50	322.44	324.78	319.71	313.88	49.3	51.9	53.5	20	25	48	51
CORN SEP	233.00	236.37	236.78	238.11	238.06	35.1	41.0	47.2	22	38	20	21
CORN DEC	239.00	243.12	242.78	244.06	245.47	35.2	40.6	46.6	33	55	31	28
CORN MAR	247.75	251.25	250.42	251.46	252.49	38.4	42.9	47.5	38	57	36	30
OATS SEP	138.00	139.62	140.47	140.89	142.36	36.8	41.7	46.7	17	25	25	31
BEANS SEP	660.75	668.94	664.03	670.32	683.65	40.0	43.2	49.6	52	71	30	22
BEANS NOV	662.00	670.00	664.17	670.74	684.62	40.9	43.6	49.6	53	72	34	25
BEANS JAN	668.25	676.06	669.53	675.11	687.94	42.3	44.6	50.1	54	73	38	27
MEAL SEP	21.16	21.42	21.36	21.51	21.75	37.2	42.2	50.4	31	57	25	21
BNOIL SEP	23.26	23.51	23.35	23.56	23.90	42.5	45.0	49.8	31	56	41	32
CATTLE OCT	73.53	73.97	74.32	74.85	74.59	30.2	38.0	45.1	15	26	12	30
CATTLE DEC	74.18	74.76	75.11	75.32	75.31	26.3	34.8	44.0	14	24	14	32
FCTL OCT	85.45	85.76	86.00	86.25	85.79	36.5	43.4	49.6	27	30	26	43
HOGS OCT	47.03	45.95	45.83	45.84	44.38	69.4	65.9	61.5	72	54	55	55
HOGS DEC	46.43	45.91	45.78	45.78	44.90	62.8	60.3	57.7	45	55	59	58
PKBLS FEB	50.78	48.90	48.61	49.26	47.64	62.4	59.3	57.5	68	52	31	26

DTN FUTURES 02 08/27/93		DELAYED COMMODITY QUOTES						CENT. 05:13						
CORN		CHICAGO WHEAT				K.C. WHEAT								
HIGH	LOW	LAST	CHG	HIGH	LOW	LAST	CHG	HIGH	LOW	LAST	CHG			
SEP	2370	2322	2330*	-36	SEP	3046	2980	2996*	-54	SEP	3094	3064	3072*	-26
DEC	2440	2382	2390*	-46	DEC	3130	3070	3090*	-40	DEC	3106	3072	3074*	-44
MAR	2520	2470	2476*	-40	MAR	3160	3114	3134*	-26	MAR	3126	3100	3100*	-34
MAY	2570	2520	2526*	-36	MAY	3110	3080	3092*	-26	MAY	3070	3040	3044*	-24
JLY	2600	2552	2554*	-40	JLY	3014	2990	3002*	2	JLY	3010	2984	2994*	-20
SEP	2516	2490	2490*	-20	SEP	3050	3044	3050*	+4	MINN WHEAT				
DEC	2442	2412	2432*	0	OATS			SEP	3252	3202	3204*	-26		
MAR					SEP	1404	1380	1380*	-16	DEC	3204	3154	3162*	-40
MAY					DEC	1442	1414	1414*	-20	MAR	3264	3216	3222*	-36
					MAR	1480	1456	1456*	-20	MAY			3140*	-30
					MAY	1494	1484	1484*	-12	JLY	3100	3090	3090*	-30
					SOYBEAN MEAL			SOYBEAN OIL						
SEP	6740	6604	6606*	-92	SEP	2147	2113	2116*	-23	SEP	2368	2325	2326*	-19
NOV	6754	6610	6620*	-90	OCT	2129	2094	2096*	-28	OCT	2382	2340	2341*	-19
JAN	6814	6676	6682*	-86	DEC	2131	2093	2096*	-30	DEC	2408	2358	2359*	-25
MAR	6854	6730	6730*	-90	JAN	2130	2094	2094*	-32	JAN	2415	2370	2370*	-23
MAY	6870	6744	6750*	-76	MAR	2133	2097	2102*	-25	MAR	2425	2388	2388*	-19
JLY	6880	6760	6764*	-82	MAY	2133	2100	2102*	-23	MAY	2425	2388	2389*	-22
AUG	6820	6720	6720*	-66	JLY	2132	2106	2107*	-22	JLY	2425	2388	2388*	-23
SEP	6520	6450	6460*	-30	AUG	2090	2085	2088*	-15	AUG	2375	2373	2374*	-21
NOV	6260	6210	6220*	-4										
JAN														

DTN GRAINS 24 NOVEMBER SOYBEANS CONTRACT HIGH: 7.574 LOW: 5.554



DTN GRAINS 25 OCTOBER SOY MEAL CONTRACT HIGH: 239.2 LOW: 184.0



DTN FUTURES 03 08/27/93		DELAYED COMMODITY QUOTES						CENT. 05:13						
LIVE CATTLE		FEEDER CATTLE				LIVE HOGS								
HIGH	LOW	LAST	CHG	HIGH	LOW	LAST	CHG	HIGH	LOW	LAST	CHG			
OCT	7385	7342	7352*	-22	SEP				OCT	4712	4622	4702*	+105	
DEC	7472	7402	7417*	-50	OCT				DEC	4655	4610	4642*	+55	
FEB	7532	7475	7485*	-45	NOV				FEB	4560	4525	4542*	+10	
APR	7637	7590	7605*	-35	JAN				APR	4432	4400	4410*	+12	
JUN	7317	7280	7282*	-40	MAR				JUN	4910	4855	4880*	-25	
AUG	7212	7162	7167*	-42	APR				JLY	4805	4740	4785*	-20	
OCT	7270	7210	7210*	-20	MAY				AUG	4690	4640	4650*	-30	
DEC					AUG				OCT				0	
SWISS FRANC		EURODOLLAR				PORK BELLIES								
SEP	6829	6730	6803*	+60	SEP	9676	9674	9675*	+1	FEB	5077	4965	5077*	+200
DEC	6808	6734	6779*	+58	DEC	9650	9645	9649*	+2	MAR	5037	4925	5037*	+200
MAR			6767*	+57	MAR	9648	9643	9647*	+3	MAY	5140	5000	5140*	+200
BRITISH POUND		JUN				9627	9622	9625*	+3	JLY	5200	5000	5190*	+150
SEP	15140	14792	15108*	+312	SEP	9602	9596	9601*	+5	AUG	5160	5000	5160*	+190
DEC	15048	14776	15012*	+308	DEC	9563	9556	9560*	+6	FEB				
MAR	14970	14770	14942*	+306	S&P 500 INDEX			GERMAN MARK						
JAPANESE YEN		SEP	46365	45910	46120*	+10	SEP	6005	5920	5993*	+71			
SEP	9605	9476	9583*	+48	DEC	46450	45990	46205*	+15	DEC	5957	5878	5944*	+69
DEC	9612	9490	9592*	+47	MAR	46540	46090	46305*	+25	MAR	5912	5875	5908*	+68
MAR	9613	9607	9613*	+46	JUN	46640	46200	46405*	+25	JUN	5880		5880*	+67