

Line 436 Cart!

DISPLAY AT AG PROGRESS

MAVERLINE SILAGE CART

4 Sizes Available!

Larger than the "Best Seller" Model 430

Larger Size For The Larger Herd

436 Bushel Capacity

4 Sizes Available: 420, 424, 430 & 436

Extension Sidekit available to increase

the capacity on all models

ALSO AVAILABLE

Ritchie
WATER THAT
WON'T QUIT.



THE CHEAPEST THING
TO GIVE YOUR COWS...
WATER


FOR MORE MILK!!!

Give your cows
 lots of water
 from Ritchie
 Energy free units

Water Is Cheaper
Than Feed!



Recapping Your Ritchie Fountains
Makes Sense... And Saves Money!




3 Cattle Fountain
 Designed for big service in small pens
 Waters up to 100 head
 Part No. 11255
 17" x 28 1/2" x 26" high
 Electric (536W, CSA approved) or Gas


2AC Multi-Purpose Fountain
 Waters calves, sheep and goats. Perfect for box stalls, small lots or fencelines
 Waters up to 40 cattle/100 calves
 Part No. 12295
 10" x 24" x 18" high
 Electric (286W, CSA approved)



Model CT1 Cattle One-Drink
 Part No. 16271
 18" x 20 1/4" x 19"
 Capacity: 50 cattle



Model CT2 Cattle Two-Drink
 Part No. 16299
 23 1/4" x 24" x 19"
 Capacity: 100 cattle



Model CT4 Cattle Four-Drink
 Part No. 16300
 23 1/4" x 35" x 19"
 Capacity: 200 cattle

RYDER SUPPLY
 SYSTEM RIGHT

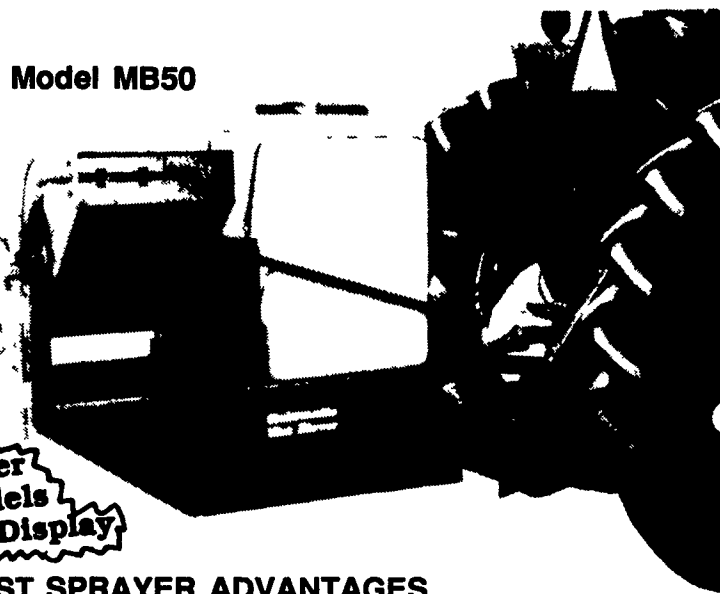
RYDER SUPPLY
 CO

Automatic

MIST SPRAYER

Row Crops, Vegetables, Orchards And Trees

Model MB50



Other Models On Display

MIST SPRAYER ADVANTAGES

1. ROTARY ATOMIZATION distributes an even size droplet spectrum that greatly improves penetration and coverage.
2. LOW FIRST COST compared with conventional sprayers with the same acreage capabilities.
3. COST LESS TO OPERATE: 50-90% savings on diluent. Water swaths at higher speeds with less tank fillings. Save a bundle on fuel.
4. SAVE ON COSTLY CHEMICAL. More complete coverage with 25-50% less chemical compared with conventional dilute solution sprayers.
5. LOW MAINTENANCE. Simple design with few moving parts means little upkeep. No down time due to repairs or plugged nozzles.
6. MORE EFFICIENT CONTROL as a result of fine particle efficiency through distribution of chemical.
7. COMPACT UNIT — use of smaller tractors and no booms to contend with.

GLASBORD®

DOES A TOP JOB
GRADE B AT LESS COST
NO MORE PAINTING!



Kemlite's GLASBORD®
 frp wall panel cleans up easy!

- Moistureproof ■ Shatterproof ■ Will not rot or mildew
- Rustproof ■ Stain resistant ■ Cleans simply/quickly
- Dentproof ■ Odorfree ■ U.S.D.A. accepted

Glasbord panel is a tough, semi-rigid wall lining material of fiberglass reinforced plastic — superior to metal and painted finishes. It installs easily in any type construction and is suitable for building new or refurbishing. Available in a variety of sizes, complete with all accessories. Also available with low smoke development, fire retardant properties. Ask about low smoke Fire-X Glasbord paneling.

ACCESSORIES: Vinyl moldings are available. They add to the finished appearance and aid in making a watertight installation.



DRIVE RIVET
 You can expand them into solid furring strips, masonry walls or any other rigid backing.

639 Falling Spring Road
 P.O. Box 219
 Chambersburg, PA 17201-0219
 Phone 717 263 0111