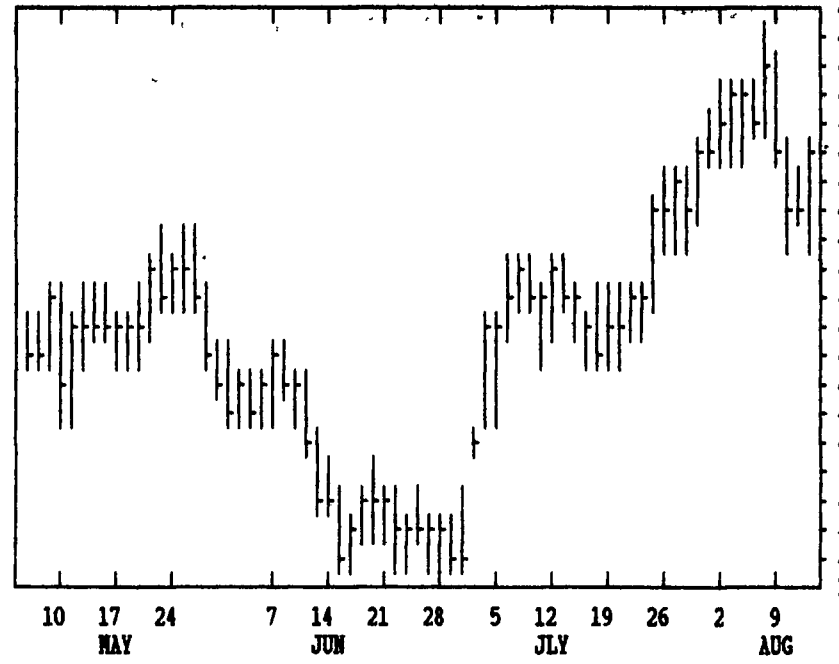
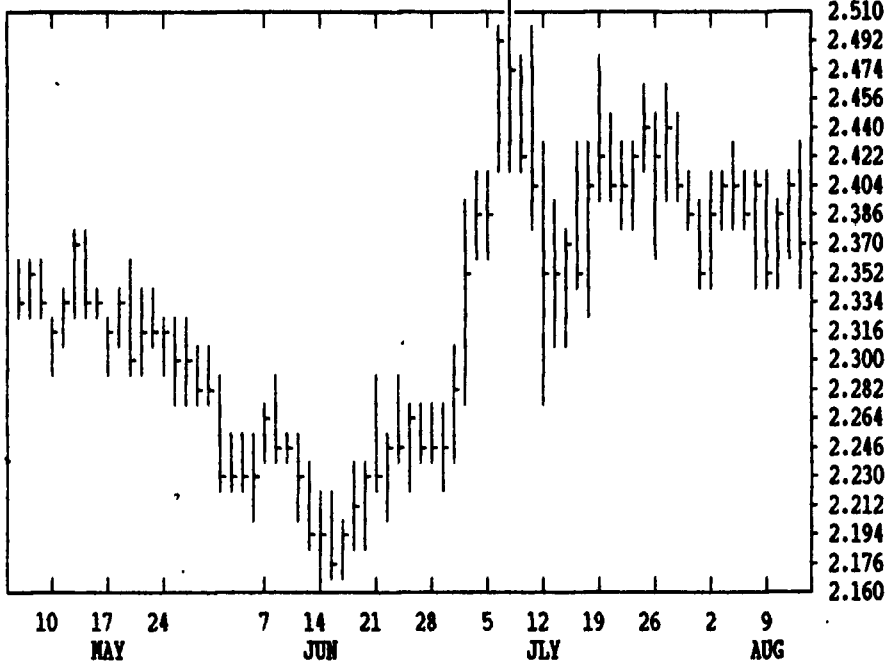


# GRAIN, CATTLE AND HOG FUTURES MARKETS

(Closing bids: Thursday, August 12, 1993)

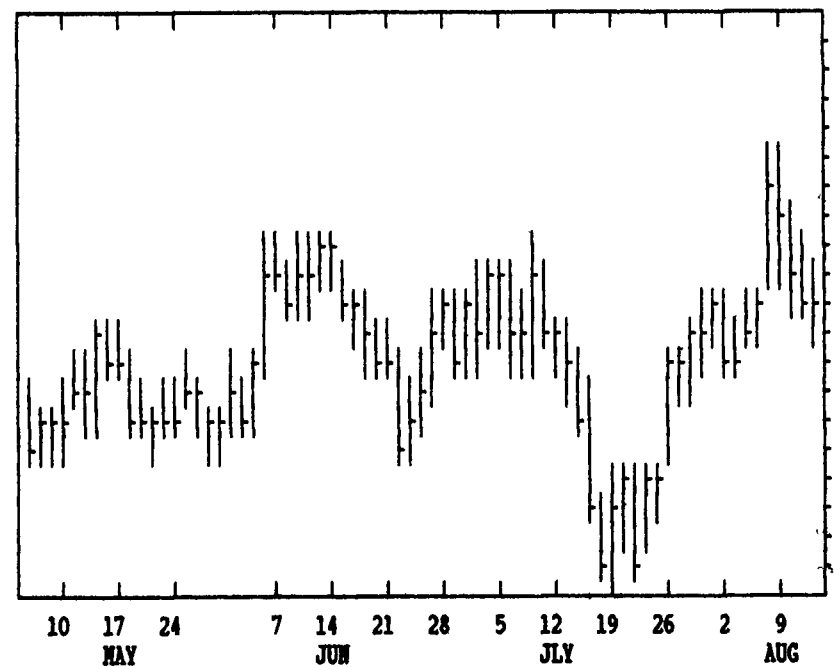
DTN GRAINS 18 SEPTEMBER CORN

CONTRACT HIGH: 2.714 LOW: 2.176



DTN LIVESTOCK 19 OCTOBER LIVE CATTLE

CONTRACT HIGH: 76.70 LOW: 67.55



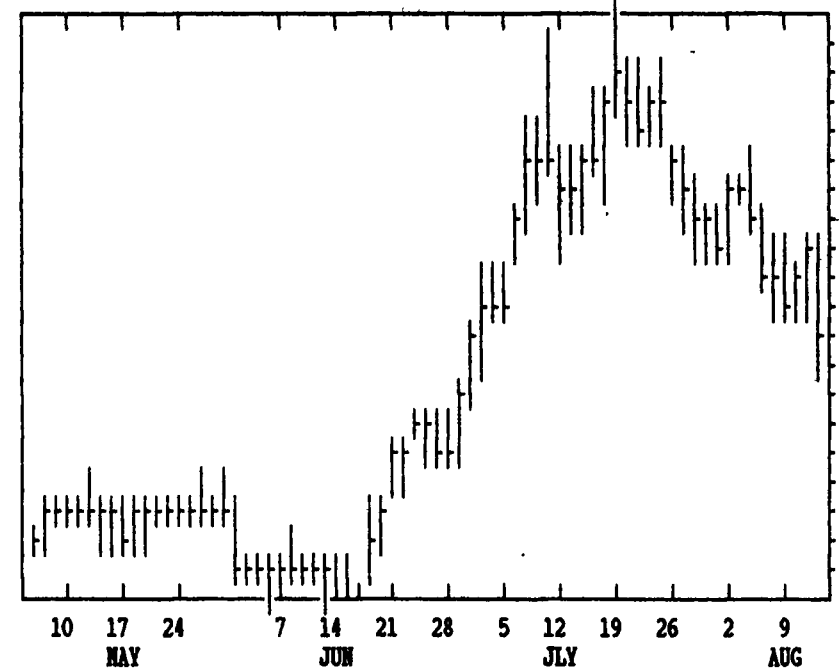
DTN FUTURES	13 08/06/93			DTN WEEKLY TECHNICAL SUMMARY				8/06/93	
	Past Week's(8/2-8/6)			JULY'S		Current		Support	Resistance
	High	Low	Close	High	Low				
NEARBY WHEAT	313.5	303.00	309.00	331.00	286.5		282.25	342.25	
DEC WHEAT	320.5	311.5	316.5	334.00	297.75		306.00	332.25	
NEARBY KCWHT	311.00	303.00	307.00	325.5	284.00		281.50	325.50	
DEC KCWHT	318.00	310.5	313.75	332.00	295.00		293.25	331.50	
NEARBY NGEWT	319.5	309.00	316.25	343.25	288.75		289.00	343.25	
NEARBY CORN	242.25	235.00	241.00	251.00	229.5		226.00	249.25	
DEC CORN	248.5	240.00	246.00	261.00	239.00		238.65	252.75	
MAR CORN	255.5	248.00	253.5	266.5	246.25		238.75	266.50	
NEARBY OATS	145.5	137.25	141.00	154.00	139.5		131.00	150.20	
NEARBY BEANS	709.00	670.5	683.5	754.5	645.00		666.00	754.50	
SEP BEANS	708.00	668.00	679.25	756.5	648.00		643-665.75	756.50	
NOV BEANS	709.00	667.00	679.00	757.5	647.5		640-667.50	757.50	
NEARBY NEAL	231.2	217.2	219.8	241.5	200.7		214-217.00	249.00	
NEARBY BNOIL	24.38	23.25	23.74	25.78	23.03		22.83	26.00	
NEARBY LIVCT	76.735	75.30	76.635	75.95	72.135		72.375	78.20	
OCT LIVCT	76.60	74.60	76.575	75.70	72.485		74.525	78.225	
NEARBY FEDCT	89.50	87.30	89.35	88.65	85.30		85.50	91.10	
NEARBY LIVHG	50.20	48.65	49.35	49.235	46.10		46.90	53.475	
OCT LIVHG	47.15	45.60	47.10	46.05	41.80		43.60	???	
NEARBY PKBL	47.30	43.50	45.40	45.735	33.60		33.25	52.625	

DTN FUTURES	02 08/13/93				DELAYED COMMODITY QUOTES				CENT. 06:20					
	CORN				CHICAGO WHEAT				K.C. WHEAT					
	HIGH	LOW	LAST	CHG	HIGH	LOW	LAST	CHG	HIGH	LOW	LAST	CHG		
SEP	2434	2360	2376*	-30	SEP	3154	3044	3050*	-84	SEP	3112	3036	3040*	-56
DEC	2500	2410	2442*	-30	DEC	3214	3110	3114*	-94	DEC	3180	3100	3102*	-62
MAR	2572	2484	2512*	-34	MAR	3240	3140	3144*	-86	MAR	3210	3126	3136*	-50
MAY	2620	2540	2562*	-30	MAY	3154	3080	3080*	-84	MAY	3090	3080	3082*	-36
JLY	2634	2562	2582*	-32	JLY	3034	2964	2964*	-64	JLY	3030	3002	3002*	-32
SEP	2532	2514	2516*	2	SEP	3020	3020	3020*	-42	MINN WHEAT				
DEC	2470	2434	2444*	0	OATS				SEP	3190	3090	3090*	-80	
MAR					SEP	1446	1394	1412*	-16	DEC	3224	3120	3122*	-84
MAY					DEC	1492	1440	1454*	-26	MAR	3250	3164	3164*	-84
					MAR	1536	1490	1496*	-30	MAY			3090*	-80
					MAY	1542	1510	1514*	-30	SOYBEAN OIL				
					SOYBEAN NEAL				AUG	2400	2300	2318*	-72	
					AUG	2204	2124	2138*	-56	SEP	2415	2305	2317*	-76
					SEP	2188	2094	2106*	-63	OCT	2425	2315	2330*	-76
					OCT	2170	2085	2099*	-71	DEC	2451	2330	2349*	-81
					DEC	2170	2080	2094*	-63	JAN	2458	2359	2359*	-82
					JAN	2145	2078	2090*	-60	MAR	2465	2365	2373*	-82
					MAR	2138	2078	2085*	-52	MAY	2470	2370	2378*	-81
					MAY	2120	2065	2083*	-39	JLY	2470	2370	2380*	-80
					JLY	2110	2063	2075*	-27					

DTN FUTURES	03 08/13/93				DELAYED COMMODITY QUOTES				CENT. 06:20				
	LIVE CATTLE				FEEDER CATTLE				LIVE HOGS				
	HIGH	LOW	LAST	CHG	HIGH	LOW	LAST	CHG	HIGH	LOW	LAST	CHG	
AUG	7590	7550	7562*	-30	AUG	8910	8845	8892*	+5	AUG	4950	4840	4945*+100
OCT	7545	7490	7522*	-15	SEP	8760	8700	8742*	+2	OCT	4557	4465	4555* +62
DEC	7565	7525	7560*	+12	OCT	8685	8630	8665*	-2	DEC	4547	4457	4537* +70
FEB	7595	7565	7592*	+5	NOV	8747	8695	8747*	+12	FEB	4545	4450	4522* +72
APR	7697	7670	7697*	+2	JAN	8660	8615	8650*	0	APR	4410	4340	4405* +65
JUN	7370	7350	7360*	0	MAR	8497	8460	8497*	+17	JUN	4950	4890	4902* +42
AUG	7230	7225	7225*	+2	APR	8450	8430	8450*	+10	JLY	4845	4800	4815* +25
OCT					MAY	8365	8355	8365*	0	AUG	4710	4700	4700* +32
					EURODOLLAR				PORK BELLIES				
					SEP	9670	9668	9668*	+1	AUG	4197	4050	4170* +2
					DEC	9634	9628	9632*	+4	FEB	4902	4750	4817* +27
					MAR	9628	9620	9624*	+4	MAR	4855	4720	4767* +37
					JUN	9600	9594	9595*	+3	MAY	4970	4795	4850* +50
					SEP	9570	9564	9565*	+3	JLY	4995	4995	4995* +95
					DEC	9525	9517	9521*	+3	AUG	4940		4940* +40
					S&P 500 INDEX				GERMAN MARK				
					SEP	45220	44760	44965*	-95	SEP	5817	5779	5812* +24
					DEC	45300	44845	45050*+100		DEC	5775	5734	5766* +24
					MAR	45405	44960	45160* -90		MAR	5735	5705	5734* +24
					JUN	45515	45070	45285* -75		JUN	5712		5712* +24

DTN GRAINS 24 NOVEMBER SOYBEANS

CONTRACT HIGH: 7.574 LOW: 5.554



DTN GRAINS 25 OCTOBER SOY NEAL

CONTRACT HIGH: 239.2 LOW: 184.0

