GRAIN, CATTLE AND HOG FUTURES MARKETS

(Closing bids: Thursday, July 29, 1993)

DTN GRAINS 18 SEPTEMBER CORN CONTRACT HIGH: 2.714 LOW: 2.176

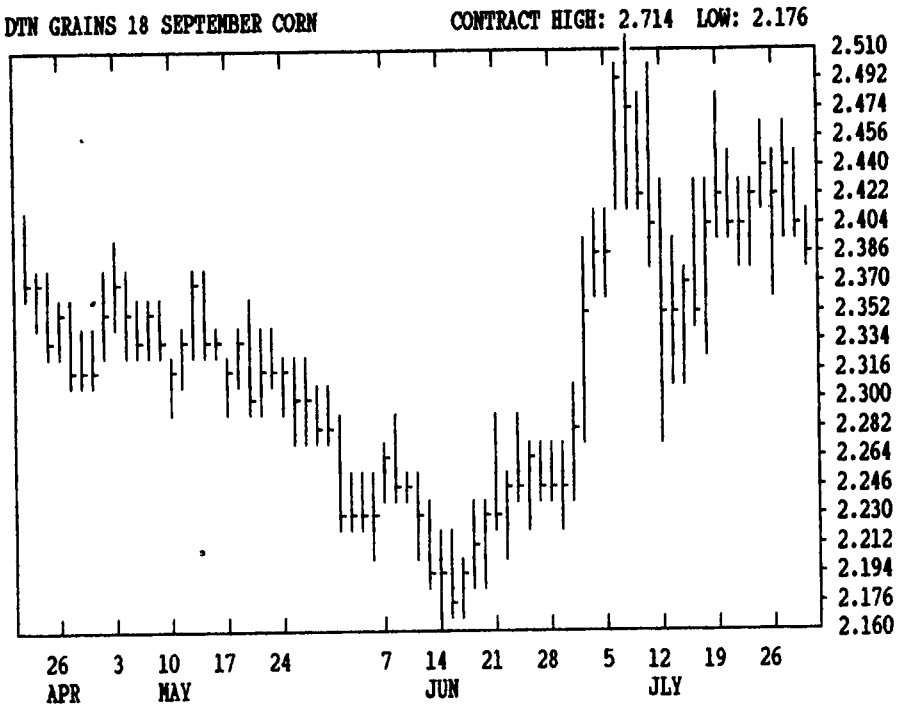

DTN LIVESTOCK 18 OCTOBER LIVE HOGS CONTRACT HIGH: 46.45 LOW: 39.70

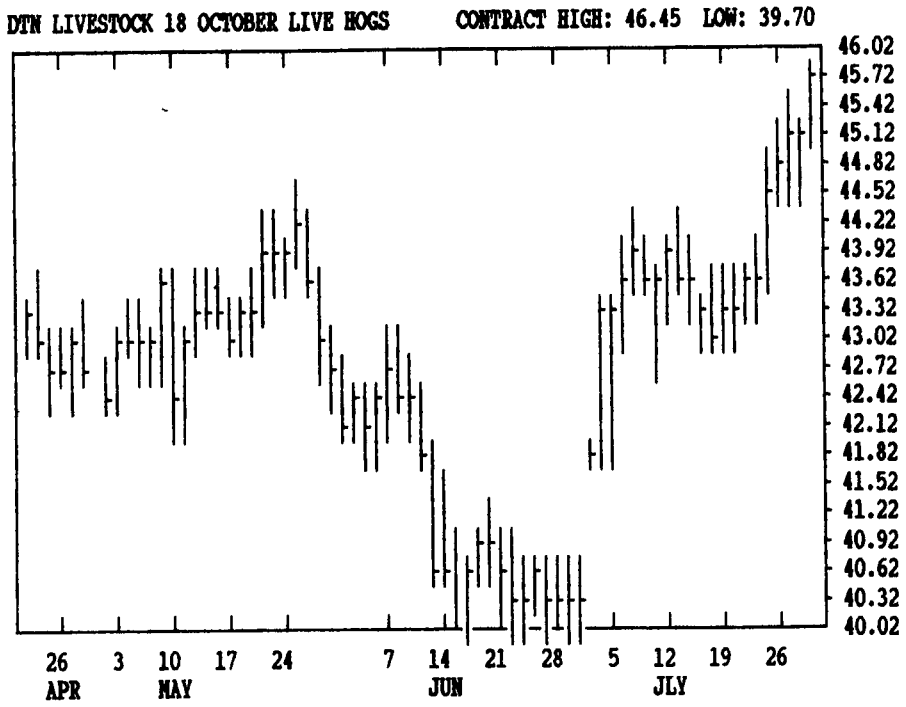

DTN LIVESTOCK 19 AUGUST LIVE CATTLE CONTRACT HIGH: 76.00 LOW: 71.05

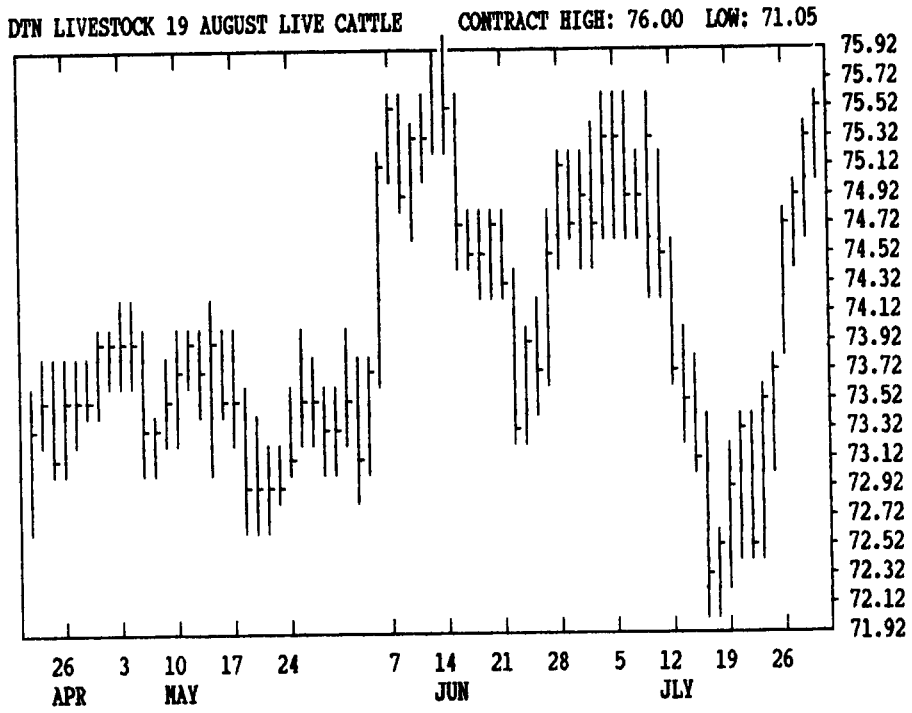

DTN GRAINS 23 AUGUST SOYBEANS CONTRACT HIGH: 7.544 LOW: 5.510

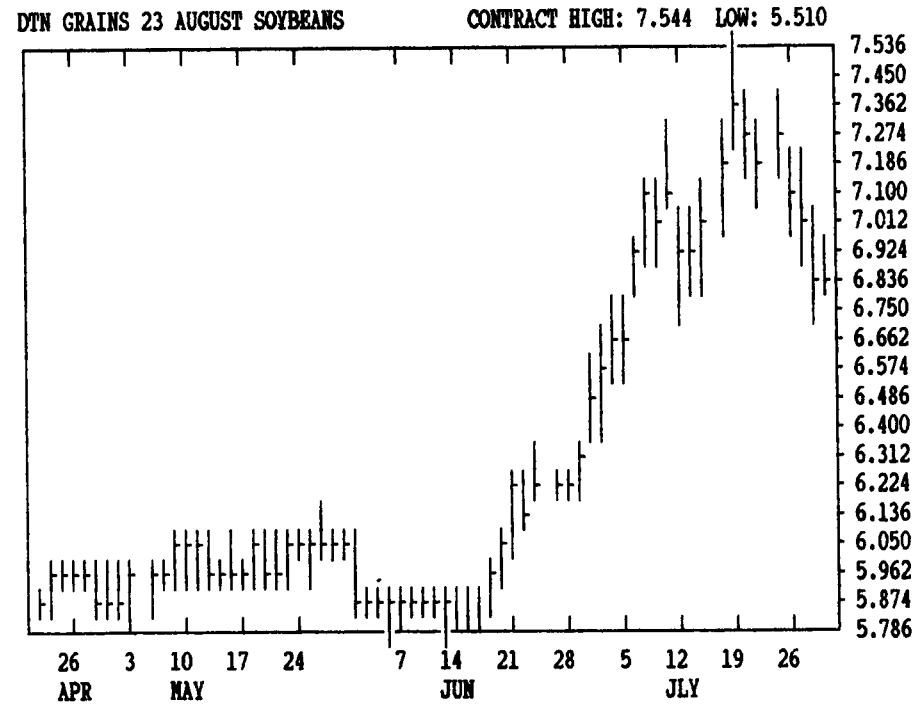

DTN GRAINS 25 AUGUST SOY MEAL CONTRACT HIGH: 241.5 LOW: 180.1

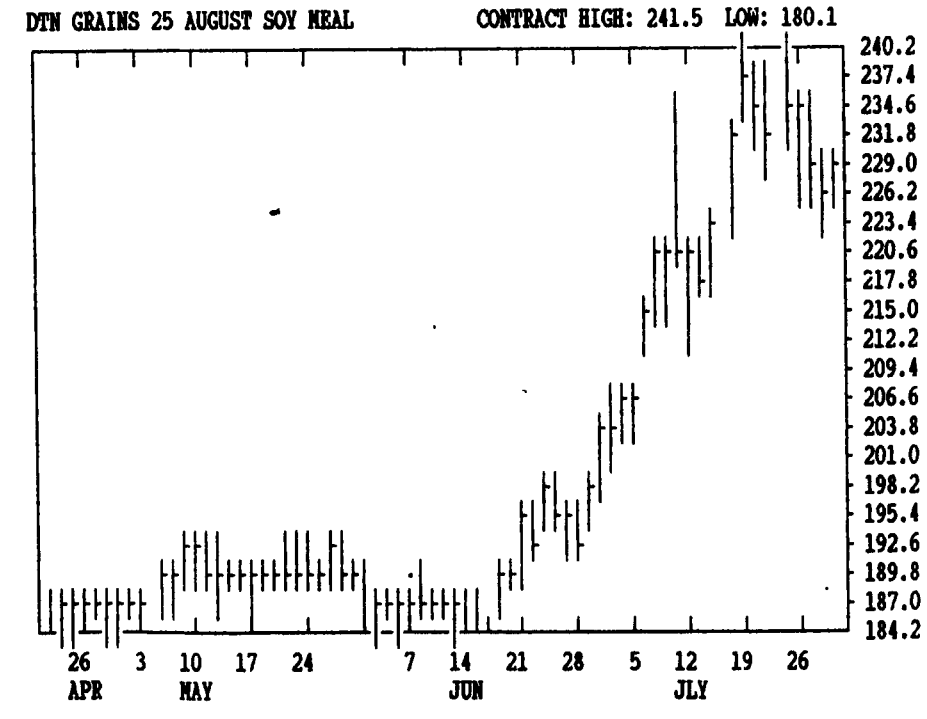

DTN FUTURES 13 07/29/93 TECHNICAL POINTS

PRICES ARE DECIMAL			MOVING AVERAGES			RSI'S			SLOW STOCHASTIC 5 DAY		20 DAY	
CONTRACT		CLOSE	4-DAY	9-DAY	18-DAY	45-DAY	9DAY	14DAY	30DAY	%K	%D	%K	%D
WHEAT	SEP	308.50	315.56	312.28	305.69	295.70	52.5	55.0	53.9	37	61	74	75
WHEAT	DEC	317.00	324.12	321.67	316.07	306.67	50.4	53.4	53.0	41	64	76	76
KCWHT	SEP	309.00	316.81	313.11	306.96	296.63	51.7	54.5	54.1	48	72	84	87
KCWHT	DEC	316.25	323.25	320.78	315.81	305.88	50.3	53.7	53.6	41	64	82	85
MNWHT	SEP	313.75	328.37	325.72	316.89	301.01	46.1	51.1	53.3	33	62	79	90
CORN	SEP	239.00	242.06	242.22	241.46	231.88	47.7	52.1	53.4	42	56	66	69
CORN	DEC	244.75	247.37	249.39	249.87	239.91	43.1	48.6	51.8	37	44	52	61
CORN	MAR	251.75	253.94	256.11	256.50	246.94	43.4	48.9	51.2	29	36	52	62
OATS	SEP	143.25	145.62	144.92	145.29	140.25	46.3	50.1	51.3	46	66	56	57
BEANS	AUG	689.75	698.00	714.56	710.36	649.18	43.1	51.9	58.9	15	17	59	71
BEANS	SEP	692.00	699.00	715.50	711.83	649.08	44.1	52.4	59.2	16	18	58	70
BEANS	NOV	692.75	698.94	715.61	713.07	650.14	43.9	52.4	59.1	15	17	58	70
MEAL	AUG	228.30	229.75	232.69	227.50	206.03	56.0	62.3	66.5	22	31	76	82
BNOIL	AUG	23.19	23.43	24.06	24.36	22.75	33.4	43.4	52.4	8	9	34	53
CATTLE	AUG	75.57	75.11	74.06	73.98	74.31	67.3	61.3	56.6	98	97	79	54
CATTLE	OCT	75.07	74.78	73.88	74.16	74.58	62.0	57.0	53.8	97	94	62	41
FCTL	AUG	87.45	87.31	86.59	86.73	86.90	59.7	56.2	55.2	91	87	54	37
HOGS	AUG	49.00	48.12	47.65	47.45	46.98	69.2	63.6	56.3	79	75	83	74
HOGS	OCT	45.88	45.27	44.44	44.04	42.54	80.2	74.0	63.6	91	89	96	92
PKBLS	AUG	44.23	43.24	41.86	39.59	36.95	72.7	69.4	60.4	84	85	95	94

LIVE CATTLE

	HIGH	LOW	LAST	CHG
AUG	7560	7510	7557*	+27
OCT	7510	7470	7507*	+20
DEC	7547	7490	7507*	-17
FEB	7565	7510	7535*	-2
APR	7665	7620	7635*	-2
JUN	7350	7305	7307*	-20
AUG	7250	7205	7205*	-7
OCT				

FEEDER CATTLE

	HIGH	LOW	LAST	CHG
AUG	8780	8705	8745*	-15
SEP	8670	8610	8640*	-15
OCT	8605	8545	8560*	-25
NOV	8645	8600	8625*	-12
JAN	8575	8550	8575*	-10
MAR	8385	8380	8385*	-2
APR			8335*	0
MAY	8280		8280*	0

LIVE HOGS

	HIGH	LOW	LAST	CHG
AUG	4907	4800	4900*	+120
OCT	4590	4510	4587*	+80
DEC	4695	4607	4687*	+75
FEB	4655	4620	4650*	+2
APR	4500	4480	4492*	-2
JUN	4997	4975	4982*	+7
JLY	4880	4860	4860*	-15
AUG				

SWISS FRANC

	HIGH	LOW	LAST	CHG
SEP	6565	6530	6522*	-79
DEC	6599	6599	6503*	-80
MAR	6530	6495	6495*	-80

EURODOLLAR

	HIGH	LOW	LAST	CHG
SEP	9667	9665	9666*	+7
DEC	9623	9621	9623*	+11
MAR	9611	9610	9611*	+13
JUN	9598	9567	9582*	+14
SEP	9554	9541	9552*	+12
DEC	9511	9499	9509*	+11

PORK BELLIES

	HIGH	LOW	LAST	CHG
AUG	4422	4185	4422*	+200
FEB	5247	5010	5240*	+192
MAR	5190	4965	5190*	+200
MAY	5330	5160	5330*	+180
JLY	5232		5232*	+102
AUG	5350		5350*	+100

BRITISH POUND

	HIGH	LOW	LAST	CHG
SEP	14796	14728	14760*	-138
DEC	14668	14668	14680*	-134
MAR		14610	14626*	-130

S&P 500 INDEX

	HIGH	LOW	LAST	CHG
SEP	45150	44790	45035*	+235
DEC	45230	44885	45125*	+230
MAR			45235*	+225
JUN		45335	45335*	+175

GERMAN MARK

	HIGH	LOW	LAST	CHG
SEP	5735	5705	5714*	-79
DEC	5662	5662	5666*	-81
MAR			5634*	-82
JUN		5611	5611*	-83

JAPANESE YEN

	HIGH	LOW	LAST	CHG
SEP	9580	9403	9389*	-46
DEC	9550	9506	9396*	-49
MAR		9417	9417*	-51

CORN

	HIGH	LOW	LAST	CHG
SEP	2410	2386	2390*	-22
DEC	2472	2442	2446*	-16
MAR	2540	2514	2516*	-12
MAY	2582	2564	2566*	-12
JLY	2596	2576	2584*	-6
SEP	2480	2464	2464*	-10
DEC	2406	2382	2390*	-22
MAR				
MAY				

CHICAGO WHEAT

	HIGH	LOW	LAST	CHG
SEP	3150	3070	3084*	-72
DEC	3240	3150	3170*	-60
MAR	3260	3182	3200*	-60
MAY	3200	3132	3140*	-44
JLY	3084	3024	3036*	-36
SEP	3066	3066	3066*	-42

K.C. WHEAT

	HIGH	LOW	LAST	CHG
SEP	3162	3070	3090*	-64
DEC	3206	3140	3162*	-54
MAR	3236	3174	3190*	-52
MAY	3170	3110	3110*	-52
JLY	3084	3024	3042*	-32

MINN WHEAT

	HIGH	LOW	LAST	CHG
SEP	3220	3114	3136*	-112
DEC	3256	3174	3194*	-74
MAR	3290	3244	3244*	-74
MAY			3180*	-100
JLY				

OATS

	HIGH	LOW	LAST	CHG
SEP	1452	1424	1432*	-12
DEC	1506	1480	1486*	-10
MAR	1546	1526	1534*	-4
MAY	1564	1540	1550*	4

SOYBEANS

	HIGH	LOW	LAST	CHG
AUG	6934	6840	6896*	+10
SEP	6944	6850	6920*	+20
NOV	6950	6850	6926*	+20
JAN	6984	6890	6954*	+20
MAR	7000	6920	6972*	+12
MAY	7000	6910	6974*	+24
JLY	7000	6910	6974*	+24
AUG	6870	6830	6852*	+12
SEP	6540	6490	6510*	-10
NOV	6270	6214	6244*	-20

SOYBEAN MEAL

	HIGH	LOW	LAST	CHG
AUG	2292	2258	2283*	+19
SEP	2262	2226	2251*	+12
OCT	2240	2208	2231*	+14
DEC	2232	2200	2222*	+8
JAN	2215	2190	2212*	+4
MAR	2205	2180	2197*	+7
MAY	2180	2160	2180*	+17
JLY	2170	2150	2150*	+7

SOYBEAN OIL

	HIGH	LOW	LAST	CHG
AUG	2330	2303	2319*	+6
SEP	2345	2318	2334*	+7
OCT	2358	2330	2348*	+7
DEC	2382	2354	2369*	+3
JAN	2385	2365	2373*	0
MAR	2395	2375	2385*	-3
MAY	2400	2380	2390*	-5
JLY	2403	2385	2388*	-9