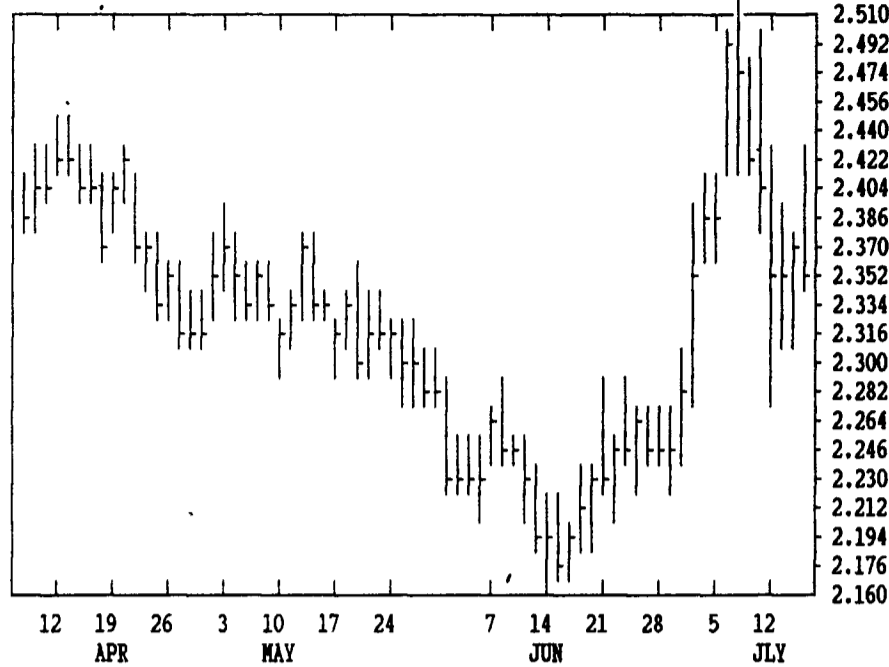


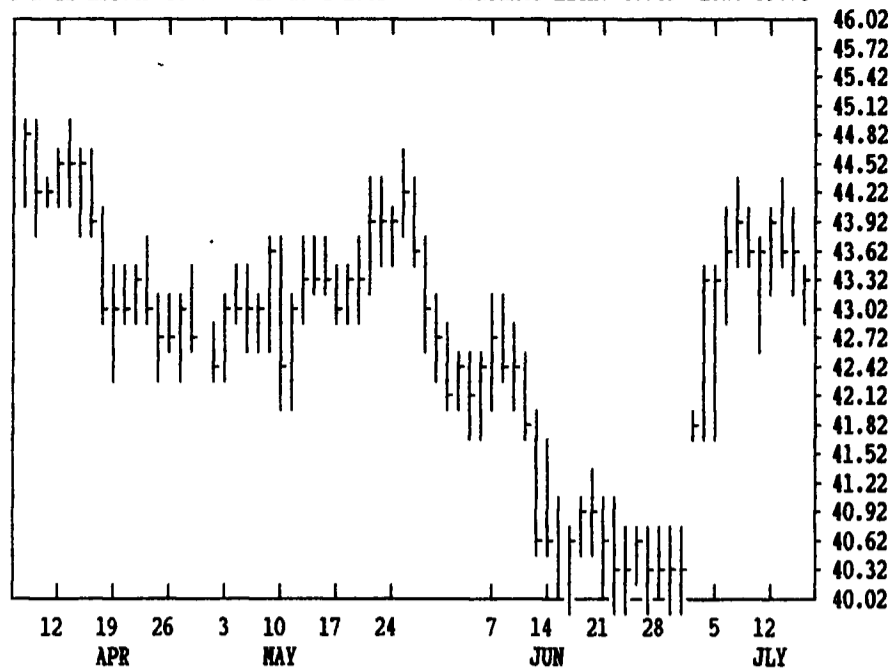
# GRAIN, CATTLE AND HOG FUTURES MARKETS

(Closing bids: Thursday, July 15, 1993)

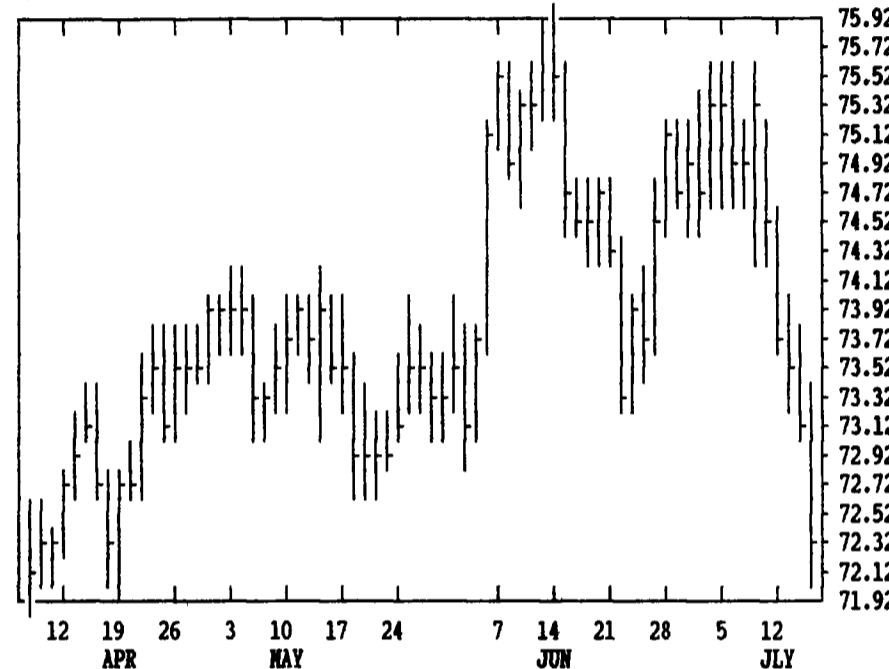
DTN GRAINS 16 SEPTEMBER CORN CONTRACT HIGH: 2.714 LOW: 2.176



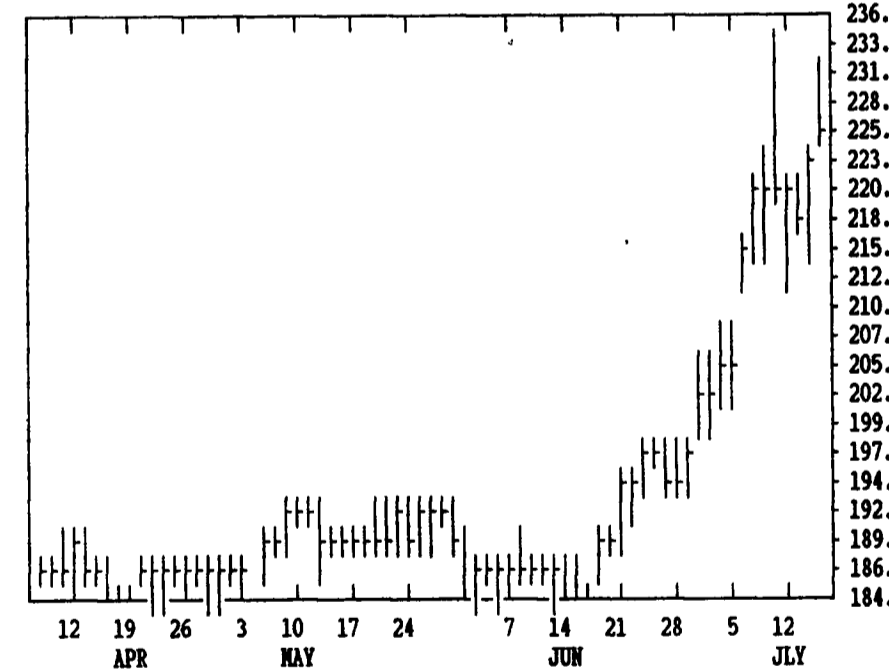
DTN LIVESTOCK 18 OCTOBER LIVE HOGS CONTRACT HIGH: 46.45 LOW: 39.70



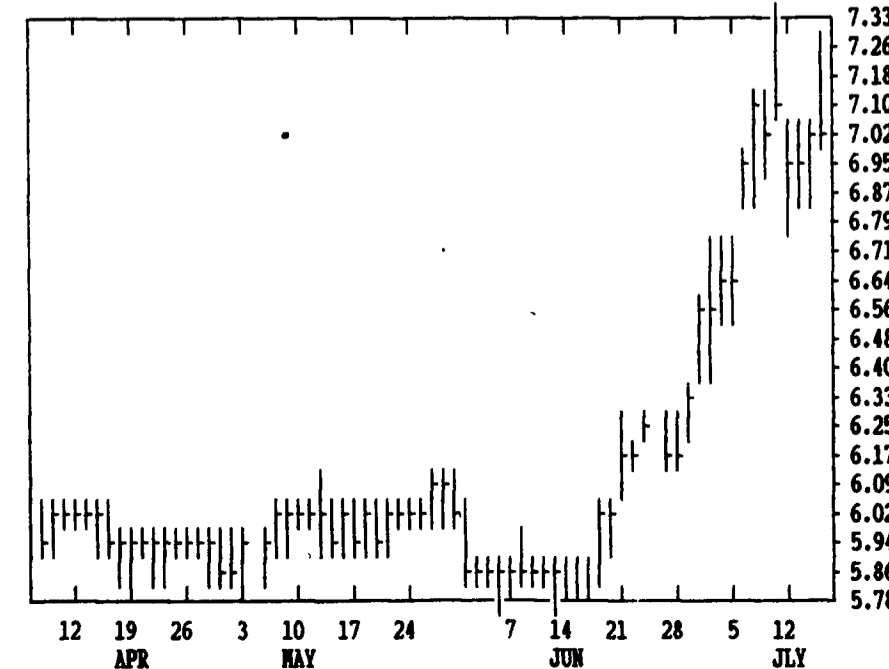
DTN LIVESTOCK 19 AUGUST LIVE CATTLE CONTRACT HIGH: 76.00 LOW: 71.05



DTN GRAINS 23 AUGUST SOY MEAL CONTRACT HIGH: 235.5 LOW: 180.1



DTN GRAINS 21 AUGUST SOYBEANS CONTRACT HIGH: 7.330 LOW: 5.510



DTN FUTURES 13 07/15/93		TECHNICAL POINTS					SLOW STOCHASTIC					
PRICES ARE DECIMAL		MOVING AVERAGES			RSI'S		5 DAY		20 DAY			
CONTRACT	CLOSE	4-DAY	9-DAY	18-DAY	45-DAY	9DAY	14DAY	30DAY	%K	%D	%K	%D
WHEAT JUL	288.00	288.56	297.06	290.74	289.23	45.5	47.5	46.9	11	11	29	45
WHEAT DEC	305.75	305.31	310.89	305.71	304.14	49.3	50.2	48.3	20	17	33	46
KCWHT JUL	304.00	300.37	305.22	296.31	293.19	57.8	57.2	53.8	21	15	47	58
KCWHT DEC	307.75	306.75	310.06	304.22	302.92	54.1	53.9	50.8	18	18	45	56
MNWHT JUL	327.00	320.62	323.00	310.49	303.18	69.4	67.6	61.0	46	33	71	75
CORN JUL	228.50	229.37	233.31	226.97	224.13	50.7	52.9	51.7	30	31	60	72
CORN SEP	235.25	235.94	240.39	233.60	229.86	50.9	53.3	52.4	31	30	57	70
CORN DEC	245.00	245.62	250.14	242.78	237.58	52.0	54.6	53.9	30	30	59	72
OATS JUL	143.50	143.00	144.06	139.43	137.51	59.4	57.9	53.6	51	44	66	72
BEANS JUL	707.00	701.31	698.86	664.50	624.34	76.2	75.8	71.8	38	38	77	84
BEANS AUG	708.00	702.69	699.61	665.85	624.01	76.1	75.9	72.0	44	43	81	87
BEANS NOV	712.00	707.12	703.89	669.29	624.92	75.8	75.9	72.2	36	37	78	85
MEAL JUL	232.50	225.95	221.72	209.69	197.59	87.0	84.6	78.8	59	52	82	86
BWOIL JUL	24.30	24.38	24.54	23.55	22.05	64.9	67.3	64.8	32	36	80	86
CATTLE AUG	72.30	73.23	74.22	74.31	74.19	26.3	33.7	42.5	4	6	16	41
CATTLE OCT	73.15	74.18	74.76	74.70	74.71	28.6	35.0	43.1	9	15	35	56
FCYTL AUG	86.48	87.08	87.04	87.18	86.63	41.8	45.7	51.0	34	56	43	45
HOGS JUL	47.13	47.59	48.24	48.31	49.27	31.1	35.8	41.2	8	11	18	37
HOGS AUG	46.55	47.03	47.39	46.59	47.35	45.0	46.4	46.9	25	33	60	69
PKBLS JUL	41.05	39.76	38.57	36.47	38.20	77.4	66.9	53.6	91	92	96	91

DTN FUTURES 02 07/16/93		DELAYED COMMODITY QUOTES					CENT. 06:08							
CORN		CHICAGO WHEAT				K.C. WHEAT								
	HIGH	LOW	LAST	CHG		HIGH	LOW	LAST	CHG	HIGH	LOW	LAST	CHG	
JUL	2354	2280	2284*	-16	JUL	2980	2880	2880*	2	JUL	3080	3040	3040*	+40
SEP	2424	2350	2352*	-20	SEP	3024	2920	2934*	-2	SEP	3024	2974	2976*	+22
DEC	2524	2440	2450*	-24	DEC	3120	3054	3056*	+4	DEC	3124	3074	3076*	+12
MAR	2590	2510	2510*	-34	MAR	3184	3116	3116*	2	MAR	3174	3120	3126*	+10
MAY	2624	2550	2552*	-26	MAY	3150	3100	3100*	4	MAY	3180	3120	3120*	+20
JUL	2634	2550	2560*	+2	JUL	3110	3034	3060*	+14	MINN WHEAT				
SEP	2534	2470	2470*	-30	OATS				JUL	3300	3220	3270*	+62	
DEC	2476	2420	2424*	-26	JUL	1454	1430	1434*	2	SEP	3096	3020	3026*	+2
MAR					SEP	1464	1432	1432*	-10	DEC	3156	3090	3090*	+10
SOYBEANS				DEC	1514	1482	1484*	6	MAR	3210	3150	3150*	-10	
JUL	7290	7060	7070*	+16	MAR	1556	1530	1530*	4	MAY	3170*			+20
AUG	7310	7060	7080*	6	SOYBEAN MEAL				SOYBEAN OIL					
SEP	7320	7080	7100*	+6	JUL	2375	2315	2325*	+52	JUL	2510	2430	2430*	-15
NOV	7340	7090	7120*	+10	AUG	2329	2265	2270*	+31	AUG	2515	2430	2430*	-23
JAN	7354	7144	7150*	+22	SEP	2315	2245	2252*	+26	SEP	2530	2440	2445*	-18
MAR	7364	7140	7144*	-12	OCT	2310	2230	2242*	+20	OCT	2540	2460	2463*	-20
MAY	7334	7170	7174*	+20	DEC	2315	2235	2245*	+18	DEC	2570	2473	2473*	-29
JUL	7360	7140	7140*	-10	JAN	2295	2225	2227*	+10	JAN	2560	2475	2478*	-30
AUG	7160	7030	7030*	+70	MAR	2280	2200	2210*	+10	MAR	2575	2480	2483*	-27
NOV	6430	6240	6244*	-86	MAY	2240	2190	2200*	+23	MAY	2565	2480	2480*	-35

LIVE CATTLE				FEEDER CATTLE				LIVE HOGS								
	HIGH	LOW	LAST	CHG		HIGH	LOW	LAST	CHG		HIGH	LOW	LAST	CHG		
AUG	7335	7225	7230*	-90	AUG	8695	8635	8647*	-47	JUL	4737	4692	4712*	-30		
OCT	7430	7300	7315*	-102	SEP	8600	8540	8540*	-67	AUG	4687	4627	4655*	-32		
DEC	7570	7455	7465*	-85	OCT	8565	8495	8497*	-67	OCT	4347	4300	4330*	-25		
FEB	7585	7495	7510*	-52	NOV	8635	8570	8572*	-60	DEC	4470	4395	4462*	+27		
APR	7680	7600	7610*	-42	JAN	8550	8510	8517*	-50	FEB	4475	4430	4460*	+27		
JUN	7347	7300	7302*	-25	MAR	8390	8325	8360*	-50	APR	4380	4330	4380*	+40		
AUG	7235	7200	7202*	-25	APR	8300	8280	8300*	-60	JUN	4920	4875	4920*	+50		
OCT					MAY	8250*				-50	JUL	4850	4845	4850*	+10	
SWISS FRANC				EURODOLLAR				PORK BELLIES								
SEP	6622	6562	6578*	-26	SEP	9665	9662	9663*	0	JUL	4120	3900	4105*	+175		
DEC	6601	6542	6561*	-25	DEC	9629	9625	9627*	-1	AUG	3900	3715	3890*	+170		
MAR	6554*				-25	MAR	9621	9616	9619*	-1	FEB	4675	4585	4642*	+50	
BRITISH POUND				JUN				MAR								
SEP	14952	14780	14822*	-122	SEP	9565	9559	9561*	-3	MAR	4635	4550	4602*	+60		
DEC	14794	14690	14736*	-122	DEC	9522	9517	9519*	-3	MAY	4710	4710*			+40	
MAR	14670*				-122	S&P 500 INDEX				GERMAN MARK						
SEP	9337	9221	9245*	-74	SEP	44980	44770	44975*	-50	SEP	5798	5752	5770*	-15		
DEC	9342	9233	9252*	-75	DEC	45065	44860	45065*	-55	DEC	5746	5703	5722*	-15		
MAR	9271*				-76	MAR	45175*				-60	MAR	5689	5689*	-15	
				JUN	45275*				-50	JUN	5664	5664*	-17			