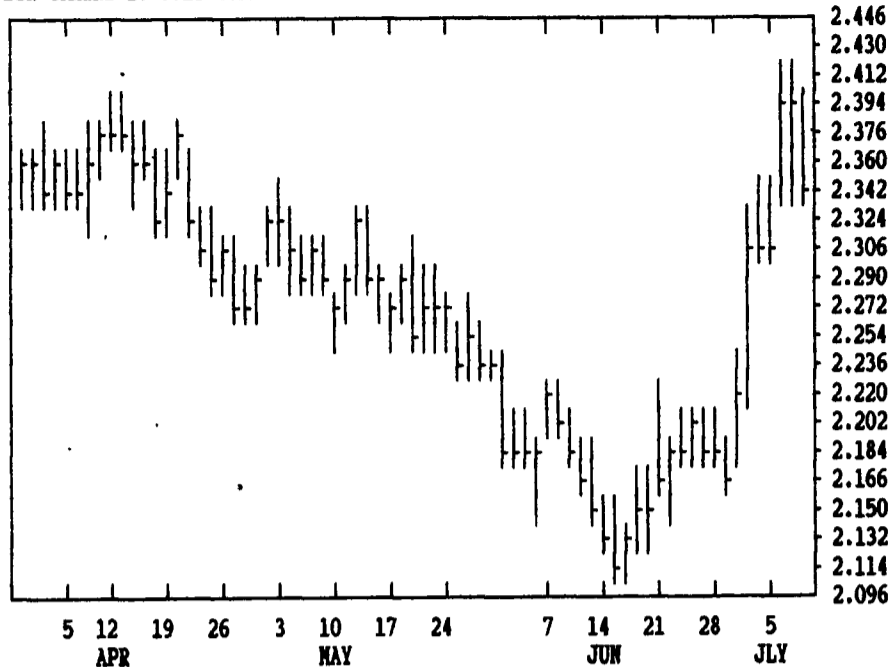


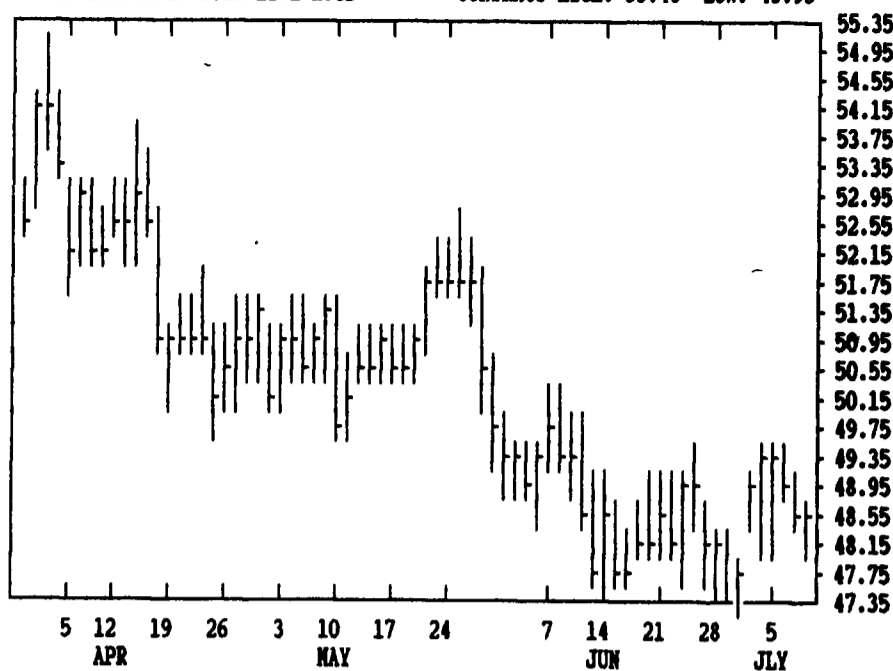
# GRAIN, CATTLE AND HOG FUTURES MARKETS

(Closing bids: Thursday, July 8, 1993)

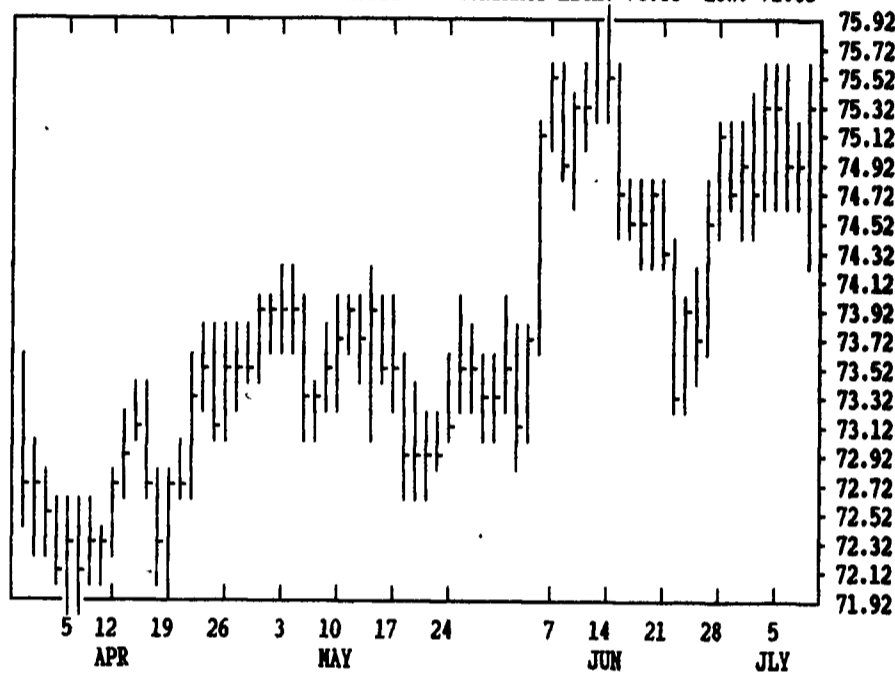
DTN GRAINS 18 JULY CORN CONTRACT HIGH: 2.860 LOW: 2.114



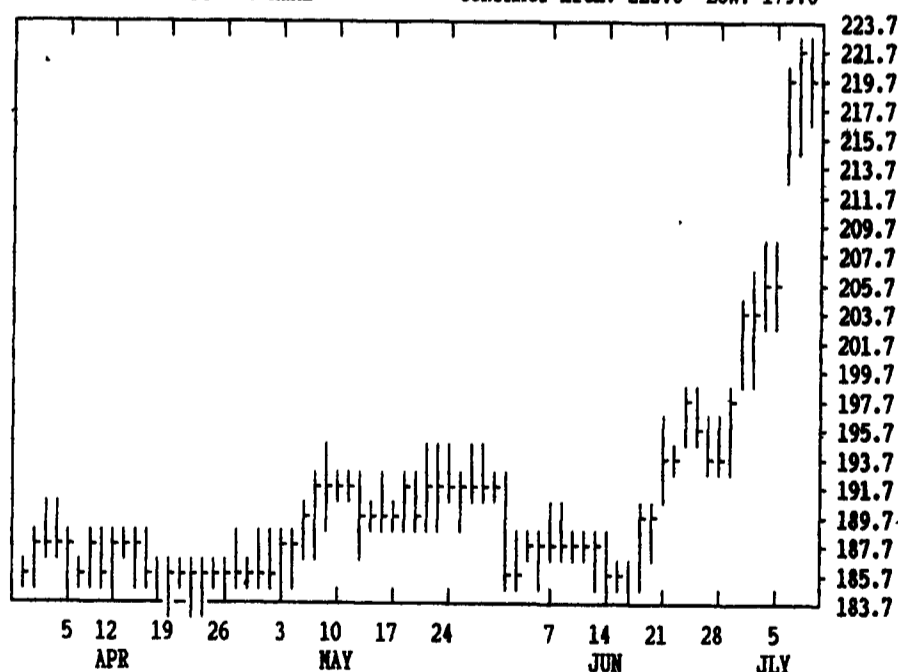
DTN LIVESTOCK 17 JULY LIVE HOGS CONTRACT HIGH: 55.40 LOW: 43.95



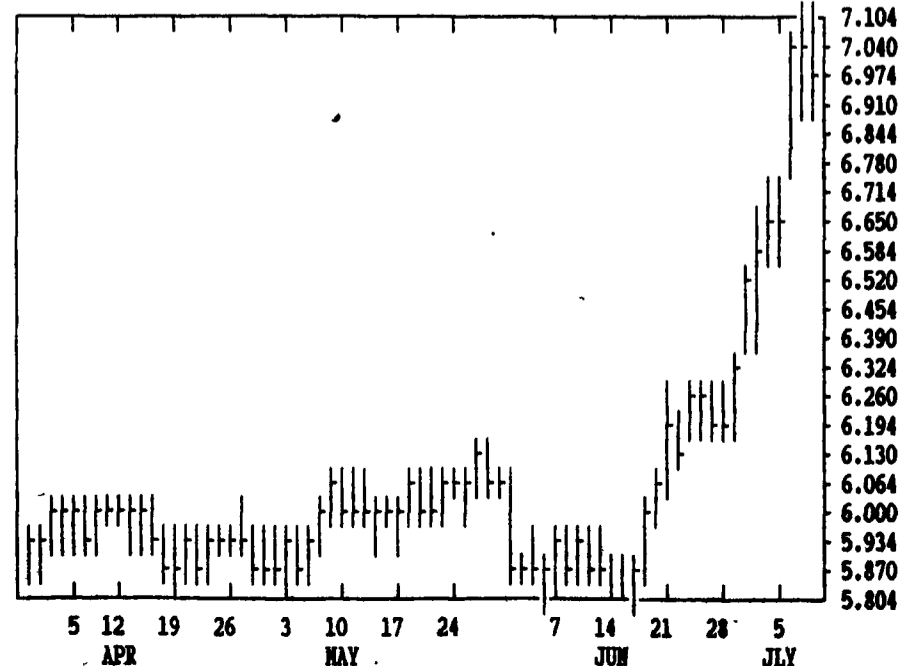
DTN LIVESTOCK 19 AUGUST LIVE CATTLE CONTRACT HIGH: 76.00 LOW: 71.05



DTN GRAINS 25 JULY SOY MEAL CONTRACT HIGH: 223.0 LOW: 179.0



DTN GRAINS 23 JULY SOYBEANS CONTRACT HIGH: 7.100 LOW: 5.510



DTN FUTURES 13 07/08/93		TECHNICAL POINTS				SLOW STOCHASTIC						
PRICES ARE DECIMAL		MOVING AVERAGES				RSI'S						
CONTRACT	CLOSE	4-DAY	9-DAY	18-DAY	45-DAY	9DAY	14DAY	30DAY	%K	%D	%K	%D
WHEAT JUL	302.25	305.75	293.72	288.00	289.57	62.5	60.5	54.3	63	70	69	63
WHEAT DEC	314.50	316.75	306.86	302.97	304.19	62.6	60.2	53.6	61	68	66	55
KCWHT JUL	306.50	310.12	296.61	291.51	292.19	61.8	60.5	55.7	76	83	73	53
KCWHT DEC	311.00	313.31	303.94	300.93	302.52	60.2	58.5	53.1	70	71	70	59
MINWHT JUL	325.00	324.87	310.69	301.94	300.86	75.0	71.5	62.0	81	83	85	82
CORN JUL	235.50	236.94	228.58	222.53	224.06	69.6	66.5	58.7	84	87	88	83
CORN SEP	242.75	244.56	235.36	229.01	229.51	69.1	66.8	59.8	82	87	87	84
CORN DEC	252.75	254.44	244.64	237.75	236.69	71.7	69.3	61.8	85	89	90	86
OATS JUL	143.00	145.12	140.06	136.11	137.52	60.4	58.3	53.4	73	81	84	78
BEANS JUL	700.75	693.62	662.14	633.64	613.12	84.8	81.7	74.5	94	93	95	94
BEANS AUG	703.50	693.56	663.11	634.22	612.44	85.5	82.5	75.2	93	92	94	93
BEANS NOV	709.00	697.37	666.28	635.94	613.31	86.2	83.3	75.8	94	92	95	93
NEAL JUL	220.90	217.45	207.21	199.18	193.77	87.2	83.5	76.4	96	95	96	93
BWOIL JUL	24.75	24.63	23.67	22.50	21.69	79.0	76.8	69.7	89	88	93	93
CATTLE AUG	75.28	75.14	74.98	74.69	74.20	57.9	56.8	55.9	48	53	65	64
CATTLE OCT	75.63	75.28	75.10	74.91	74.68	60.7	58.4	56.5	59	57	67	61
FCTL AUG	87.68	86.98	87.37	87.32	86.41	56.4	56.3	57.0	34	23	40	56
HOGS JUL	48.53	48.93	48.48	48.46	49.60	47.4	46.2	46.0	58	74	60	42
HOGS AUG	47.50	47.79	46.54	46.25	47.50	59.2	54.7	50.3	74	84	74	47
PKBLS JUL	37.45	37.23	35.52	34.92	38.59	63.4	54.0	46.1	84	87	69	40

DTN FUTURES 02 07/09/93		DELAYED COMMODITY QUOTES				CENT. 05:56								
CORN		CHICAGO WHEAT				K.C. WHEAT								
	HIGH	LOW	LAST	CHG		HIGH	LOW	LAST	CHG		HIGH	LOW	LAST	CHG
JUL	2394	2352	2354*	-46	JUL	3090	3020	3022*	-32	JUL	3152	3064	3064*	-70
SEP	2474	2422	2426*	-50	SEP	3104	3030	3036*	-16	SEP	3090	3020	3022*	-34
DEC	2574	2522	2526*	-50	DEC	3204	3140	3144*	-20	DEC	3180	3110	3110*	-34
MAR	2632	2584	2590*	-50	MAR	3240	3200	3206*	+26	MAR	3204	3154	3154*	-24
MAY	2674	2624	2626*	-54	MAY	3214	3170	3200*	+20	MAY	3190	3144	3144*	-14
JUL	2670	2630	2632*	-56	JUL	3120	3084	3104*	-4	MINN WHEAT				
SEP	2560	2530	2530*	-34	OATS				JUL	3280	3250	3250*	-20	
DEC	2524	2484	2494*	-32	JUL	1464	1420	1430*	-36	SEP	3150	3100	3102*	-30
MAR					SEP	1490	1440	1452*	-40	DEC	3222	3102	3164*	-34
SOYBEANS		DEC	1534	1480	1496*	-40	MAR	3280	3244	3250*	-30			
JUL	7100	6950	7006*	-60	MAR	1556	1530	1540*	-42	MAY	3250	3240	3240*	0
AUG	7140	6970	7034*	-62	SOYBEAN MEAL				SOYBEAN OIL					
SEP	7166	7000	7056*	-70	JUL	2230	2175	2209*	-10	JUL	2495	2447	2475*	-10
NOV	7190	7010	7090*	-60	AUG	2226	2170	2205*	-4	AUG	2515	2455	2473*	-24
JAN	7200	7050	7104*	-76	SEP	2228	2172	2212*	0	SEP	2525	2471	2483*	-25
MAR	7204	7064	7144*	-30	OCT	2230	2182	2210*	-7	OCT	2540	2487	2493*	-32
MAY	7180	7050	7144*	-30	DEC	2255	2190	2223*	-12	DEC	2570	2505	2520*	-27
JUL	7200	7070	7140*	-40	JAN	2240	2185	2210*	-19	JAN	2565	2510	2520*	-25
AUG	7020	6950	7004*	+44	MAR	2232	2185	2203*	-9	MAR	2570	2515	2520*	-30
NOV	6440	6330	6340*	-104	MAY	2210	2150	2190*	-20	MAY	2570	2520	2520*	-27

LIVE CATTLE				FEEDER CATTLE				LIVE HOGS								
	HIGH	LOW	LAST	CHG		HIGH	LOW	LAST	CHG		HIGH	LOW	LAST	CHG		
AUG	7547	7440	7527*	+35	AUG	8790	8645	8767*	+107	JUL	4875	4835	4852*	-25		
OCT	7570	7477	7562*	+55	SEP	8680	8540	8655*	+105	AUG	4790	4732	4750*	-45		
DEC	7665	7570	7652*	+62	OCT	8635	8495	8615*	+107	OCT	4405	4355	4372*	-40		
FEB	7620	7530	7612*	+65	NOV	8695	8555	8675*	+120	DEC	4492	4435	4455*	-20		
APR	7720	7635	7720*	+62	JAN	8610	8490	8600*	+107	FEB	4505	4470	4475*	-40		
JUN	7410	7335	7395*	+55	MAR	8460	8375	8457*	+77	APR	4380	4345	4350*	-22		
AUG	7290	7245	7290*	+55	APR					JUN	4932	4900	4907*	-22		
OCT					MAY					JUL	4885* 0					
SWISS FRANC				EURODOLLAR				PORK BELLIES								
SEP	6606	6549	6592*	+5	SEP	9663	9658	9662*	+2	JUL	3760	3685	3745*	+17		
DEC	6580	6530	6574*	+6	DEC	9624	9614	9623*	+3	AUG	3670	3582	3630*	+20		
MAR	6567	6567*		+6	MAR	9617	9609	9616*	+3	FEB	4655	4560	4605*	-42		
BRITISH POUND				JUN				9589	9580	9588*	+3	MAR	4580	4525	4530*	-60
SEP	14906	14822	14884*	+38	SEP	9561	9552	9560*	+3	MAY	4710	4700	4700*	0		
DEC	14810	14730	14798*	+38	DEC	9518	9510	9518*	+3	JUL	4485*+125					
MAR	14750	14680	14734*	+38	S&P 500 INDEX				GERMAN MARK							
JAPANESE YEN				SEP	44975	44315	44845*	+500	SEP	5836	5800	5829*	+23			
SEP	9367	9173	9202*	-76	DEC	45055	44405	44930*	+500	DEC	5781	5748	5778*	+23		
DEC	9237	9185	9210*	+76	MAR	45100	44510	45035*	+500	MAR	5744* +23					
MAR	9230	9230*		-76	JUN					JUN	5771	5697	5720*	+23		