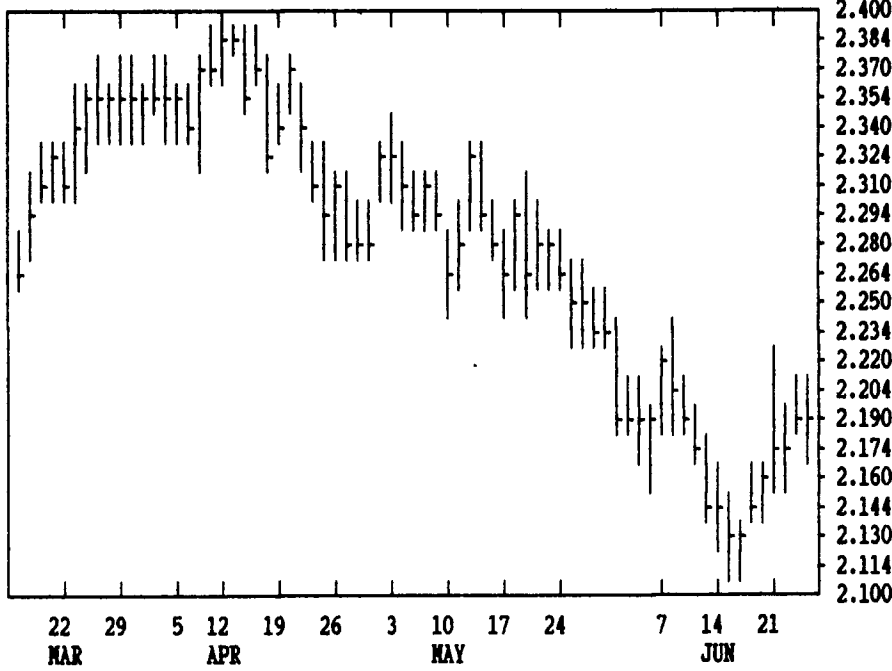


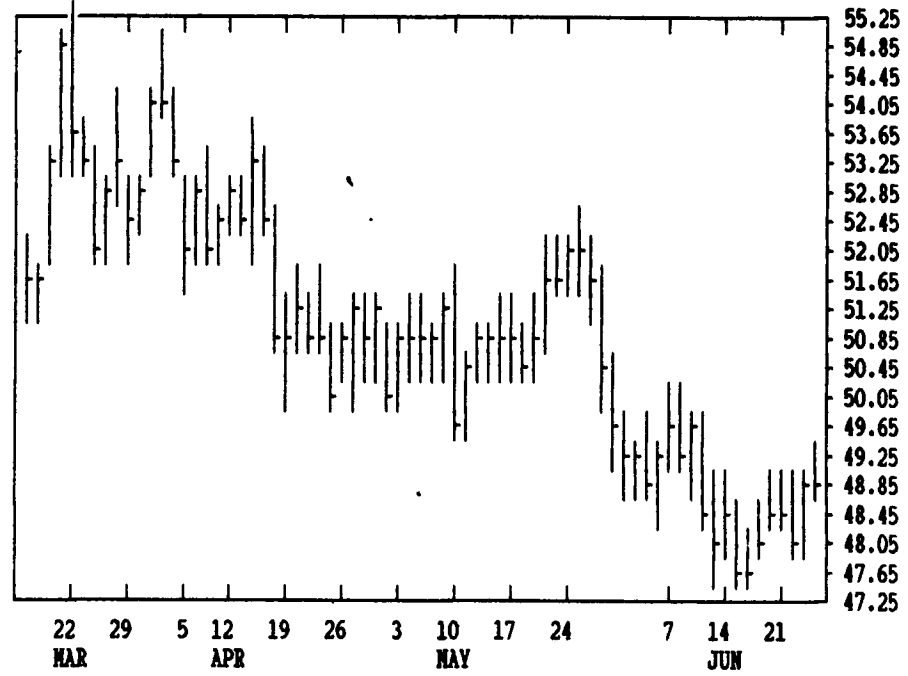
# GRAIN, CATTLE AND HOG FUTURES MARKETS

(Closing bids: Thursday, June 24, 1993)

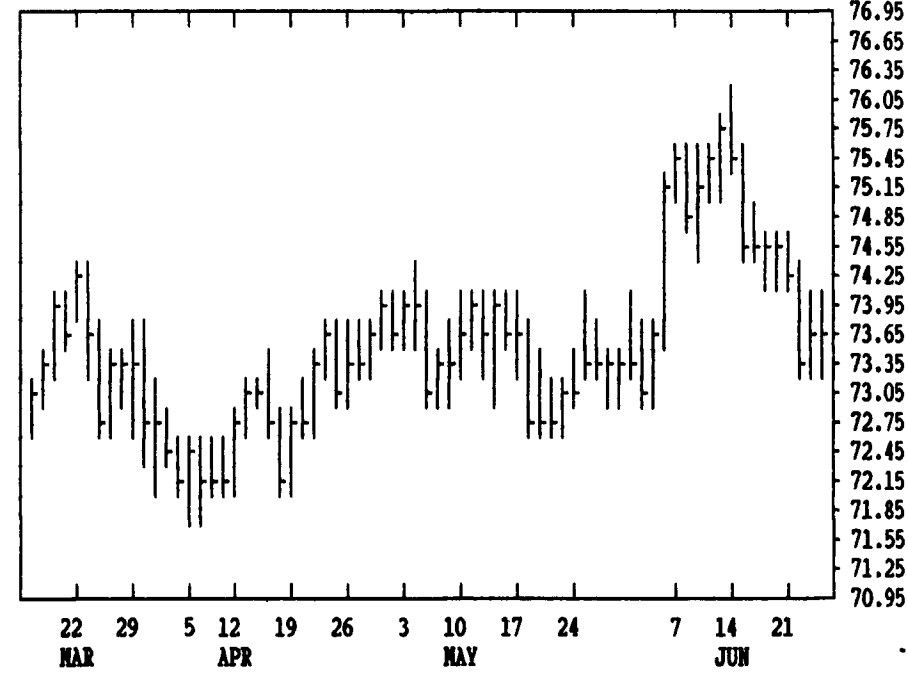
DTN GRAINS 18 JULY CORN CONTRACT HIGH: 2.860 LOW: 2.114



DTN LIVESTOCK 17 JULY LIVE HOGS CONTRACT HIGH: 55.40 LOW: 43.95



DTN LIVESTOCK 19 AUGUST LIVE CATTLE CONTRACT HIGH: 76.00 LOW: 71.05

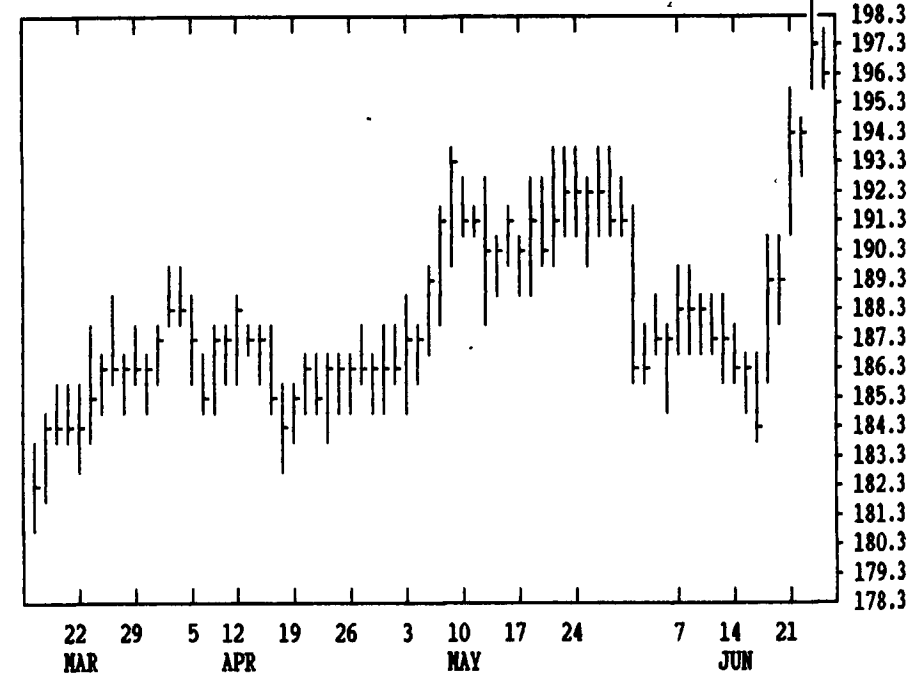


DTN FUTURES 13 06/24/93		TECHNICAL POINTS				SLOW STOCHASTIC						
PRICES ARE DECIMAL		MOVING AVERAGES				RSI'S						
CONTRACT	CLOSE	4-DAY	9-DAY	18-DAY	45-DAY	9DAY	14DAY	30DAY	%K	%D	%K	%D
WHEAT JUL	287.00	284.81	282.28	283.47	290.85	56.4	50.4	44.6	69	51	37	17
WHEAT DEC	305.25	302.50	299.08	299.68	305.94	65.3	55.9	46.9	77	61	46	23
KCWHT JUL	290.00	289.37	286.42	287.74	292.57	54.7	50.0	45.7	47	41	37	19
KCWHT DEC	301.50	300.81	297.92	299.01	304.17	55.9	50.5	45.2	71	60	58	39
MNWHT JUL	299.00	296.25	293.19	294.11	300.38	63.2	54.3	46.8	79	71	42	22
CORN JUL	220.00	219.06	216.47	217.74	224.44	56.2	48.5	44.6	72	70	44	28
CORN SEP	226.25	225.31	222.67	223.36	229.47	58.6	50.6	45.9	65	65	49	31
CORN DEC	234.25	233.69	230.86	230.87	235.61	60.0	52.6	47.8	60	63	59	40
OATS JUL	133.75	133.31	132.17	134.00	139.01	48.8	46.3	45.8	47	56	42	34
BEANS JUL	625.75	621.62	605.14	597.75	599.32	73.8	68.3	61.6	85	85	86	64
BEANS AUG	627.75	623.75	605.33	596.72	598.71	76.7	70.5	62.6	87	87	88	66
BEANS NOV	630.00	626.31	605.61	595.79	599.62	78.4	71.9	63.1	88	90	90	69
NEAL JUL	196.90	195.95	191.16	189.45	189.60	71.9	67.4	62.0	91	92	87	60
BNOIL JUL	22.29	22.14	21.33	21.05	21.22	75.8	69.1	60.1	83	84	86	63
CATTLE AUG	73.70	73.87	74.40	74.59	73.95	39.9	44.6	50.0	25	21	34	48
CATTLE OCT	74.28	74.22	74.71	74.93	74.51	41.0	44.8	50.4	26	15	27	42
FCTL AUG	87.28	86.87	87.27	87.10	85.93	56.1	57.8	59.2	37	20	55	63
HOGS JUL	49.03	48.72	48.44	48.78	50.08	51.3	47.3	46.6	69	65	21	15
HOGS AUG	46.43	46.09	45.96	46.61	47.88	47.1	44.2	45.1	61	54	15	11
PKBLS JUL	34.97	34.64	34.33	35.80	40.76	40.4	36.4	38.6	56	59	17	13

DTN FUTURES 02 06/25/93		DELAYED COMMODITY QUOTES				CENT. 05:51								
CORN		CHICAGO WHEAT				K.C. WHEAT								
	HIGH	LOW	LAST	CHG		HIGH	LOW	LAST	CHG		HIGH	LOW	LAST	CHG
JLY	2204	2182	2200*	+2	JLY	2904	2860	2870*	-20	JLY	2936	2894	2900*	-20
SEP	2264	2242	2262*	+4	SEP	2960	2924	2936*	-14	SEP	2960	2914	2920*	-24
DEC	2350	2322	2342*	+4	DEC	3070	3036	3052*	0	DEC	3046	3010	3014*	-16
MAR	2420	2396	2414*	+2	MAR	3122	3096	3110*	-2	MAR	3086	3060	3060*	-14
MAY	2466	2452	2464*	0	MAY	3120	3100	3106*	-2	MAY			3056*	-16
JLY	2506	2490	2500*	-2	JLY	3110	3084	3090*	-20	MINN WHEAT				
SEP	2464	2454	2464*	+4						JLY	3014	2972	2990*	+12
DEC	2460	2450	2460*	-2	JLY	1350	1310	1336*	+4	SEP	2932	2894	2912*	-6
MAR					SEP	1362	1330	1356*	+12	DEC	3024	2990	3004*	-10
					DEC	1420	1376	1404*	+16	MAR	3084	3066	3084*	-4
					MAR	1450	1434	1450*	+20	MAY			3030*	+30
										SOYBEAN OIL				
										JLY	2235	2204	2229*	+16
										AUG	2250	2219	2243*	+18
										SEP	2263	2232	2259*	+16
										OCT	2274	2250	2273*	+14
										DEC	2304	2270	2297*	+19
										JAN	2310	2290	2309*	+19
										MAR	2325	2305	2322*	+17
										MAY	2335	2315	2332*	+7

LIVE CATTLE		FEEDER CATTLE				LIVE HOGS								
	HIGH	LOW	LAST	CHG		HIGH	LOW	LAST	CHG		HIGH	LOW	LAST	CHG
AUG	7415	7350	7370*	-17	AUG	8765	8700	8727*	+50	JLY	4925	4875	4902*	+5
OCT	7450	7405	7427*	+12	SEP	8670	8585	8630*	+52	AUG	4670	4595	4642*	+25
DEC	7502	7460	7487*	+30	OCT	8615	8545	8600*	+62	OCT	4075	4040	4065*	+22
FEB	7490	7445	7472*	+30	NOV	8650	8570	8612*	+40	DEC	4080	4050	4065*	+17
APR	7590	7545	7587*	+40	JAN	8570	8510	8510*	+40	FEB	4105	4085	4092*	+7
JUN	7295	7275	7275*	+30	MAR	8390	8370	8390*	+40	APR	4030	4017	4017*	+2
AUG	7225	7190	7215*		APR	8355	8325	8355*	+37	JUN	4595	4580	4585*	+5
OCT					MAY	8315	8305	8315*	+50	JLY	4565	4530	4530*	-40
										PORK BELLIES				
										JLY	3517	3405	3497*	+15
										AUG	3450	3352	3402*	-12
										FEB	4000	3962	3985*	-5
										MAR	3940	3927	3927*	-5
										MAY	4050	4050	4050*	0
										JLY			4040*	0
										GERMAN MARK				
										SEP	5866	5782	5804*	-49
										DEC	5758	5733	5755*	-49
										MAR			5723*	-49
										JUN			5701*	-49

DTN GRAINS 25 JULY SOY NEAL CONTRACT HIGH: 208.0 LOW: 179.0



DTN GRAINS 23 JULY SOYBEANS CONTRACT HIGH: 6.710 LOW: 5.510

