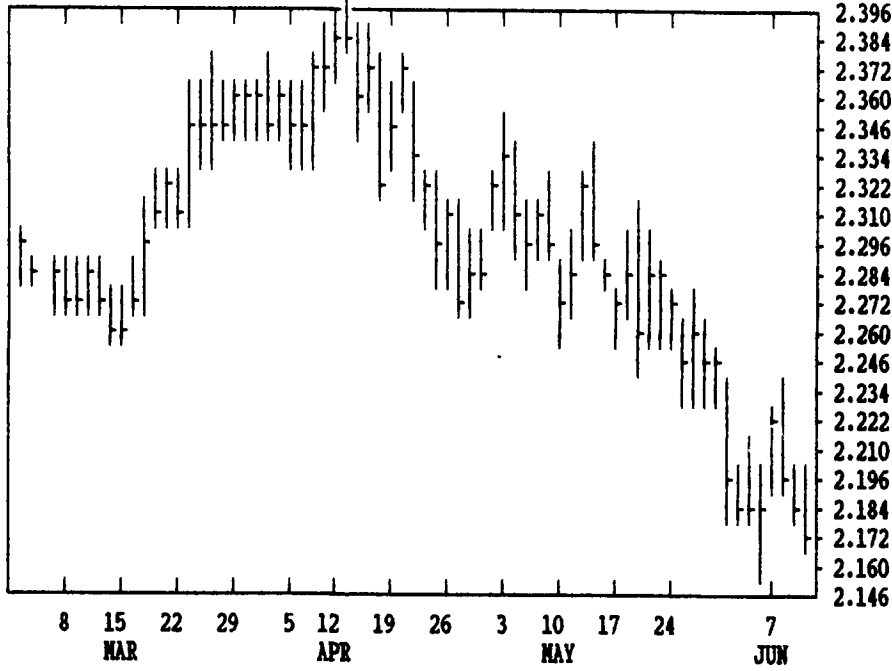


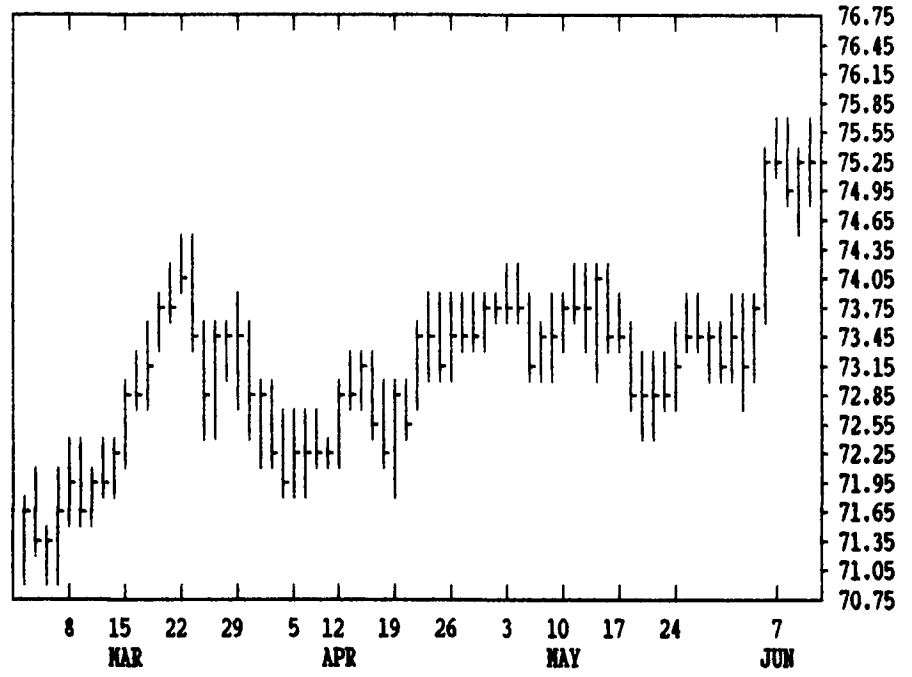
# GRAIN, CATTLE AND HOG FUTURES MARKETS

(Closing bids: Thursday, June 10, 1993)

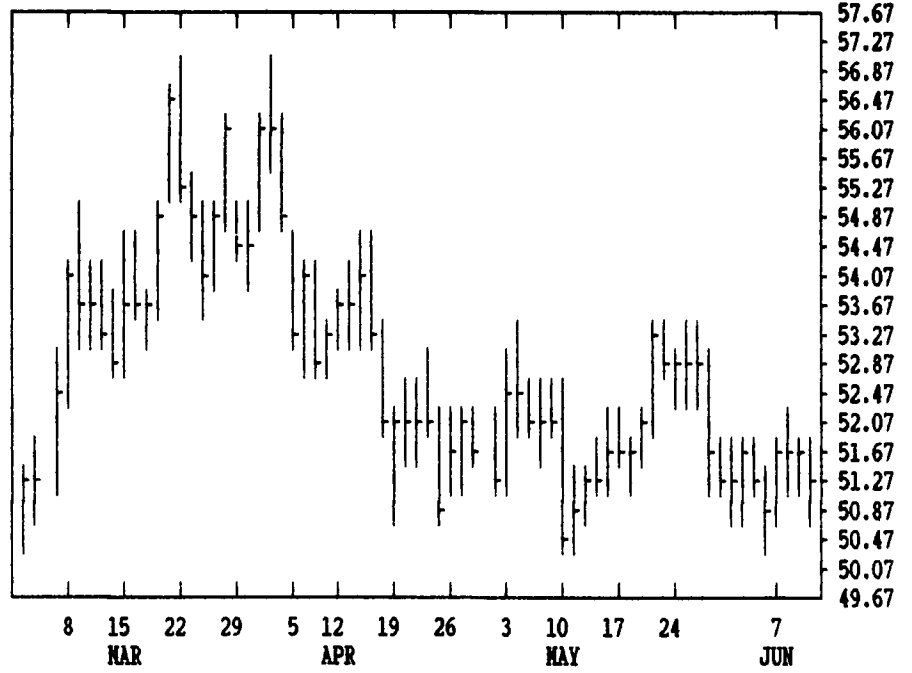
DTN GRAINS 18 JULY CORN CONTRACT HIGH: 2.860 LOW: 2.160



DTN LIVESTOCK 19 AUGUST LIVE CATTLE CONTRACT HIGH: 75.59 LOW: 71.05



DTN LIVESTOCK 18 JUNE LIVE HOGS CONTRACT HIGH: 57.00 LOW: 44.00



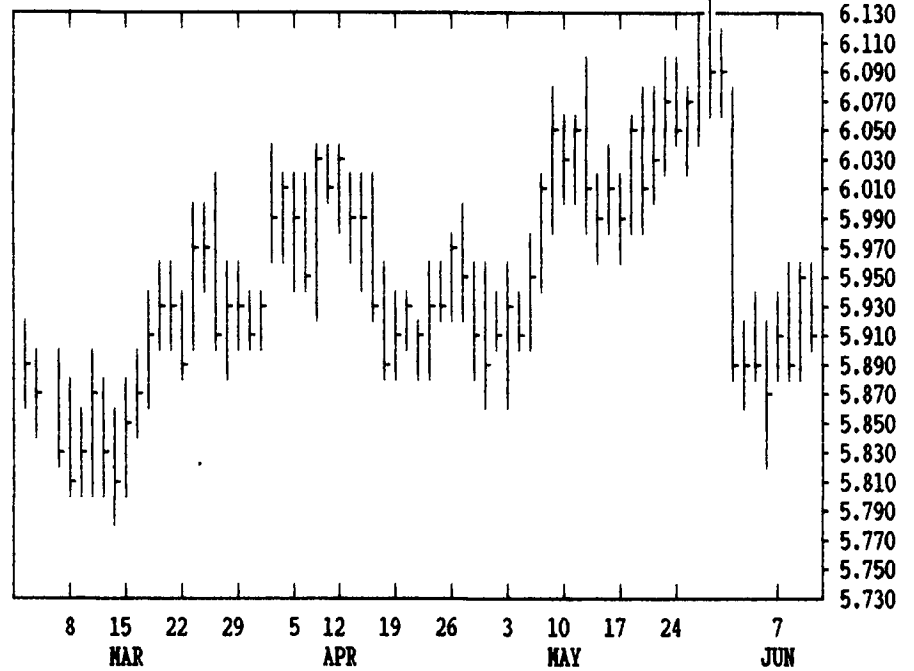
DTN FUTURES	13 06/08/93			DTN WEEKLY TECHNICAL SUMMARY			6/04/93	
	Past Week's(6/1-6/4)			May's			Current	
	High	Low	Close	High	Low	Support	Resistance	
NEARBY WHEAT	287.75	282.00	285.25	301.00	287.00	250.00-280.00	314.25	
DEC WHEAT	303.5	296.5	301.00	314.00	301.25	????	315.00	
NEARBY KCWHT	297.5	286.75	288.75	300.5	289.25	261.00-285.00	310.50	
DEC KCWHT	303.00	298.00	300.5	311.00	301.25	????	314.00	
NEARBY NGEWHT	298.00	292.00	294.5	310.00	297.00	272.00-292.00	331.50	
NEARBY CORN	223.75	216.00	219.25	234.75	223.5	215.25	227.50	
SEP CORN	229.75	221.00	224.25	238.75	228.5	220.00	233.50	
DEC CORN	236.5	227.75	231.5	243.5	234.75	224.00	242.25	
NEARBY OATS	138.5	132.5	138.00	148.00	134.00	131.00	156.50	
NEARBY BEANS	607.00	582.5	588.5	613.75	588.00	569.00	637.00	
AUG BEANS	609.5	581.00	586.00	612.5	588.5	571.75	599.50	
NOV BEANS	609.75	579.5	584.00	611.5	589.75	563.5-579.25	613.75	
NEARBY MEAL	191.70	185.7	187.4	194.00	185.8	180.00	203.70	
NEARBY BNOIL	21.41	20.53	20.69	21.69	20.97	19.93	21.83	
NEARBY LIVCT	76.50	74.90	76.475	77.325	75.075	74.30	77.325-80.675	
AUG LIVCT	75.225	73.05	75.20	74.25	72.75	71.70	75.90	
NEARBY FEDCT	87.175	85.175	87.15	85.925	84.55	84.00	88.25	
NEARBY LIVHG	51.65	50.575	50.95	53.475	50.45	48.375	53.475	
JUL LIVHG	50.55	48.65	49.25	52.575	49.50	46.95-48.25	52.575	
NEARBY PKBLS	39.875	37.85	38.20	45.10	39.25	36.50-38.50	49.50	

LIVE CATTLE				FEEDER CATTLE				LIVE HOGS			
HIGH	LOW	LAST	CHG	HIGH	LOW	LAST	CHG	HIGH	LOW	LAST	CHG
JUN 7762	7725	7760*	+25	AUG 8795	8762	8787*	+12	JUN 5165	5102	5125*	-32
AUG 7550	7510	7545*	+10	SEP 8710	8665	8702*	+17	JUL 4970	4845	4865*	-90
OCT 7570	7525	7552*	-2	OCT 8660	8630	8660*	+12	AUG 4785	4680	4707*	-77
DEC 7575	7532	7572*	+2	NOV 8690	8655	8690*	+17	OCT 4255	4175	4185*	-77
FEB 7535	7497	7535*	+7	JAN 8595	8570	8595*	+10	DEC 4340	4250	4262*	-80
APR 7635	7597	7630*	+10	MAR 8500	8470	8500*	+20	FEB 4335	4250	4250*	-85
JUN 7350	7332	7332*	-7	APR 8450	8435	8450*	0	APR 4220	4170	4170*	-50
AUG				MAY		8425*	0	JUN		4730*	-32

SWISS FRANC				EURODOLLAR				PORK BELLIES			
HIGH	LOW	LAST	CHG	HIGH	LOW	LAST	CHG	HIGH	LOW	LAST	CHG
JUN 6849	6777	6837*	+46	JUN 9662	9660	9661*	0	JUL 3640	3465	3530*	-82
SEP 6820	6745	6807*	+47	SEP 9635	9632	9633*	0	AUG 3570	3425	3480*	-60
DEC 6800	6730	6789*	+48	DEC 9586	9581	9584*	+1	FEB 4080	4025	4027*	-35
BRITISH POUND				S&P 500 INDEX				GERMAN MARK			
JUN 15320	15108	15268*	+112	JUN 44680	44425	44645*	+5	JUN 6146	6095	6134*	+25
SEP 15216	14992	15170*	+112	SEP 44760	44500	44720*	0	SEP 6079	6030	6068*	+24
DEC 15150	14930	15092*	+110	DEC 44850	44610	44815*	-10	DEC 6023	5986	6021*	+24
JAPANESE YEN				OATS				MINN WHEAT			
JUN 9435	9385	9421*	+25	JUL 1356	1336	1342*	-16	JUL 2960	2940	2940*	-16
SEP 9448	9390	9426*	+25	SEP 1380	1356	1362*	-16	SEP 2914	2900	2904*	-6
DEC 9442	9423	9438*	+25	DEC 1424	1400	1402*	-22	DEC 2994	2984	2984*	-6
				SOYBEAN MEAL				SOYBEAN OIL			
JUL 5954	5904	5914*	-30	MAR 1440	1440	1440*	-26	MAY		3090a-290	
AUG 5922	5880	5886*	-26					JUL 2088	2068	2071*	-15
SEP 5890	5850	5852*	-34	JUL 1886	1872	1876*	-12	AUG 2101	2081	2082*	-16
NOV 5892	5842	5852*	-36	AUG 1878	1865	1871*	-9	SEP 2112	2092	2094*	-17
JAN 5960	5914	5914*	-40	SEP 1872	1861	1867*	-9	OCT 2122	2105	2105*	-17
MAR 6014	5990	5994*	-24	OCT 1870	1860	1865*	-8	DEC 2145	2126	2127*	-17
MAY 6044	6014	6014*	-30	DEC 1877	1865	1870*	-7	JAN 2155	2137	2137*	-17
JUL 6056	6034	6036*	-16	JAN 1873	1867	1870*	-6	MAR 2173	2157	2157*	-17
AUG				MAR 1878	1870	1874*	-2	MAY 2185	2175	2175*	-15
NOV 5894	5870	5884*	+10	MAY 1880	1875	1880*	-2				

DTN GRAINS 23 JULY SOYBEANS CONTRACT HIGH: 6.710 LOW: 5.510



DTN GRAINS 25 JULY SOY MEAL CONTRACT HIGH: 208.0 LOW: 179.0

