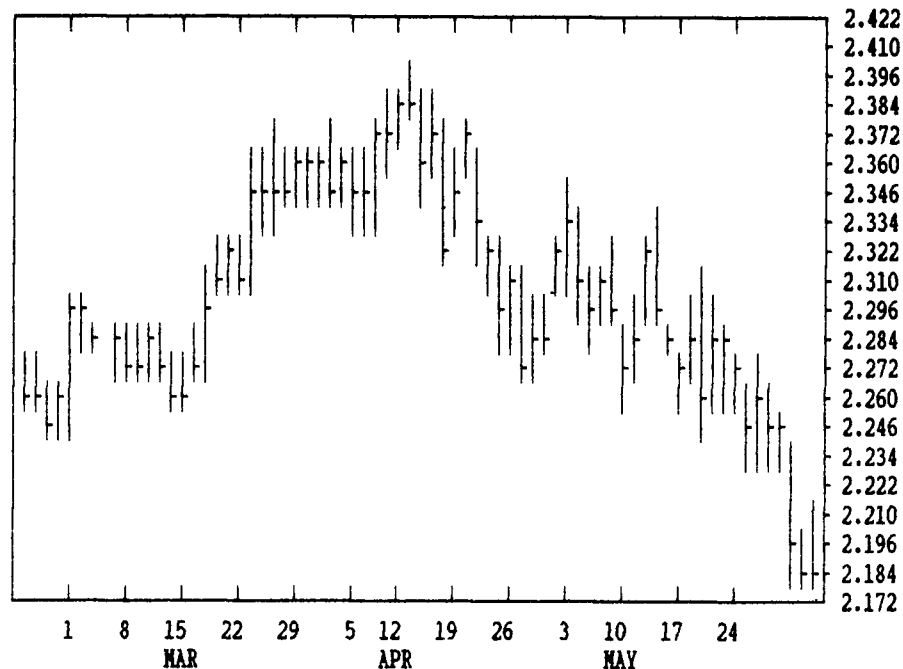


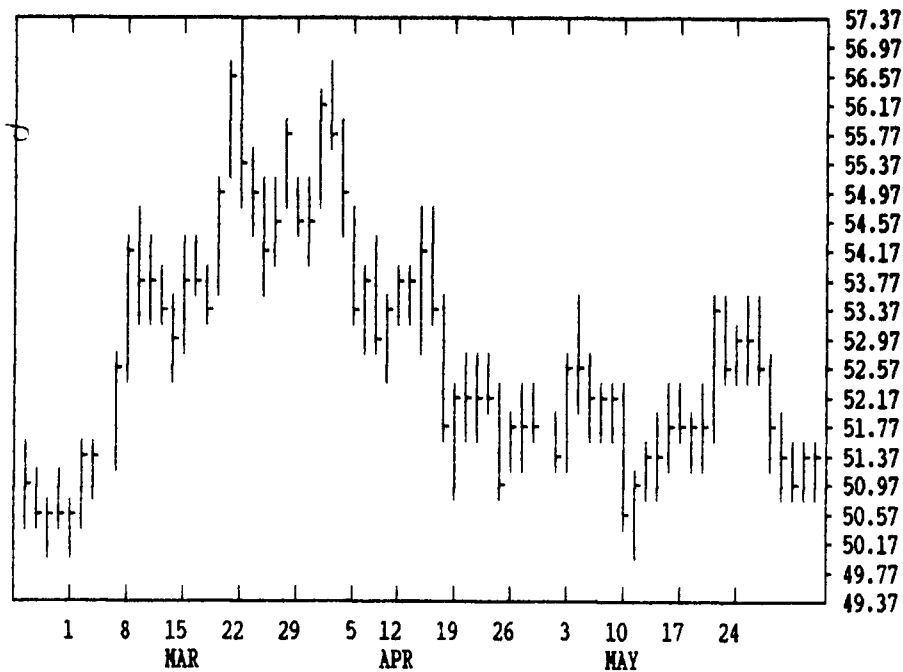
GRAIN, CATTLE AND HOG FUTURES MARKETS

(Closing bids: Thursday, June 3, 1993)

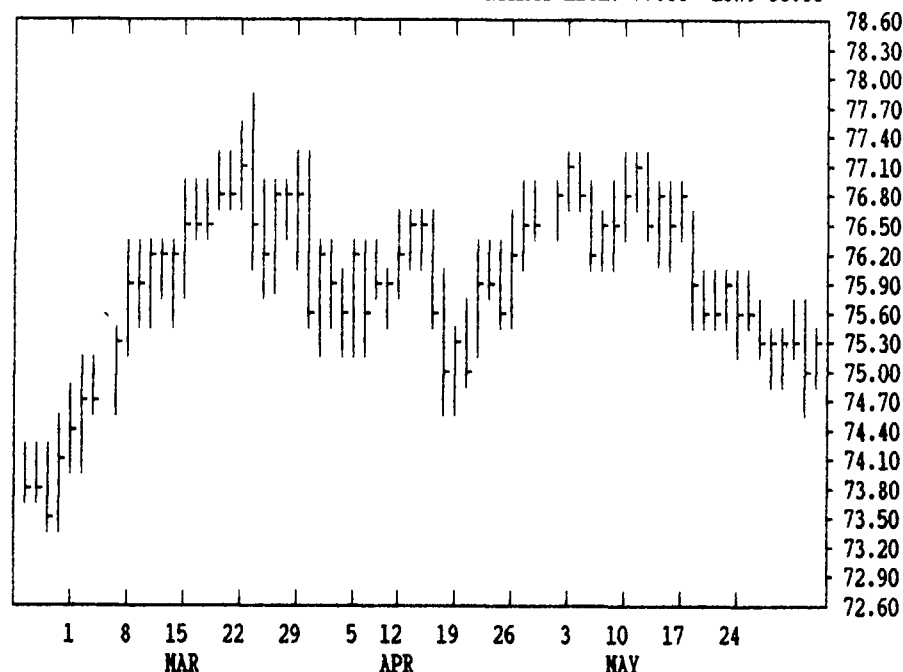
DTN GRAINS 18 JULY CORN CONTRACT HIGH: 2.860 LOW: 2.184



DTN LIVESTOCK 18 JUNE LIVE HOGS CONTRACT HIGH: 57.00 LOW: 44.00



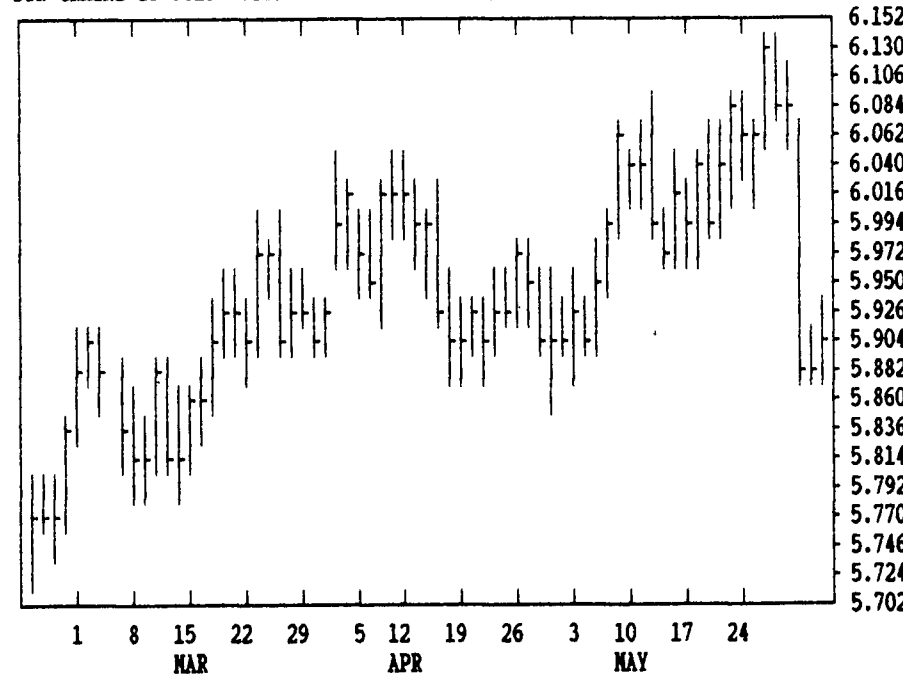
DTN LIVESTOCK 19 JUNE LIVE CATTLE CONTRACT HIGH: 77.80 LOW: 66.80



DTN FUTURES 13 06/03/93		TECHNICAL POINTS				SLOW STOCHASTIC						
PRICES ARE DECIMAL		MOVING AVERAGES				RSI'S						
CONTRACT	CLOSE	4-DAY	9-DAY	18-DAY	45-DAY	9DAY	14DAY	30DAY	%K	%D	%K	%D
WHEAT JUL	285.25	285.19	288.69	292.14	300.65	31.9	33.5	37.0	24	16	11	12
WHEAT DEC	300.75	300.12	303.28	306.24	314.00	34.8	35.3	38.1	33	20	14	12
KCWHT JUL	289.00	289.62	292.42	293.90	299.19	37.3	38.9	40.7	17	18	18	23
KCWHT DEC	299.75	300.81	303.25	304.79	310.19	35.0	36.5	39.2	28	23	16	19
MNWHT JUL	295.25	295.31	298.94	301.74	307.83	34.9	36.5	39.3	22	15	12	16
CORN JUL	219.00	220.56	223.67	226.21	230.72	25.3	31.1	38.1	7	11	6	11
CORN SEP	223.75	225.25	228.47	230.93	235.25	25.0	30.7	37.5	6	9	5	11
CORN DEC	229.75	231.50	234.94	236.92	240.71	26.1	31.9	38.5	4	8	6	19
OATS JUL	136.00	135.44	136.11	138.32	143.34	44.8	44.2	45.6	30	29	16	17
BEANS JUL	590.00	594.06	602.17	602.07	598.51	34.7	40.2	46.6	4	14	35	67
BEANS AUG	587.75	592.50	600.75	601.12	598.81	32.2	38.3	45.3	2	12	32	64
BEANS NOV	584.75	590.62	599.42	601.40	602.06	25.4	32.6	41.6	3	13	29	58
NEAL JUL	187.80	188.28	190.58	190.88	188.58	38.1	43.5	49.6	8	13	38	64
BWOIL JUL	20.78	20.99	21.28	21.30	21.36	30.5	36.6	43.6	5	9	27	56
CATTLE JUN	75.48	75.30	75.42	75.95	76.10	44.0	44.4	48.7	38	28	12	8
CATTLE AUG	73.73	73.47	73.40	73.45	73.24	58.4	55.9	55.0	50	43	49	45
FCTL AUG	85.68	85.54	85.38	85.34	84.68	58.6	58.4	58.4	44	51	62	60
HOGS JUN	51.30	51.36	52.10	51.90	52.52	39.7	42.9	47.4	11	10	34	54
HOGS JUL	48.90	49.28	50.58	50.68	51.33	24.8	32.9	43.0	4	6	8	37
PKBLS JUL	38.47	38.99	40.89	42.10	45.82	26.7	31.7	39.9	9	6	5	10

CORN				CHICAGO WHEAT				K.C. WHEAT						
HIGH	LOW	LAST	CHG	HIGH	LOW	LAST	CHG	HIGH	LOW	LAST	CHG			
JUL	2210	2184	2190*	-2	JUL	2872	2844	2852*	+6	JUL	2914	2890	2890*	-4
SEP	2254	2232	2236*	0	SEP	2904	2876	2882*	+6	SEP	2934	2904	2910*	-6
DEC	2320	2294	2296*	0	DEC	3022	2996	3006*	+10	DEC	3030	2996	2996*	-20
MAR	2392	2370	2372*	0	MAR	3090	3064	3066*	-2	MAR	3066	3054	3054*	-6
MAY	2440	2416	2416*	-2	MAY	3092	3066	3066*	-4	MAY	3064	3060	3060*	-2
JUL	2472	2456	2460*	+2	JUL	3072	3060	3062*	-4	MINN WHEAT				
SEP	2420	2420	2420*	0	OATS				JUL	2980	2950	2952*	+4	
DEC	2410	2400	2402*	0	JUL	1376	1352	1360*	+4	SEP	2964	2934	2940*	-4
MAR	SOYBEANS				SEP	1392	1370	1374*	+4	DEC	3046	3022	3022*	-6
JUL	5940	5896	5900*	+12	DEC	1432	1410	1414*	0	MAR	3094* 0			
AUG	5916	5874	5876*	+4	MAR	1454* 0				MAY	3080*-300			
SEP	5884	5844	5846*	+6	SOYBEAN MEAL				SOYBEAN OIL					
NOV	5890	5844	5846*	-2	JUL	1887	1874	1878*	+9	JUL	2095	2077	2078*	+1
JAN	5954	5910	5910*	0	AUG	1877	1867	1867*	+4	AUG	2107	2091	2092*	-1
MAR	6014	5980	5980*	0	SEP	1874	1863	1863*	+5	SEP	2118	2102	2104*	-1
MAY	6042	6004	6004*	+2	OCT	1870	1858	1860*	+2	OCT	2127	2116	2116*	0
JUL	6054	6024	6024*	+4	DEC	1875	1864	1866*	+6	DEC	2151	2136	2138*	-1
AUG	SOYBEAN OIL				JAN	1873	1860	1860*	-2	JAN	2161	2148	2149*	0
NOV	5894	5864	5870*	-4	MAR	1872	1865	1865*	+1	MAR	2178	2169	2169*	0
LIVE CATTLE				FEEDER CATTLE				LIVE HOGS						
HIGH	LOW	LAST	CHG	HIGH	LOW	LAST	CHG	HIGH	LOW	LAST	CHG			
JUN	7550	7507	7547*	+47	AUG	8572	8530	8567*	+40	JUN	5160	5125	5130*	-27
AUG	7380	7325	7372*	+50	SEP	8475	8435	8472*	+32	JUL	4957	4885	4890*	-40
OCT	7452	7405	7450*	+45	OCT	8450	8400	8447*	+35	AUG	4737	4670	4692*	-27
DEC	7455	7407	7452*	+45	NOV	8462	8445	8445*	+15	OCT	4250	4202	4217*	-25
FEB	7410	7360	7402*	+45	JAN	8375		8375*	+25	DEC	4365	4305	4317*	-22
APR	7515	7492	7515*	+45	MAR	8292	8282	8290*	+35	FEB	4370	4330	4345*	-15
JUN	7250	7200	7232*	+32	APR	8260		8260*	+20	APR	4260	4235	4235*	-20
AUG	SWISS FRANC				MAY	8260	8260	8260*	+40	JUN	4787	4770	4770*	-10
JUN	7035	6978	6990*	-35	EURODOLLAR				PORK BELLIES					
SEP	7004	6950	6959*	-34	JUN	9668	9666	9668*	+2	JUL	3965	3812	3847*	-80
DEC	6975	6935	6939*	-34	SEP	9649	9644	9648*	+3	AUG	3845	3715	3757*	-50
BRITISH POUND				DEC	9604	9597	9603*	+6	FEB	4130	4062	4067*	-30	
JUN	15434	15370	15420*	+20	MAR	9592	9586	9591*	+5	MAR	4050	4002	4002*	-40
SEP	15336	15270	15324*	+22	JUN	9559	9552	9558*	+6	MAY	4080*-25			
DEC	15242* +20				SEP	9528	9520	9527*	+6	JUL	4100*-182			
JAPANESE YEN				S&P 500 INDEX				GERMAN MARK						
JUN	9340	9269	9326*	+3	JUN	45315	45115	45240*-100	JUN	6252	6228	6241*	-10	
SEP	9335	9270	9328*	+3	SEP	45390	45200	45325*-100	SEP	6184	6165	6176*	-8	
DEC	9335	9308	9335*	+3	DEC	45480	45300	45420*-105	DEC	6130	6120	6126*	-8	
				MAR	45560*-115				MAR	6094	6085	6094*	-6	

DTN GRAINS 23 JULY SOYBEANS CONTRACT HIGH: 6.710 LOW: 5.510



DTN GRAINS 25 JULY SOY MEAL CONTRACT HIGH: 208.0 LOW: 179.0

