

Discover the Sprra-Coupe Advantage




Model 220 Wide Front

When You Can't Afford The Weight!

A Melroe Sprra-Coupe gets you through your fields with efficiency, minimum tracking damage and easy maneuverability. You can rely on the Sprra-Coupe advantage offering a lightweight, heavy-duty sprayer that's fast, comfortable and versatile.

• Sprra-Coupe's speed and ease of handling means you're finished with your spraying before others who use slower and bulkier sprayers.



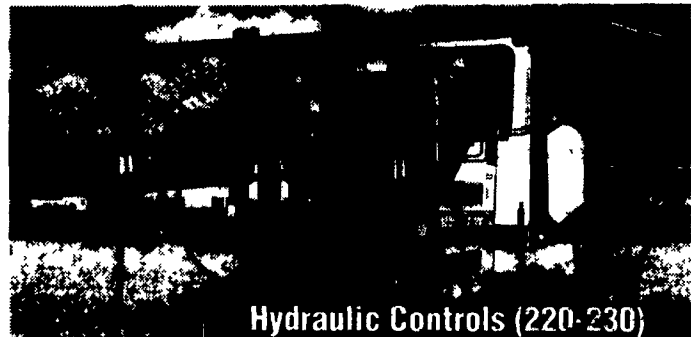
Sprra Controller... A computer-based control console automatically maintains your flow regardless of speed or gear selection.

• With the full line of Sprra-Coupe options and accessories, every Sprra-Coupe model turns into the ideal sprayer for small grains and row crops.

• Sprra-Coupe has been a leader across the nation for three decades.


So take some of the weight off the fields that mean so

much to you. Check out a Melroe Sprra-Coupe or see a custom applicator who owns a Sprra-Coupe and control your weight!



Hydraulic Controls (220-230)

Boom height, Boom tip and Boom fold are all hydraulically controlled from the comfortable cab so correct boom height from tip to target can be easily obtained.



Model 216

Great for small grains and row crops, the 216 reaches speeds over 24 m.p.h., features electric boom selector valves and electrically adjustable boom height.



Model 230

The mighty 230 offers high efficiency in a high-clearance sprayer for the taller crops such as cotton. The wide front is standard for more stability on all terrain.



GVM, Incorporated
P.O. Box 358
374 Heidlersburg Rd.
Biglerville, PA 17307
(717) 677-6197

SPRA-COUPÉ

1 8 0 0 3 4 5 3 5 4 6