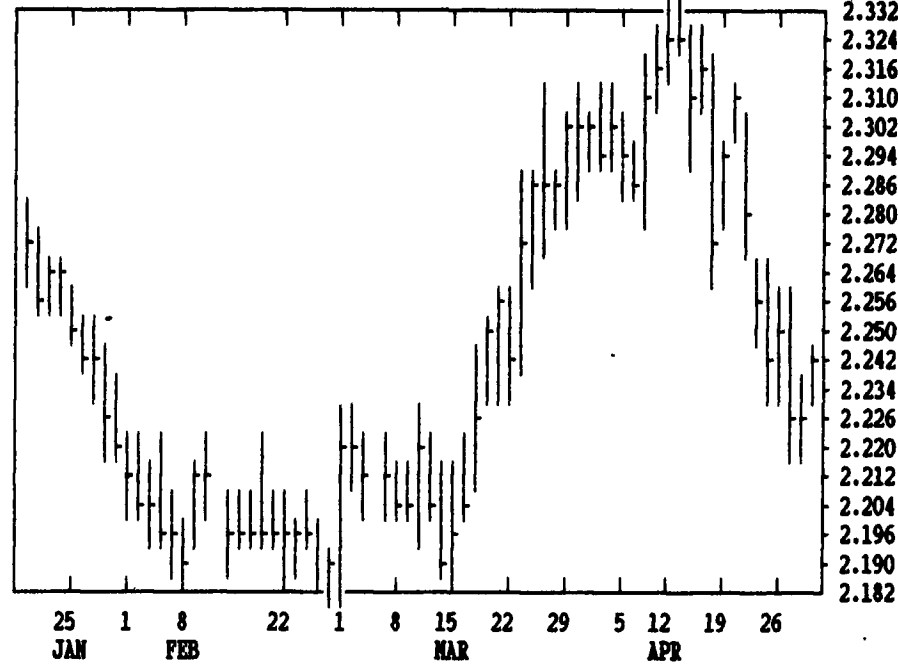


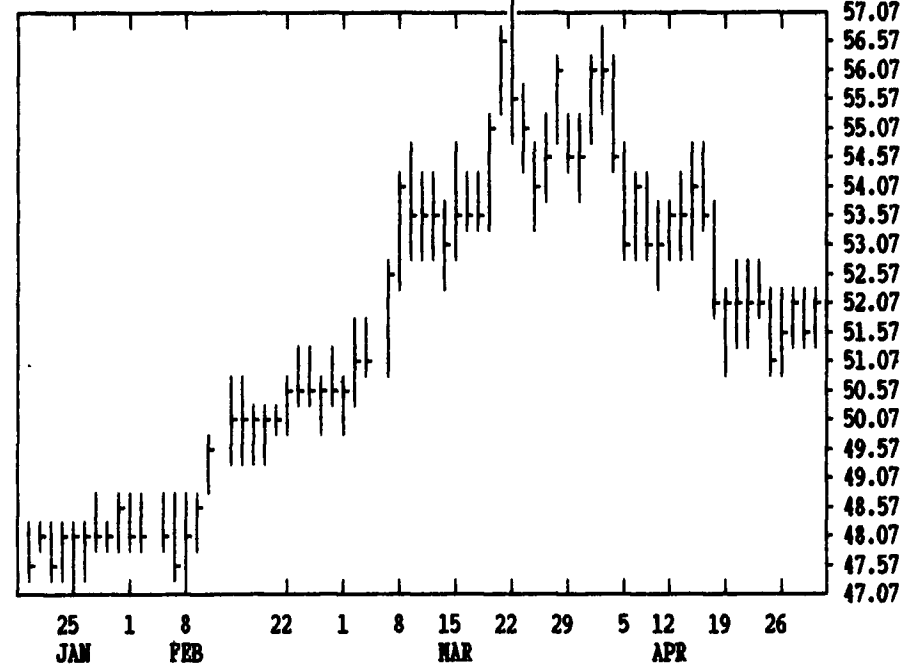
GRAIN, CATTLE AND HOG FUTURES MARKETS

(Closing bids: Thursday, April 29, 1993)

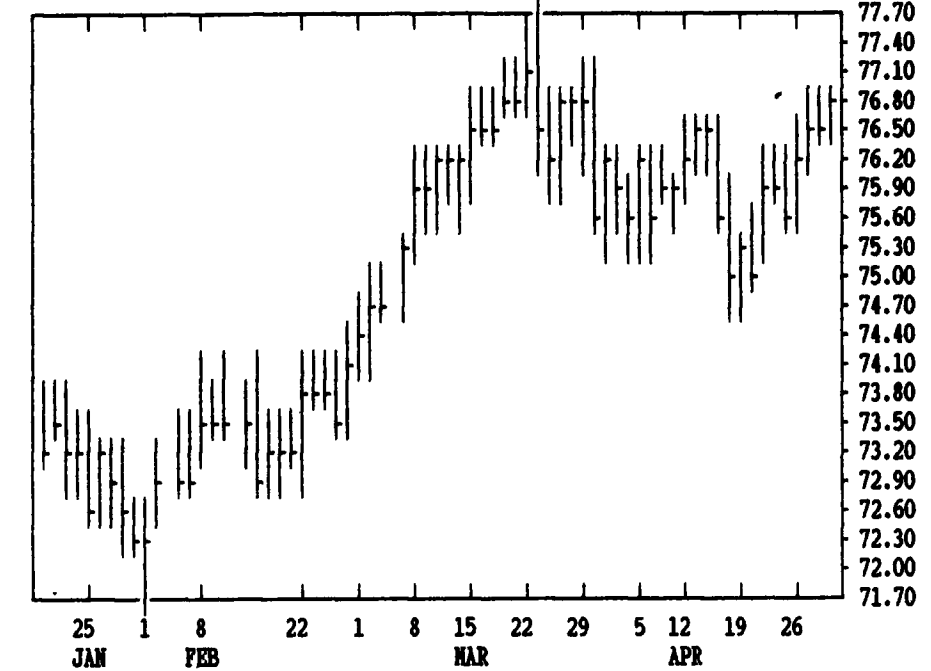
DTN GRAINS 18 MAY CORN CONTRACT HIGH: 2.846 LOW: 2.182



DTN LIVESTOCK 18 JUNE LIVE HOGS CONTRACT HIGH: 57.00 LOW: 44.00



DTN LIVESTOCK 19 JUNE LIVE CATTLE CONTRACT HIGH: 77.80 LOW: 66.80



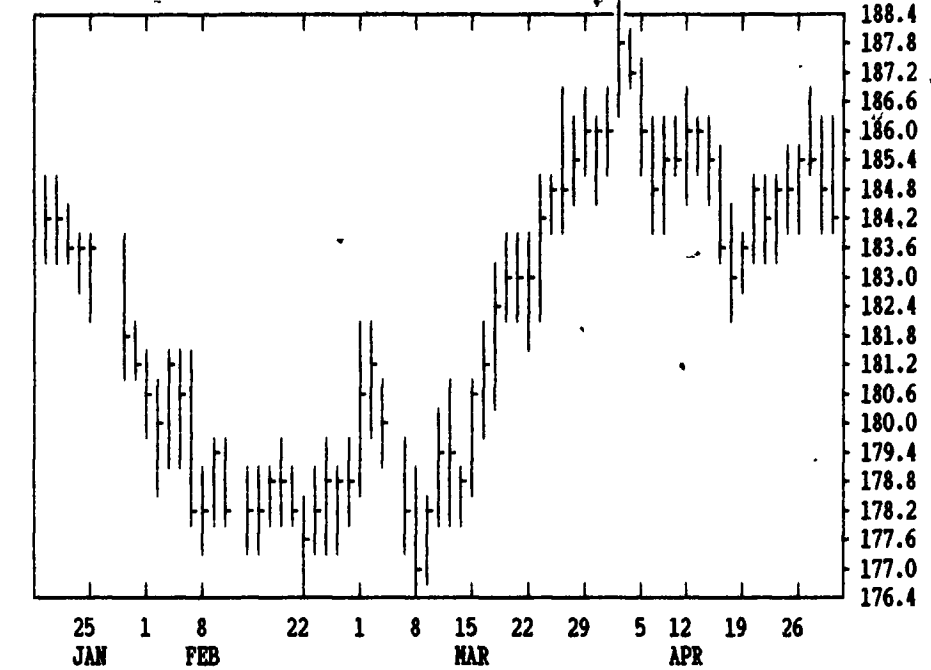
DTN FUTURES	13 04/29/93	TECHNICAL POINTS					SLOW STOCHASTIC						
		CONTRACT	CLOSE	4-DAY	9-DAY	18-DAY	45-DAY	9DAY	14DAY	30DAY	%K	%D	%K
WHEAT	MAY	343.75	348.56	354.44	352.44	344.32	37.5	43.6	48.4	16	21	35	61
WHEAT	JUL	298.25	299.56	304.94	309.14	309.61	22.4	29.8	38.4	22	17	12	27
KCWHT	MAY	316.75	319.00	325.06	328.99	327.39	21.6	31.4	41.1	9	11	8	19
KCWHT	JUL	297.25	298.25	302.97	305.22	305.36	30.0	35.4	40.6	7	6	10	39
MINWHT	MAY	314.50	317.81	324.50	329.69	329.50	19.0	27.7	38.2	8	6	4	14
CORN	MAY	224.25	224.00	226.14	228.56	226.02	38.8	42.2	47.3	18	15	10	18
CORN	JUL	228.75	229.00	231.56	234.11	232.20	35.7	39.6	45.4	10	11	8	17
CORN	DEC	237.00	237.44	240.92	243.92	243.19	30.9	35.2	41.7	8	9	7	15
OATS	MAY	139.00	140.37	146.22	145.93	141.18	38.4	42.8	47.0	7	6	20	47
BEANS	MAY	588.00	591.37	591.00	592.29	587.66	41.2	46.5	51.3	32	55	48	51
BEANS	JUL	590.25	593.44	593.11	595.68	592.04	40.1	44.9	49.9	32	53	32	33
BEANS	NOV	595.00	598.94	599.03	602.94	600.24	36.5	41.7	48.1	29	52	24	25
NEAL	MAY	184.60	185.20	184.80	185.02	183.31	47.2	50.5	52.8	38	56	42	39
BNOWL	MAY	20.91	21.14	21.11	21.26	21.19	37.7	42.3	47.3	25	47	39	42
CATTLE	JUN	76.95	76.64	76.14	76.07	76.00	63.9	59.9	58.6	88	81	71	53
CATTLE	AUG	73.90	73.67	73.39	72.97	72.68	66.3	62.2	59.3	78	73	85	73
FCTL	APR	85.75	85.77	85.99	85.61	85.38	50.8	52.9	55.5	15	18	66	76
HOGS	JUN	52.30	52.01	51.99	52.72	53.36	46.0	46.3	50.6	64	49	14	14
HOGS	JUL	51.33	51.07	50.99	51.74	51.73	47.5	48.0	51.8	71	54	18	16
PKBLS	MAY	42.88	44.77	46.08	48.25	48.23	28.2	35.3	44.5	11	22	9	14

CORN				CHICAGO WHEAT				K.C. WHEAT						
	HIGH	LOW	LAST CHG		HIGH	LOW	LAST CHG		HIGH	LOW	LAST CHG			
MAY	2244	2234	2242*	+10	MAY	3484	3422	3436*	-70	MAY	3190	3160	3166*	-16
JLY	2294	2284	2286*	+4	JLY	3000	2954	2982*	-22	JLY	2990	2954	2972*	-14
SEP	2336	2324	2330*	+6	SEP	3034	2990	3014*	-22	SEP	3012	2980	3002*	-6
DEC	2376	2366	2370*	+6	DEC	3136	3100	3114*	-26	DEC	3100	3076	3100*	0
MAR	2442	2432	2434*	+6	MAR	3180	3150	3170*	-20	MAR	3144	3120	3144*	0
MAY	2484	2480	2480*	+4	MAY	3164	3150	3156*	-26	MINN WHEAT				
JLY	2520	2512	2514*	+4	OATS				MAY	3174	3130	3144*	-30	
SEP					MAY	1404	1374	1390*	+20	JLY	3064	3032	3044*	-14
DEC	2482	2470	2474*	+4	JLY	1434	1404	1420*	+20	SEP	3022	3000	3010*	-4
SOYBEANS				SEP	1440	1412	1424*	+20	DEC	3114	3100	3104*	-4	
MAY	5924	5860	5880*	-20	DEC	1460	1432	1442*	+12	MAR	3140*		0	
JLY	5944	5870	5902*	-12	SOYBEAN MEAL				SOYBEAN OIL					
AUG	5960	5890	5912*	-12	MAY	1861	1842	1846*	-6	MAY	2111	2086	2091*	-18
SEP	5956	5894	5914*	-12	JLY	1874	1854	1861*	0	JLY	2138	2111	2116*	-19
NOV	5994	5924	5950*	-14	AUG	1877	1861	1868*	+3	AUG	2148	2125	2126*	-20
JAN	6054	5990	6016*	-12	SEP	1882	1866	1874*	+4	SEP	2162	2136	2139*	-18
MAR	6100	6066	6084*	-14	OCT	1882	1868	1875*	+1	OCT	2170	2149	2149*	-19
MAY	6140	6100	6124*	-6	DEC	1898	1878	1887*	+1	DEC	2195	2168	2175*	-19
JLY	6154	6130	6144*	-16	JAN	1892	1882	1890*	+1	JAN	2198	2182	2183*	-17
NOV	6030	5970	5972*	-22	MAR	1900	1893	1894*	+2	MAR	2218	2198	2203*	-17

LIVE CATTLE				FEEDER CATTLE				LIVE HOGS						
	HIGH	LOW	LAST CHG		HIGH	LOW	LAST CHG		HIGH	LOW	LAST CHG			
JUN	7702	7672	7695*	+22	MAY					JUN	5235	5160	5230*	+40
AUG	7395	7365	7390*	+27	AUG					JUL	5135	5070	5132*	+27
OCT	7455	7420	7450*	+32	SEP					AUG	4885	4817	4862*	+17
DEC	7477	7450	7475*	+27	OCT					OCT	4310	4250	4305*	+22
FEB	7435	7402	7417*	+27	NOV					DEC	4400	4360	4395*	+17
APR	7522	7500	7517*	+17	JAN					FEB	4395*		-5	
JUN	7255	7245	7250*	+12	MAR					APR	4280	4270	4270*	0
AUG					APR					JUN	4780	4780*	0	

SWISS FRANC				EURODOLLAR				PORK BELLIES						
	HIGH	LOW	LAST CHG		HIGH	LOW	LAST CHG		HIGH	LOW	LAST CHG			
JUN	7032	6960	7000*	+16	JUN	9680	9677	9679*	+2	MAY	4370	4240	4287*	-110
SEP	7005	6940	6973*	+13	SEP	9669	9664	9668*	+4	JLY	4485	4352	4402*	-95
DEC	6990	6930	6957*	+11	DEC	9632	9625	9631*	+6	AUG	4240	4135	4200*	-90
BRITISH POUND				MAR	9623	9614	9622*	+8	FEB	4150	4085	4100*	-20	
JUN	15750	15618	15682*	-8	JUN	9590	9580	9589*	+10	MAR	4002*		-22	
SEP	15640	15520	15572*	-12	SEP	9557	9548	9556*	+10	MAY	4200*		-50	
DEC	15468*				-14	S&P 500 INDEX				GERMAN MARK				
JAPANESE YEN				JUN	43945	43485	43930*	+235	JUN	6334	6273	6298*	+8	
JUN	9022	8918	9003*	+86	SEP	43990	43550	43985*	+240	SEP	6268	6212	6234*	+7
SEP	9020	8929	9002*	+85	DEC	44045	43650	44045*	+240	DEC	6200	6180	6186*	+7
DEC	9016	8990	9006*	+84	MAR	44150	44130*		+235	MAR	6165	6149	6150*	+7

DTN GRAINS 25 MAY SOY MEAL CONTRACT HIGH: 210.0 LOW: 177.0



DTN GRAINS 23 MAY SOYBEANS CONTRACT HIGH: 6.684 LOW: 5.460

