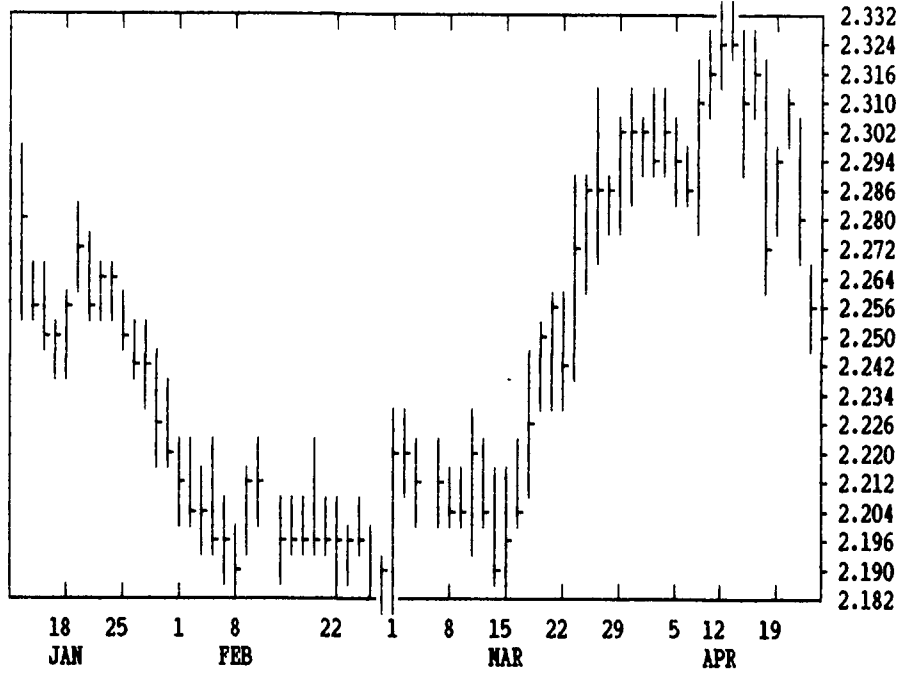


GRAIN, CATTLE AND HOG FUTURES MARKETS

(Closing bids: Thursday, April 22, 1993)

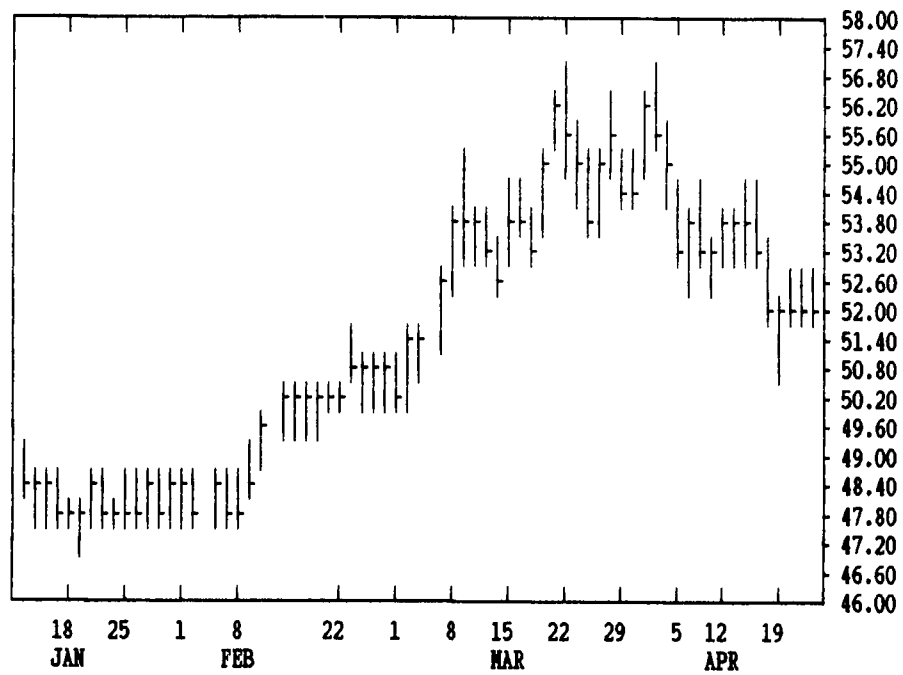
DTN GRAINS 18 MAY CORN

CONTRACT HIGH: 2.846 LOW: 2.182



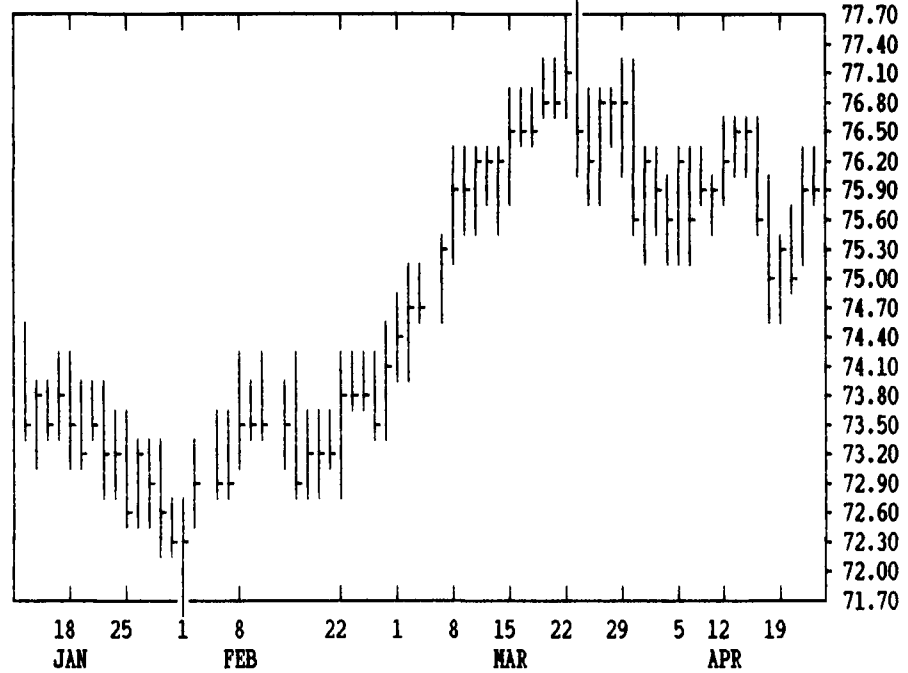
DTN LIVESTOCK 18 JUNE LIVE HOGS

CONTRACT HIGH: 57.00 LOW: 44.00



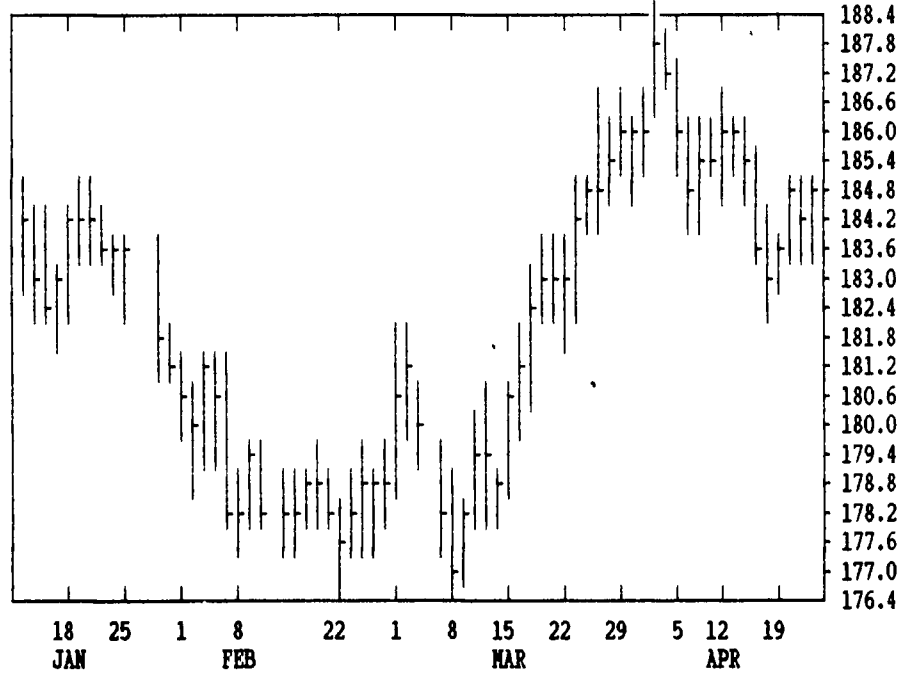
DTN LIVESTOCK 19 JUNE LIVE CATTLE

CONTRACT HIGH: 77.80 LOW: 66.80



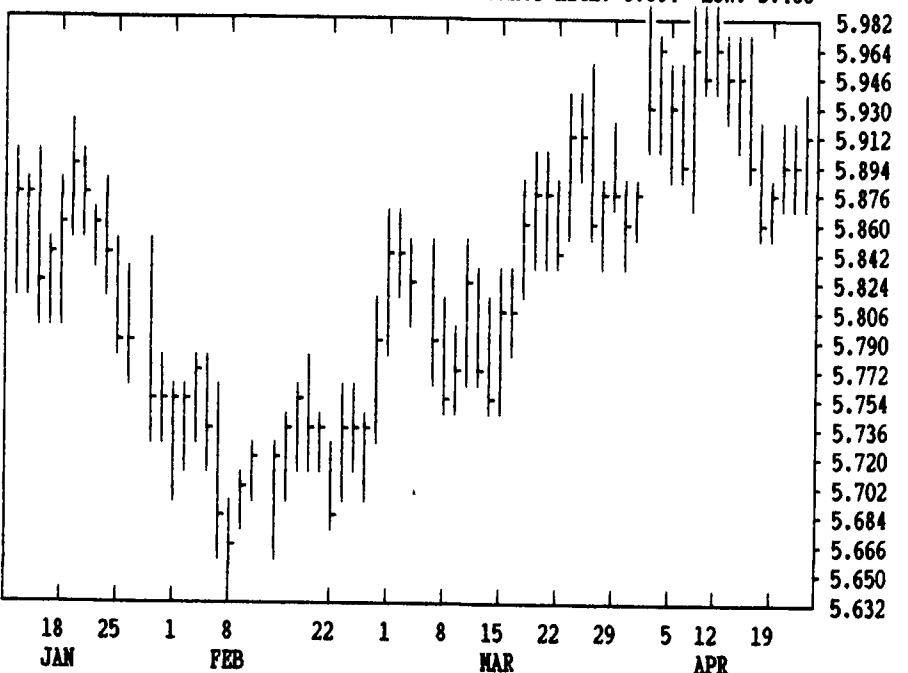
DTN GRAINS 25 MAY SOY MEAL

CONTRACT HIGH: 210.0 LOW: 177.0



DTN GRAINS 23 MAY SOYBEANS

CONTRACT HIGH: 6.684 LOW: 5.460



DTN FUTURES	13 04/22/93	TECHNICAL POINTS				SLOW STOCHASTIC				
PRICES ARE DECIMAL		MOVING AVERAGES		RSI'S		5 DAY		20 DAY		
CONTRACT	CLOSE	4-DAY	9-DAY	18-DAY	45-DAY	9DAY	14DAY	30DAY	%K	%D
WHEAT	MAY 360.75	360.87	356.72	352.14	343.09	64.7	62.5	58.0	80	85
WHEAT	JUL 309.00	310.44	312.03	311.87	311.54	40.3	44.0	45.9	34	31
KCWHT	MAY 327.75	331.06	332.61	332.21	327.85	39.0	44.7	48.3	31	32
KCWHT	JUL 307.00	307.81	307.72	306.67	307.01	50.3	50.0	48.0	70	59
MNWHY	MAY 328.50	331.87	333.11	334.11	330.41	36.1	42.6	46.9	38	39
CORN	MAY 226.25	228.75	230.17	230.29	225.57	38.3	44.1	49.6	33	38
CORN	JUL 232.00	234.56	235.89	236.00	231.96	39.3	44.0	49.0	41	44
CORN	DEC 241.50	244.69	245.97	245.96	243.30	37.0	41.5	46.8	38	43
OATS	MAY 150.50	152.06	149.19	146.00	140.64	58.8	59.6	57.9	66	75
BEANS	MAY 592.00	590.25	591.78	592.03	585.62	53.1	54.0	54.4	53	36
BEANS	JUL 593.75	592.50	595.06	596.32	590.19	47.8	50.1	52.4	38	27
BEANS	NOV 600.25	598.81	602.36	604.43	598.66	45.3	48.1	51.5	29	22
NEAL	MAY 184.80	184.38	184.69	185.47	182.56	51.1	52.8	53.4	67	50
BNOIL	MAY 21.06	21.10	21.24	21.23	21.17	40.7	45.4	49.1	23	18
CATTLE	APR 82.18	81.83	81.85	81.64	81.56	56.4	55.1	57.3	71	52
CATTLE	JUN 76.05	75.72	75.90	75.97	75.69	52.0	52.0	54.8	55	40
FCTL	APR 86.25	86.19	85.75	85.52	85.10	66.2	61.7	58.8	85	85
HOGS	APR 46.28	46.22	46.73	47.65	47.73	34.4	40.0	48.4	27	20
HOGS	JUN 52.18	52.21	52.89	53.68	53.21	37.6	42.7	50.0	34	29
PKBLS	MAY 48.78	47.21	49.37	49.52	47.59	48.4	50.1	53.5	20	9

CORN				CHICAGO WHEAT				K.C. WHEAT			
MAY	JUL	SEP	DEC	MAY	JUL	SEP	DEC	MAY	JUL	SEP	DEC
2270	2326	2372	2426	3640	3096	3126	3224	3292	3076	3100	3184
2254	2306	2354	2400	3570	3080	3110	3212	3256	3056	3082	3164
2262*	2320*	2366*	2414*	3606*	3090*	3126*	3224*	3276*	3070*	3100*	3184*
-16	-16	-14	-22	-20	-16	-10	-4	-24	-10	0	+6
2490	2490	2490	2490	3250	3250	3250	3250	3200*	3200*	3200*	3200*
2524	2524	2524	2524	3250	3250	3250	3250	3200*	3200*	3200*	3200*
2524*	2524*	2524*	2524*	3250*	3250*	3250*	3250*	3200*	3200*	3200*	3200*
-20	-20	-20	-20	-4	-4	-4	-4	0	0	0	0

LIVE CATTLE				FEEDER CATTLE				LIVE HOGS			
APR	JUN	AUG	OCT	APR	JUN	AUG	OCT	APR	JUN	AUG	OCT
8220	7642	7385	7455	8640	8567	8505	8395	4670	5285	5180	4910
8192	7585	7332	7415	8625*	8530	8467	8370	4610	5210	5110	4860
+15	-5	+17	+7	+5	+7	+20	+22	+7	+10	+2	+2
7462	7420	7462	7462	8350	8360	8350	8350	4355	4450	4450	4450
7432	7387	7450*	7450*	8320	8320	8320	8320	4315	4415	4415	4415
+10	+5	+10	+10	+22	+30	+30	+30	-5	-10	-10	-10
7510	7510	7510	7510	8315	8315	8315	8315	4450	4450	4450	4450
7492	7492	7492	7492	8300	8300	8300	8300	4440	4440	4440	4440
+7	+7	+7	+7	+20	+20	+20	+20	-5	-5	-5	-5

SWISS FRANC				EURODOLLAR				PORK BELLIES			
JUN	SEP	DEC	BRITISH POUND	JUN	SEP	DEC	MAR	MAY	JUL	AUG	MAR
6880	6845	6825	15472	9679	9669	9635	9625	4877	4980	4785	4260
6805	6775	6825*	15300	9677	9666	9630	9619	4877	4980	4785	4260*
6862*	6839*	6825*	15470**+128	9678*	9668*	9634*	9624*	4877	4980	4785	4260*
+23	+24	+25	+128	0	0	+2	+3	+200	+200	+100	+97
15370	15370	15370	15364**+126	9594	9565	9565	9565	4250	4250	4250	4250
15262	15262	15262	15262**+122	9586	9555	9564*	9564*	4250	4250	4250	4250
+128	+126	+122	+122	+5	+6	+6	+6	+30	+30	+30	+30