GRAIN, CATTLE AND HOG FUTURES MARKETS

(Closing bids: Thursday, April 15, 1993)

DTN GRAINS 18 MAY CORN CONTRACT HIGH: 2.846 LOW: 2.182

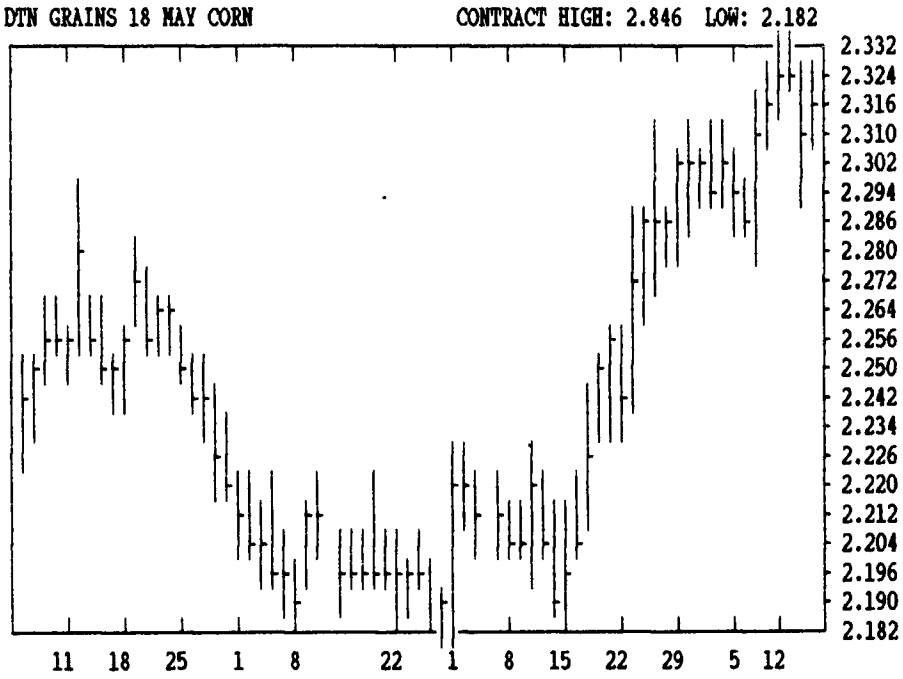

DTN LIVESTOCK 17 JUNE LIVE HOGS CONTRACT HIGH: 57.00 LOW: 44.00

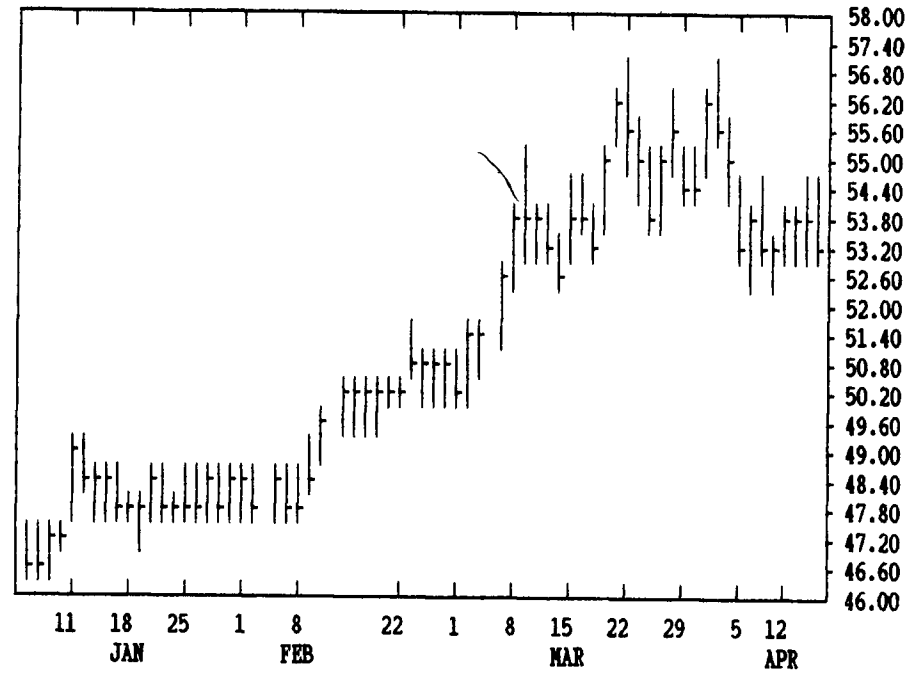

DTN LIVESTOCK 18 JUNE LIVE CATTLE CONTRACT HIGH: 77.80 LOW: 66.80

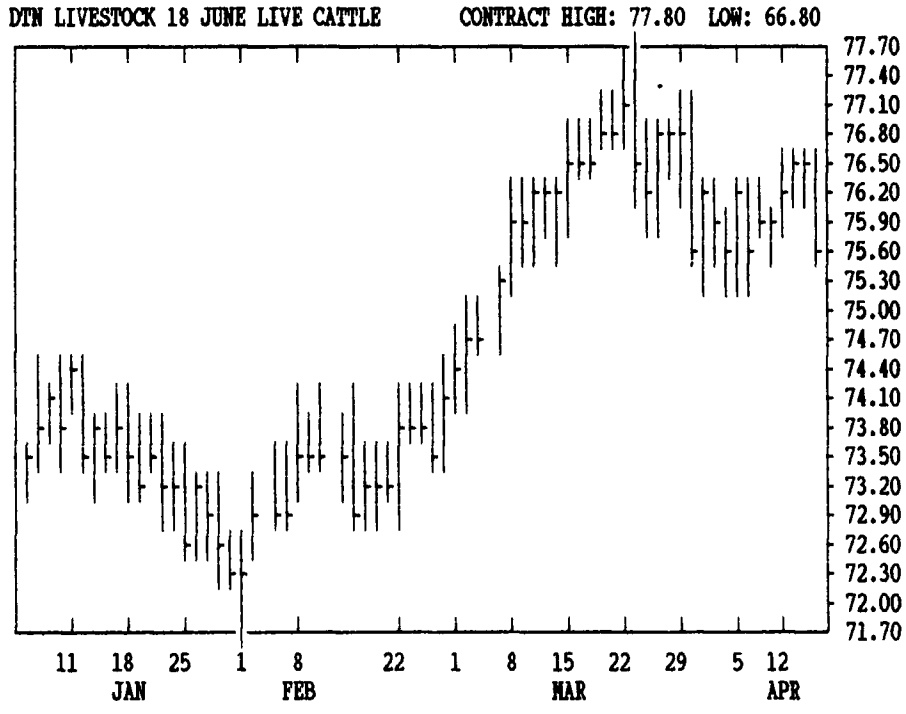

DTN GRAINS 23 MAY SOYBEANS CONTRACT HIGH: 6.684 LOW: 5.460

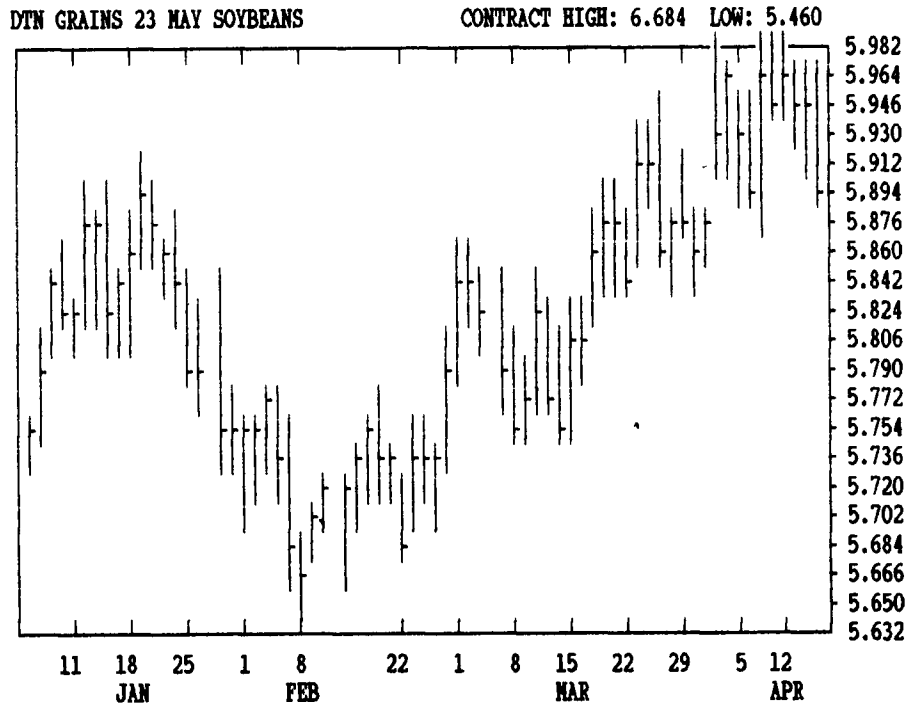

DTN GRAINS 25 MAY SOY MEAL CONTRACT HIGH: 210.0 LOW: 177.0

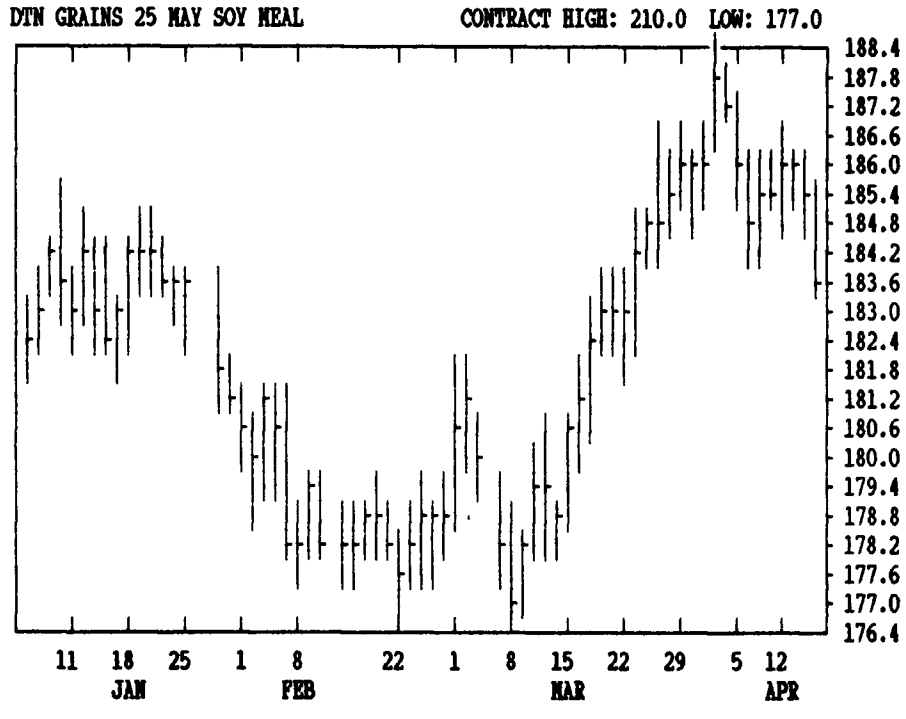

DTN FUTURES 13 04/15/93 TECHNICAL POINTS

PRICES ARE DECIMAL

CONTRACT		CLOSE	4-DAY	9-DAY	18-DAY	45-DAY	RSI'S 9DAY	RSI'S 14DAY	RSI'S 30DAY	SLOW STOCHASTIC 5 DAY %K	5 DAY %D	20 DAY %K	20 DAY %D
WHEAT	MAY	355.50	351.75	349.89	347.51	341.07	64.7	61.2	56.5	81	72	82	78
WHEAT	JUL	313.00	314.00	313.97	310.65	312.99	53.1	51.7	49.0	61	68	83	81
KCWHT	MAY	333.00	333.81	333.22	331.29	327.62	53.7	53.7	52.1	50	66	79	80
KCWHT	JUL	307.50	308.19	307.97	304.93	308.40	53.6	51.4	48.1	71	78	83	79
MNWHT	MAY	332.00	334.50	335.78	333.26	330.21	45.5	48.8	49.6	25	45	66	73
CORN	MAY	231.75	232.19	231.31	230.06	224.66	63.1	64.7	61.1	67	78	91	92
CORN	JUL	237.25	237.94	237.06	236.06	231.24	59.2	61.2	59.3	64	77	88	90
CORN	DEC	247.00	247.87	247.22	246.04	242.84	55.5	57.6	57.2	46	67	82	89
OATS	MAY	147.75	147.19	145.25	142.51	139.41	64.0	62.9	58.4	45	59	79	84
BEANS	MAY	590.50	594.56	594.67	591.78	583.74	47.1	51.5	53.8	52	70	83	87
BEANS	JUL	593.75	598.87	599.56	596.86	588.59	43.8	49.2	52.6	39	61	77	83
BEANS	NOV	601.75	607.37	608.42	605.64	597.35	42.1	48.2	52.5	30	54	71	80
MEAL	MAY	183.90	185.43	185.74	185.63	181.96	40.8	48.0	51.7	38	52	62	70
BNOIL	MAY	21.30	21.38	21.43	21.21	21.17	50.5	51.5	51.7	27	41	69	78
CATTLE	APR	81.90	82.06	81.52	82.02	81.30	51.4	52.7	57.0	78	84	37	28
CATTLE	JUN	75.82	76.32	76.08	76.29	75.45	44.1	48.4	54.2	59	74	35	30
FCTL	APR	85.60	85.34	85.18	85.45	84.86	56.9	55.3	55.6	79	62	26	17
HOGS	APR	47.08	47.33	47.50	48.82	47.57	38.1	43.4	50.9	30	30	6	8
HOGS	JUN	53.50	53.79	53.77	54.50	52.99	44.9	48.6	54.1	59	53	21	20
PKBLS	MAY	51.18	51.58	50.53	50.69	46.58	54.6	56.4	58.0	69	75	45	36

LIVE CATTLE	HIGH	LOW	LAST	CHG
APR	8230	8187	8190*	-32
JUN	7672	7580	7582*	-70
AUG	7332	7270	7277*	-42
OCT	7420	7370	7375*	-12
DEC	7422	7382	7400*	+12
FEB	7375	7320	7330*	+10
APR	7475	7440	7465*	+40
JUN				

FEEDER CATTLE	HIGH	LOW	LAST	CHG
APR	8607	8550	8560*	-5
MAY	8495	8462	8467*	+2
AUG	8422	8385	8390*	-2
SEP	8310	8270	8270*	+10
OCT	8270	8250	8255*	+10
NOV	8280	8260	8275*	+15
JAN	8235	8215	8225*	+5
MAR	8170	8150	8170*	+20

LIVE HOGS	HIGH	LOW	LAST	CHG
APR	4782	4700	4707*	-42
JUN	5447	5345	5350*	-70
JLY	5350	5250	5255*	-62
AUG	5055	4945	4952*	-50
OCT	4470	4390	4392*	-67
DEC	4570	4490	4500*	-45
FEB	4555	4500	4505*	-35
APR	4420	4410	4410*	0

SWISS FRANC				
JUN	6854	6784	6792*	-29
SEP	6830	6760	6768*	-30
DEC			6755*	-31

BRITISH POUND				
JUN	15470	15292	15324*	-114
SEP	15370	15200	15226*	-114
DEC	15290	15100	15138*	-114

JAPANESE YEN				
JUN	8873	8766	8832*	+51
SEP	8870	8772	8832*	+52
DEC	8885		8837*	+53

EURODOLLAR				
JUN	9678	9676	9677*	0
SEP	9668	9664	9667*	0
DEC	9633	9628	9632*	0
MAR	9623	9616	9621*	0
JUN	9588	9582	9586*	0
SEP	9556	9550	9554*	0

S&P 500 INDEX				
JUN	45020	44680	44920*	+10
SEP	45065	44735	44975*	+10
DEC	45100	44800	45030*	+10
MAR			45130*	+20

PORK BELLIES				
MAY	5395	5095	5117*	-177
JLY	5500	5160	5210*	-140
AUG	5250	4910	4945*	-135
FEB	4520	4397	4400*	-20
MAR	4282		4282*	+32
MAY		4300	4300a	-300

GERMAN MARK				
JUN	6237	6169	6175*	-44
SEP	6165	6105	6113*	-44
DEC	6115	6064	6068*	-44
MAR	6133		6034*	-44

CORN	HIGH	LOW	LAST	CHG
MAY	2330	2312	2316*	+6
JLY	2384	2366	2372*	+6
SEP	2426	2412	2414*	+6
DEC	2484	2462	2470*	+10
MAR	2542	2526	2534*	+6
MAY	2576	2566	2572*	+4
JLY	2610	2594	2604*	+4
SEP				
DEC	2520	2504	2504*	0

SOYBEANS				
MAY	5964	5900	5904*	-46
JLY	6012	5934	5936*	-54
AUG	6032	5960	5960*	-54
SEP	6044	5972	5974*	-44
NOV	6092	6014	6016*	-52
JAN	6150	6084	6086*	-42
MAR	6220	6150	6150*	-56
MAY	6250	6190	6190*	-50
JLY	6266	6210	6210*	-64
NOV	6124	6060	6060*	-54

CHICAGO WHEAT	HIGH	LOW	LAST	CHG
MAY	3570	3500	3554*	+56
JLY	3144	3112	3130*	-2
SEP	3164	3144	3154*	-4
DEC	3260	3240	3246*	-2
MAR	3300	3286	3290*	-10
MAY	3280	3274	3280*	+10

OATS	HIGH	LOW	LAST	CHG
MAY	1482	1462	1476*	+30
JLY	1506	1484	1500*	+26
SEP	1506	1490	1502*	+26
DEC	1530	1510	1524*	+26

SOYBEAN MEAL	HIGH	LOW	LAST	CHG
MAY	1858	1837	1839*	-15
JLY	1877	1853	1855*	-18
AUG	1885	1860	1861*	-20
SEP	1891	1872	1872*	-18
OCT	1899	1875	1875*	-24
DEC	1925	1895	1895*	-26
JAN	1920	1903	1903*	-27
MAR	1930	1910	1910*	-27

K.C. WHEAT	HIGH	LOW	LAST	CHG
MAY	3340	3320	3330*	+6
JLY	3092	3074	3074*	-4
SEP	3112	3092	3094*	-2
DEC	3212	3180	3184*	0
MAR	3220	3204	3220*	+20

MINN WHEAT	HIGH	LOW	LAST	CHG
MAY	3340	3314	3320*	-2
JLY	3200	3180	3184*	-2
SEP	3106	3082	3090*	+6
DEC	3180	3174	3180*	+10
MAR			3204*	0

SOYBEAN OIL	HIGH	LOW	LAST	CHG
MAY	2157	2129	2130*	-12
JLY	2185	2156	2158*	-9
AUG	2192	2167	2167*	-9
SEP	2207	2177	2177*	-6
OCT	2212	2187	2187*	-7
DEC	2233	2208	2211*	-9
JAN	2232	2215	2215*	-6
MAR	2245	2235	2235*	-5