GRAIN, CATTLE AND HOG FUTURES MARKETS

(Closing bids: Thursday, April 8, 1993)

DTN GRAINS 18 MAY CORN CONTRACT HIGH: 2.846 LOW: 2.182

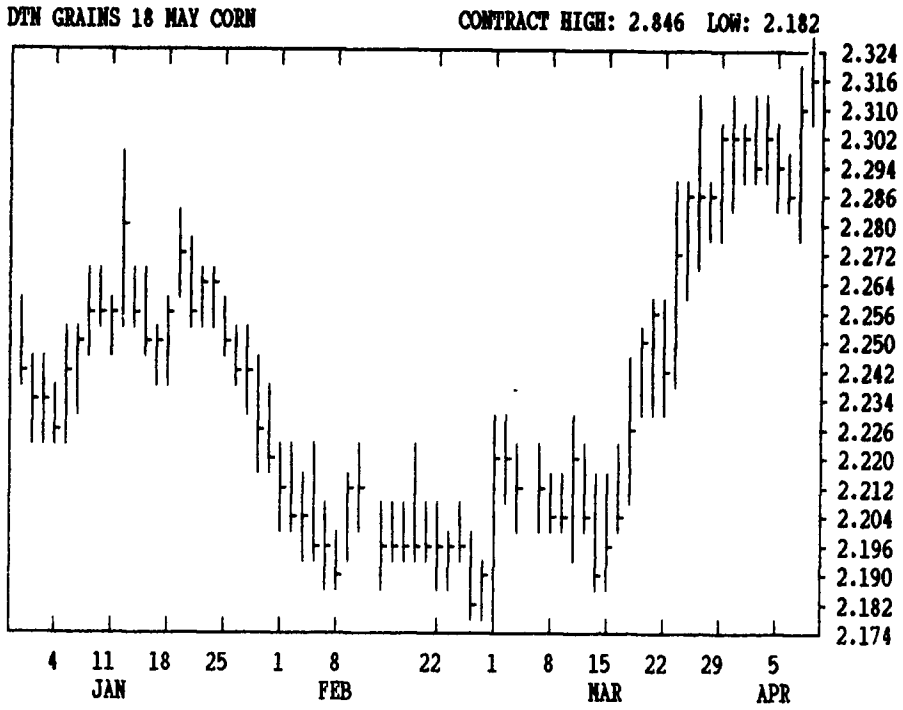

	Past Week's(4/5-4/8)			March's		Current	
	High	Low	Close	High	Low	Support	Resistance
NEARBY WHEAT	355.5	342.00	348.5	352.5	321.75	342.00	364.50
JUL WHEAT	316.5	309.75	314.25	320.75	301.00	308.75	318.00
NEARBY KCWHT	336.00	326.5	334.75	334.5	314.5	325.00	358.50
JUL KCWHT	310.00	300.00	308.00	315.25	298.5	298.50	314.75
NEARBY MGEWT	340.00	331.75	337.00	336.00	320.5	329.50	354.75
NEARBY CORN	232.5	228.25	231.75	231.00	218.75	219.25	235.25-239.00
JUL CORN	238.5	233.5	237.5	237.75	225.5	231.50	240.50
DEC CORN	248.25	244.25	247.75	247.5	238.75	242.75	248.25-268.00
NEARBY BEANS	598.00	588.5	596.00	595.00	575.5	571.00	637.00
JUL BEANS	603.5	594.00	601.5	600.5	580.00	589.00	610.00-612.00
NOV BEANS	613.00	603.5	610.75	609.5	590.00	588.50	619.00
NEARBY MEAL	187.2	184.5	185.6	186.7	177.00	175.20	192.80
NEARBY BNOIL	21.78	21.06	21.61	21.81	20.66	19.93	21.90
NEARBY LIVCT	81.70	80.475	81.225	84.30	79.685	76.875	86.50
JUN LIVCT	76.25	75.425	75.825	77.80	74.05	74.35	77.80
NEARBY FEDCT	85.40	84.75	84.80	86.735	83.35	81.825	88.95
NEARBY LIVHG	48.05	46.975	47.275	52.90	45.135	44.70	52.90
JUN LIVHG	54.70	52.80	53.30	57.00	50.40	50.575	57.00
NEARBY PKBLS	51.10	48.20	49.825	56.00	39.475	44.80	55.30

LIVE CATTLE

	HIGH	LOW	LAST	CHG
APR	8155	8110	8122*	-22
JUN	7602	7575	7587*	-10
AUG	7240	7222	7232*	0
OCT	7375	7355	7362*	-5
DEC	7387	7370	7380*	-5
FEB	7335	7310	7310*	-2
APR	7430	7430	7430*	0
JUN				

FEEDER CATTLE

	HIGH	LOW	LAST	CHG
APR	8500	8477	8480*	-22
MAY	8427	8402	8410*	-25
AUG	8360	8335	8335*	-17
SEP	8240	8217	8217*	-12
OCT	8225	8200	8202*	-17
NOV	8230	8225	8225*	-10
JAN	8220	8197	8197*	-7
MAR			8145*	-5

LIVE HOGS

	HIGH	LOW	LAST	CHG
APR	4775	4705	4727*	-2
JUN	5347	5280	5330*	+17
JLY	5267	5205	5235*	+17
AUG	4980	4935	4955*	+15
OCT	4432	4415	4432*	+15
DEC	4520	4507	4510*	+5
FEB	4525	4522	4522*	+12
APR	4415	4385	4405*	+15

SWISS FRANC

JUN	6753	6686	6737*	+50
SEP	6740	6665	6716*	+50
DEC			6705*	+50

EURODOLLAR

JUN	9675	9669	9673*	+3
SEP	9663	9653	9661*	+8
DEC	9626	9611	9623*	+12
MAR	9611	9594	9609*	+15
JUN	9575	9559	9573*	+15
SEP	9542	9526	9541*	+15

PORK BELLIES

MAY	5027	4925	4982*	+30
JLY	5070	4945	5035*	+55
AUG	4765	4640	4752*	+32
FEB	4350	4290	4295*	+5
MAR			4235*	-17
MAY				-4280

BRITISH POUND

JUN	15240	15066	15182*	+116
SEP	15140	15040	15092*	+116
DEC	15030	15000	15014*	+116

S&P 500 INDEX

JUN	44520	44055	44260*	-15
SEP	44575	44120	44310*	-25
DEC	44630	44210	44370*	-30
MAR	44740	44325	44470*	-40

GERMAN MARK

JUN	6187	6126	6168*	+39
SEP	6126	6084	6108*	+37
DEC	6070	6050	6065*	+39
MAR	6093		6032*	+36

JAPANESE YEN

JUN	8857	8788	8817*	+15
SEP	8857	8800	8818*	+14
DEC	8854	8810	8825*	+13

CORN

	HIGH	LOW	LAST	CHG
MAY	2324	2310	2316*	+2
JLY	2384	2366	2374*	+2
SEP	2424	2412	2416*	0
DEC	2482	2466	2476*	0
MAR	2544	2534	2544*	0
MAY	2582	2582	2582*	+2
JLY	2620	2610	2620*	0
SEP				
DEC	2534	2530	2530*	-4

CHICAGO WHEAT

	HIGH	LOW	LAST	CHG
MAY	3496	3454	3484*	+40
JLY	3154	3124	3142*	+10
SEP	3184	3164	3180*	+10
DEC	3284	3254	3272*	+10
MAR	3320	3304	3320*	+14
MAY	3294	3294	3294*	+4

K.C. WHEAT

	HIGH	LOW	LAST	CHG
MAY	3352	3320	3346*	+40
JLY	3096	3076	3080*	+4
SEP	3116	3094	3100*	0
DEC	3194	3174	3186*	+6
MAR			3210*	+10

SOYBEANS

MAY	5980	5956	5960*	-12
JLY	6034	6010	6014*	-12
AUG	6060	6036	6042*	-12
SEP	6074	6052	6052*	-12
NOV	6130	6102	6106*	-10
JAN	6194	6176	6180*	-4
MAR	6264	6244	6246*	-10
MAY	6294	6280	6292*	-2
JLY	6324	6310	6310*	-4
NOV	6160	6130	6144*	-2

OATS

MAY	1480	1452	1456*	+6
JLY	1494	1466	1482*	+16
SEP	1486	1460	1484*	+24
DEC	1512	1486	1504*	+20

SOYBEAN MEAL

MAY	1864	1854	1856*	-2
JLY	1878	1868	1871*	-1
AUG	1888	1878	1881*	-1
SEP	1896	1889	1891*	-1
OCT	1905	1899	1899*	-1
DEC	1930	1920	1921*	+1
JAN	1936	1926	1927*	-1
MAR	1940	1930	1930*	-6

MINN WHEAT

MAY	3374	3350	3370*	+20
JLY	3194	3182	3184*	+6
SEP	3100	3080	3082*	0
DEC	3186	3174	3174*	0
MAR			3190*	0

SOYBEAN OIL

MAY	2178	2157	2161*	-11
JLY	2205	2184	2187*	-10
AUG	2215	2196	2197*	-9
SEP	2225	2208	2208*	-7
OCT	2235	2214	2214*	-12
DEC	2257	2237	2243*	-6
JAN	2257	2245	2245*	-5
MAR	2265	2262	2262*	-3

DTN LIVESTOCK 17 JUNE LIVE HOGS CONTRACT HIGH: 57.00 LOW: 44.00

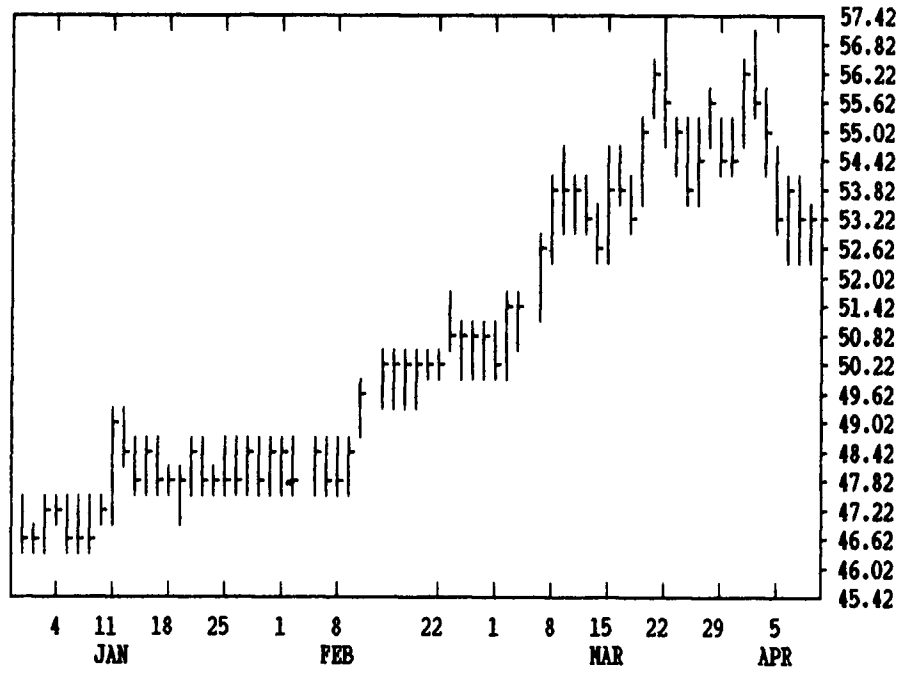

DTN LIVESTOCK 18 JUNE LIVE CATTLE CONTRACT HIGH: 77.80 LOW: 66.80

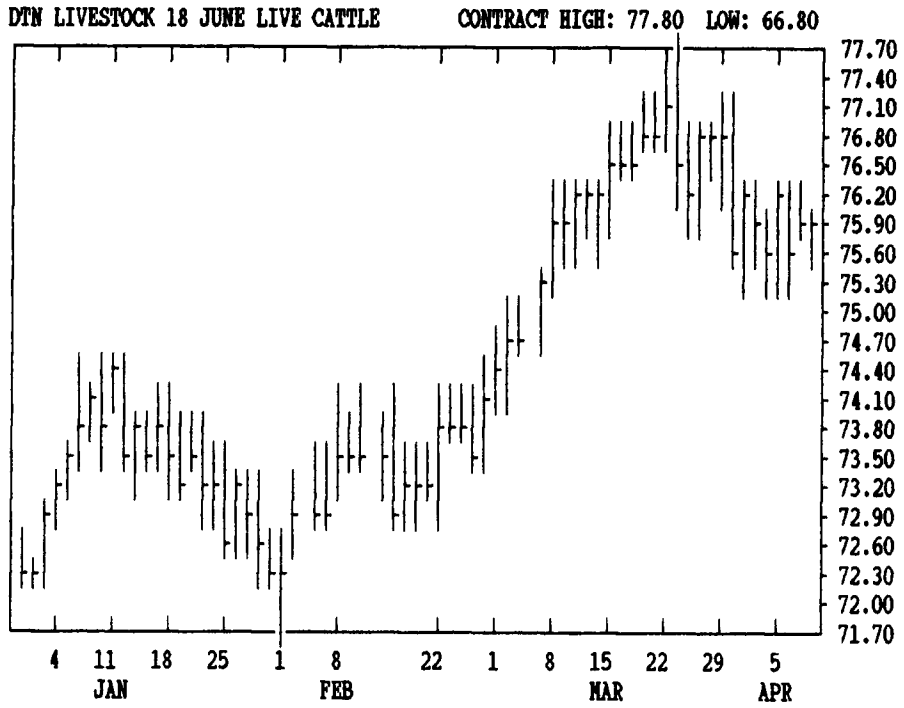

DTN GRAINS 25 MAY SOY MEAL CONTRACT HIGH: 210.0 LOW: 177.0

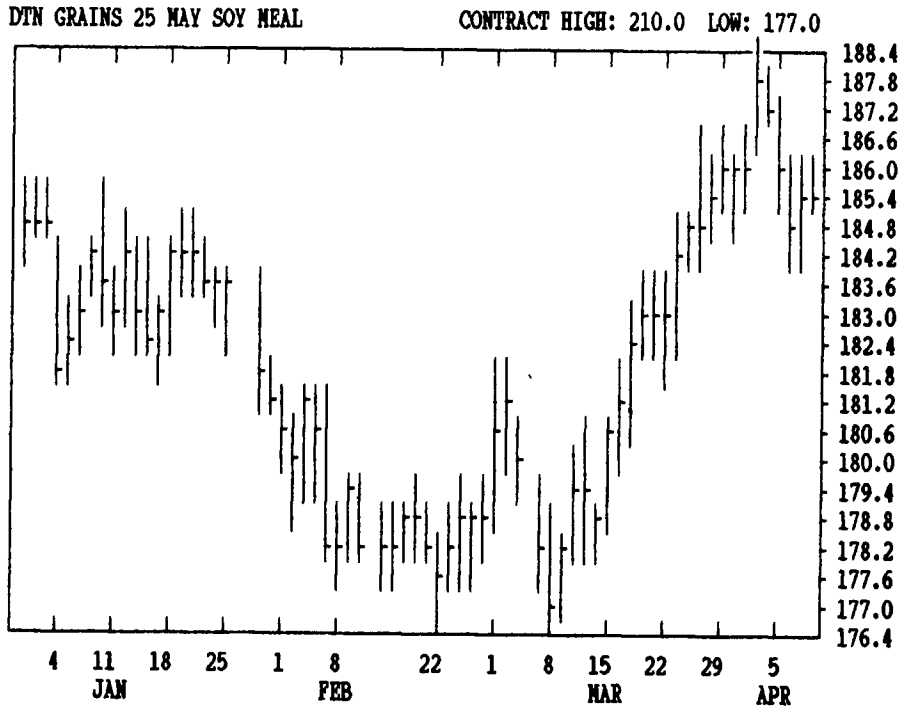
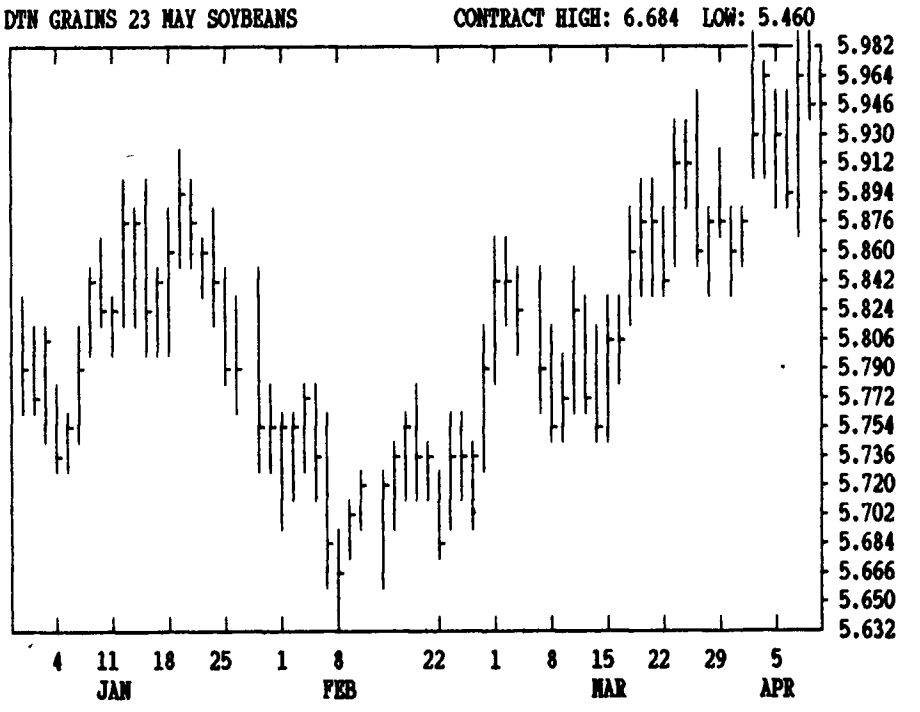
DTN GRAINS 23 MAY SOYBEANS CONTRACT HIGH: 6.684 LOW: 5.460