GRAIN, CATTLE AND HOG FUTURES MARKETS

(Closing bids: Thursday, March 25, 1993)

DTN GRAINS 18 MAY CORN CONTRACT HIGH: 2.846 LOW: 2.182

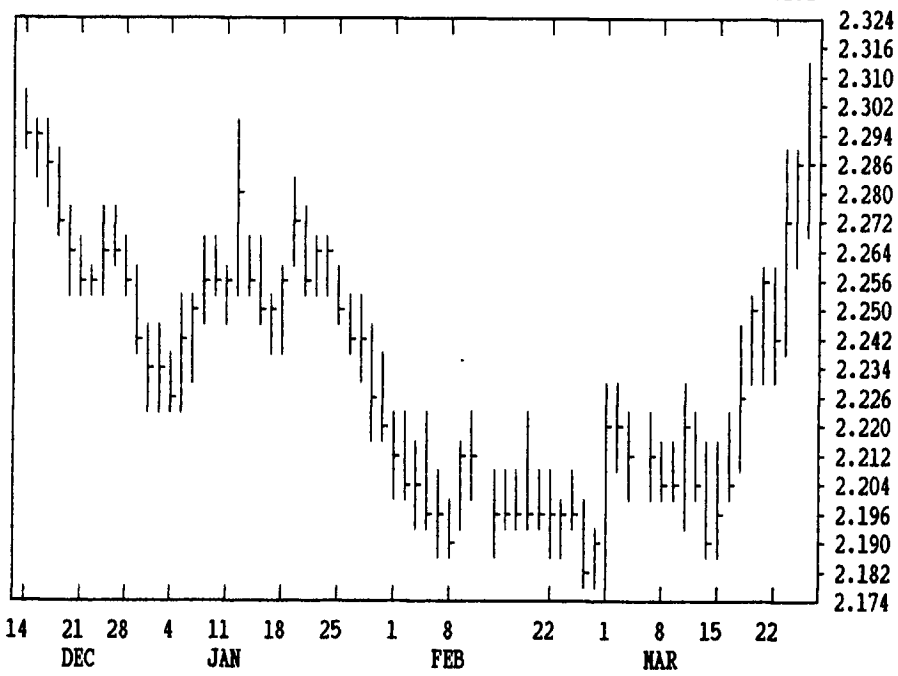

DTN LIVESTOCK 18 APRIL LIVE HOGS CONTRACT HIGH: 52.90 LOW: 9.69

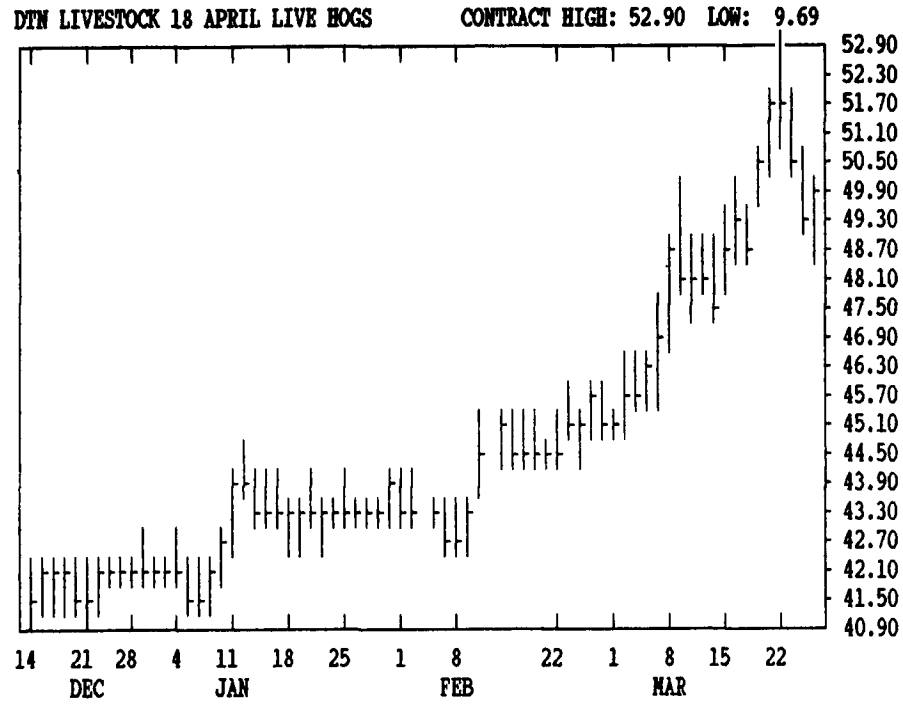

DTN LIVESTOCK 19 APRIL LIVE CATTLE CONTRACU HIGH: 84.30 LOW: 69.25

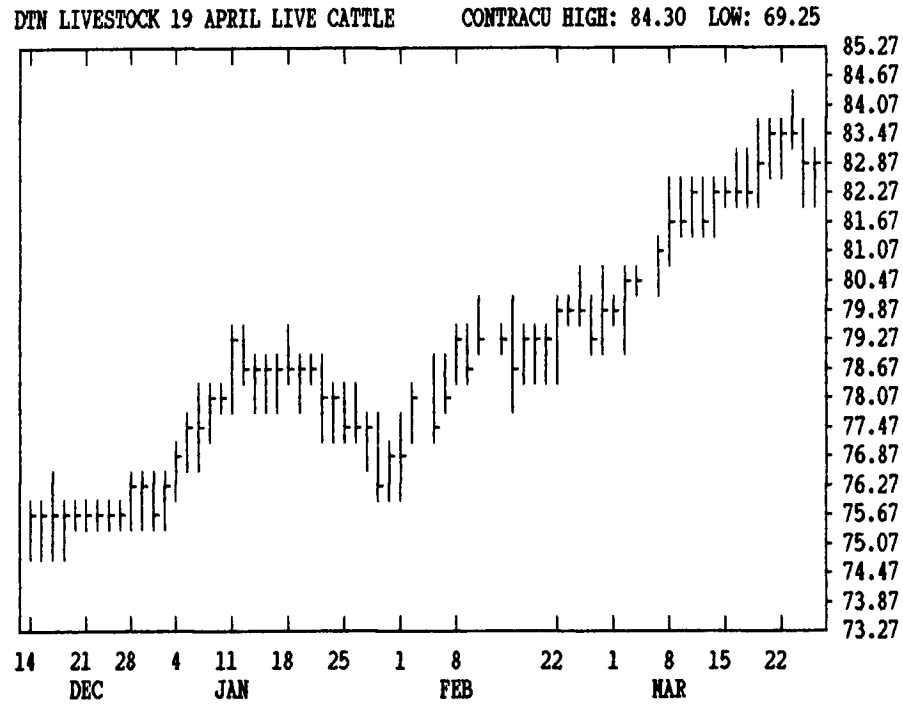

DTN FUTURES 13 03/25/93 TECHNICAL POINTS

PRICES ARE DECIMAL

CONTRACT		CLOSE	MOVING AVERAGES 4-DAY	9-DAY	18-DAY	45-DAY	RSI'S 9DAY	14DAY	30DAY	SLOW STOCHASTIC 5 DAY %K	%D	20 DAY %K	%D
WHEAT	MAY	349.25	344.44	340.53	337.03	341.21	65.7	60.6	54.6	66	65	84	77
WHEAT	JUL	305.00	306.50	306.78	309.11	317.37	38.8	38.8	41.3	15	29	33	32
KCWHT	MAY	329.75	328.13	328.00	325.46	328.67	56.5	53.9	50.4	35	43	74	79
KCWHT	JUL	300.00	301.62	302.42	305.21	312.93	35.8	36.3	39.4	8	22	22	25
MNWHT	MAY	331.50	328.81	329.47	328.43	330.04	56.2	53.6	50.1	45	39	63	68
CORN	MAY	228.75	227.44	225.00	223.17	222.11	76.1	70.3	59.8	78	81	88	86
CORN	JUL	235.25	234.25	231.75	229.97	229.12	74.1	69.0	59.6	76	81	87	84
CORN	DEC	245.50	244.69	243.17	242.26	241.51	69.2	65.3	58.8	77	77	87	81
OATS	MAY	138.00	138.12	137.11	137.04	138.74	54.6	50.9	47.3	60	67	75	66
BEANS	MAY	586.75	588.94	586.75	583.56	578.81	54.7	55.4	54.5	62	69	82	85
BEANS	JUL	592.00	594.25	591.92	588.60	583.50	54.9	55.5	54.5	64	70	83	86
BEANS	NOV	601.25	603.06	601.08	597.65	591.84	55.4	56.2	55.3	65	68	83	86
MEAL	MAY	185.10	184.38	183.16	181.17	180.53	77.1	69.5	58.7	78	81	90	90
BNOIL	MAY	20.97	21.14	21.09	21.19	21.14	44.1	46.1	49.0	48	55	40	38
CATTLE	APR	82.78	83.17	83.00	82.21	80.11	59.2	63.4	65.0	29	53	82	90
CATTLE	JUN	76.78	76.69	76.72	76.16	74.47	61.5	63.7	63.7	21	32	78	87
FCTL	APR	85.68	85.87	85.76	85.41	84.30	54.7	56.4	57.1	37	56	81	83
HOGS	APR	49.75	50.41	50.12	48.79	46.03	57.1	61.3	64.0	24	46	74	85
HOGS	JUN	54.85	54.89	54.72	53.76	51.07	59.2	62.2	64.7	29	45	74	82
PKBLS	MAY	49.73	52.07	51.68	48.98	42.46	52.7	58.0	60.1	24	50	81	90

DTN GRAINS 25 MAY SOY MEAL CONTRACT HIGH: 210.0 LOW: 177.0

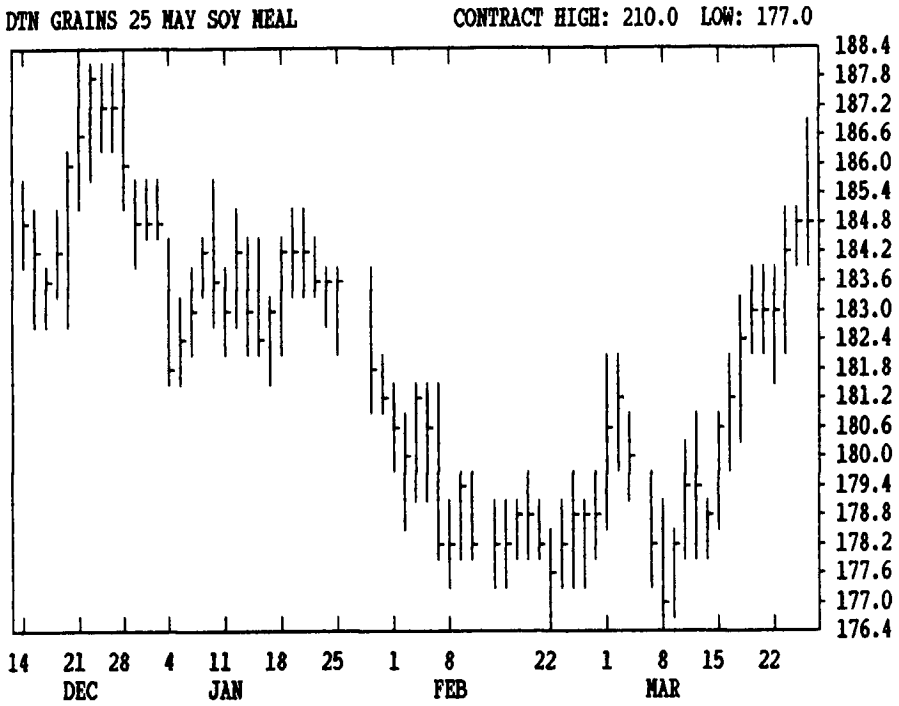

CORN

	HIGH	LOW	LAST	CHG
MAY	2310	2274	2286*	0
JLY	2376	2340	2352*	-2
SEP	2416	2384	2392*	-4
DEC	2474	2442	2454*	-4
MAR	2534	2504	2520*	-2
MAY	2572	2552	2554*	-6
JLY	2600	2576	2590*	-4
SEP				
DEC	2504	2480	2484*	-14

SOYBEANS

	HIGH	LOW	LAST	CHG
MAY	5950	5864	5866*	-54
JLY	6004	5914	5920*	-60
AUG	6026	5942	5944*	-56
SEP	6040	5960	5962*	-56
NOV	6094	6006	6012*	-60
JAN	6164	6080	6084*	-60
MAR	6230	6154	6154*	-60
MAY	6260	6200	6200*	-50
JLY	6294	6210	6214*	-64
NOV	6104	6050	6050*	-44

CHICAGO WHEAT

	HIGH	LOW	LAST	CHG
MAY	3524	3470	3492*	+16
JLY	3104	3044	3050*	-26
SEP	3120	3070	3080*	-20
DEC	3200	3150	3160*	-20
MAR	3240	3190	3190*	-30
MAY	3180	3180	3180*	-10

OATS

	HIGH	LOW	LAST	CHG
MAY	1406	1374	1380*	-6
JLY	1404	1374	1374*	-6
SEP	1394	1372	1374*	-6
DEC	1412	1394	1394*	-4

SOYBEAN MEAL

	HIGH	LOW	LAST	CHG
MAY	1867	1846	1852*	+2
JLY	1883	1861	1864*	-3
AUG	1891	1871	1872*	-6
SEP	1900	1880	1880*	-8
OCT	1908	1889	1890*	-5
DEC	1931	1912	1914*	-7
JAN	1935	1917	1917*	-7
MAR	1940	1925	1925*	-6

K.C. WHEAT

	HIGH	LOW	LAST	CHG
MAY	3342	3290	3296*	0
JLY	3044	3000	3000*	-24
SEP	3066	3022	3024*	-24
DEC	3140	3114	3114*	-24
MAR			3144*	-24

MINN WHEAT

	HIGH	LOW	LAST	CHG
MAY	3334	3314	3314*	+6
JLY	3120	3090	3090*	-4
SEP	3034	3002	3002*	-14
DEC	3090	3080	3080*	-10
MAR			3110*	-10

SOYBEAN OIL

	HIGH	LOW	LAST	CHG
MAY	2142	2096	2097*	-34
JLY	2165	2124	2125*	-31
AUG	2167	2132	2133*	-29
SEP	2175	2140	2140*	-27
OCT	2178	2150	2150*	-23
DEC	2197	2166	2167*	-25
JAN	2200	2173	2173*	-23
MAR	2210	2200	2200*	-10

DTN GRAINS 23 MAY SOYBEANS CONTRACT HIGH: 6.684 LOW: 5.460

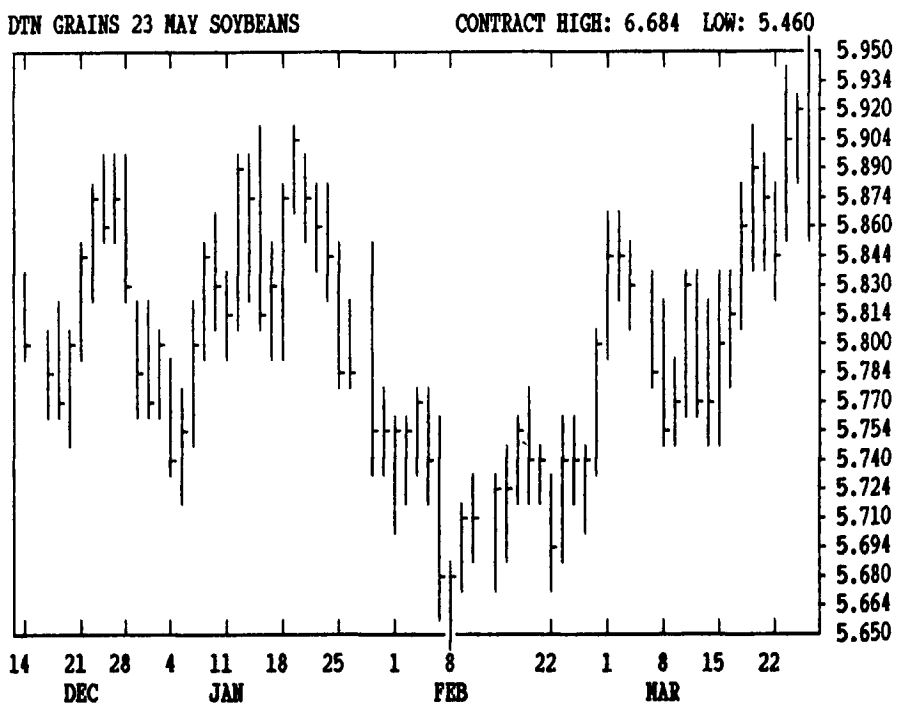

LIVE CATTLE

	HIGH	LOW	LAST	CHG
APR	8312	8255	8277*	+5
JUN	7700	7610	7677*	+57
AUG	7350	7277	7345*	+62
OCT	7350	7272	7335*	+65
DEC	7350	7272	7345*	+62
FEB	7300	7225	7290*	+65
APR	7400	7375	7380*	+55
JUN				

SWISS FRANC

	HIGH	LOW	LAST	CHG
JUN	6585	6527	6549*	-22
SEP	6620	6505	6528*	-22
DEC		6515	6515*	-22

BRITISH POUND

	HIGH	LOW	LAST	CHG
JUN	14700	14606	14646*	-20
SEP	14590	14500	14554*	-20
DEC	14500	14450	14474*	-20

S&P 500 INDEX

	HIGH	LOW	LAST	CHG
JUN	45290	44850	45200*	+280
SEP	45335	44930	45270*	+290
DEC	45430	45020	45340*	+300
MAR			45420*	+290

GERMAN MARK

	HIGH	LOW	LAST	CHG
JUN	6057	6012	6030*	-13
SEP	5995	5957	5973*	-13
DEC			5931*	-13
MAR	5900	5885	5900*	

EURODOLLAR

	HIGH	LOW	LAST	CHG
JUN	9671	9667	9670*	+1
SEP	9654	9647	9653*	+2
DEC	9613	9607	9612*	+2
MAR	9598	9592	9597*	+2
JUN	9561	9554	9560*	+2
SEP	9528	9522	9528*	+2

LIVE HOGS

	HIGH	LOW	LAST	CHG
APR	5005	4910	4975*	+30
JUN	5507	5410	5485*	+75
JLY	5305	5205	5282*	+72
AUG	5017	4940	5005*	+52
OCT	4520	4430	4495*	+37
DEC	4540	4500	4500*	+5
FEB	4555	4507	4507*	-32
APR	4415		4415*	+32

PORK BELLIES

	HIGH	LOW	LAST	CHG
MAY	5060	4892	4972*	-120
JLY	5120	4970	5055*	-115
AUG	4910	4750	4830*	-90
FEB	4892	4800	4820*	-85
MAR	4850	4770	4770*	-30
MAY		5100	5100a	-200