


FOCUS

*Pennsylvania
Dairy Herd
Improvement Association*

Dixie L. Burris, membership development,
Call 1-800-DHI-TEST for information.

Average Days in Milk Per Cow	317
*Value for CWT Milk(\$)	13.13
*Value for CWT Grain(\$)	8.01
*Value for CWT Hay(\$)	4.38
*Value for CWT Silage(\$)	1.55
*Value for Pasture Per Day(\$)	.29
*Value for Milk Per Cow Per Year(\$)	2,422
*Feed Consumed Per Cow Per Year(Lbs)	
A: Grain	7,262
B: Hay	2,252
C: Silage	14,980
D: Day Pasture	65
*Feed Cost Per Cow Per Year(\$)	
A: Grain	581
B: Hay	98
C: Silage	233
D: Pasture	19
*Total Feed Cost Per Cow Per Year(\$)	933
*Income Over Feed Costs Per Year(\$)	1,488
*Grain to Milk Ratio	1:2.5
*Feed Cost Per CWT Milk(\$)	5.06
Avg Level For 1054 SCC Herds	333,751

*Member generated figures



Average Farm Feed Costs For Handy Reference

To help farmers across the state to have handy reference of commodity input costs in their feeding operations for DHIA record sheets or to develop livestock feed cost data, here's this week's average costs of various ingredients as compiled from regional reports across the state of Pennsylvania. Remember these are averages so you will need to adjust your figures up or down according to your location and the quality of your crop.

Corn, No. 2y - 2.35 BU. 4.21 CWT.
Wheat, No. 2 - 3.38 BU. 5.65 CWT.
Barley, No. 3 - 1.86 BU. 3.97 CWT.
Oats, No. 2 - 1.62 BU. 5.06 CWT.
Soybeans, No. 1 - 5.55 BU. 9.27 CWT.
Ear Corn - 62.18 TON 3.11 CWT.
Alfalfa Hay - 109.50 TON 5.48 CWT.
Mixed Hay - 95.00 TON 4.75 CWT.
Timothy Hay - 100.50 TON 5.03 CWT.

How Does Your Herd Compare?

STATE COLLEGE (Centre Co.) — This data is pulled from Pennsylvania DHIA's mainframe computer each week. It is a one-week summary representing approximately one-fourth of the herds on test, as they are tested monthly.


These data are valuable from a business management standpoint and can be used for comparing your operations to the averages from almost 1,400 herds across the state.

DHIA Averages for all herds processed between 3/02/93 and 3/09/93

Number of Herds Processed	1,198
Number of Cows Processed	71,235
Number of Cows Per Herd	59.4
Milk Per Cow (Lbs)	18,442
%-Fat	3.71
Fat Per Cow (Lbs)	684
%-Protein	3.19
Protein Per Cow (Lbs)	589



THE BEST TILLER ON EARTH



Model 737

- All Gear Drive
- No Belts or Chains To Break Or Tear
- Quick Change Handle Position
- Recoil or Electric Start
- Adjustable Tiller Widths
- Quality Service Since 1942

SAVE \$100 - \$200 ON VARIOUS MODELS


No-Time-Limit Warranty On Our All-Gear-Drive Transmission



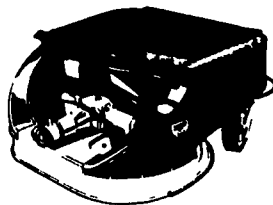
715 w/Tiller

Financing Available For Qualified Buyers, Up to 30 Months With Small Down Payments.

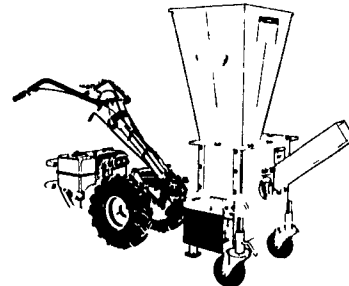
BCS Exciting Attachments




Power Sweeper




38" 2-Blade Mower w/Grass Catcher Or - 30" Heavy Duty Brush Mower



Chipper/Shredder



30" to 50"



737 w/2-Blade Mower

Sheets Bros. Inc.
1061 Carlisle, Rd.
Hanover, PA 17331
717-632-3660

Martin's Hardware
501 S of
Schaefferstown, PA 17088
717-949-6817

Stoltzfus Farm Service
Box 99
Cochranville, PA 19330
215-593-2407

Wes Stauffer Engine
23 Pleasant Valley Rd.
Ephrata, PA 17522
717-738-4215

Umberger's of Fontana
RD #4, Lebanon, PA 17042
717-867-5161

Bowers Lawn & Garden
365 Fleetwood Road
Mertztown, PA
Between Fleetwood & Topton
215-682-2215