

STILL NUMBER ONE



Big Dutchman®

If You Are Looking at Another Cage System, Take A Moment to See

No matter what you have heard from our competition, Big Dutchman is still Number One, with the best cage system by far. Locally some Big Dutchman systems are approaching their twentieth year of service, and still going strong.

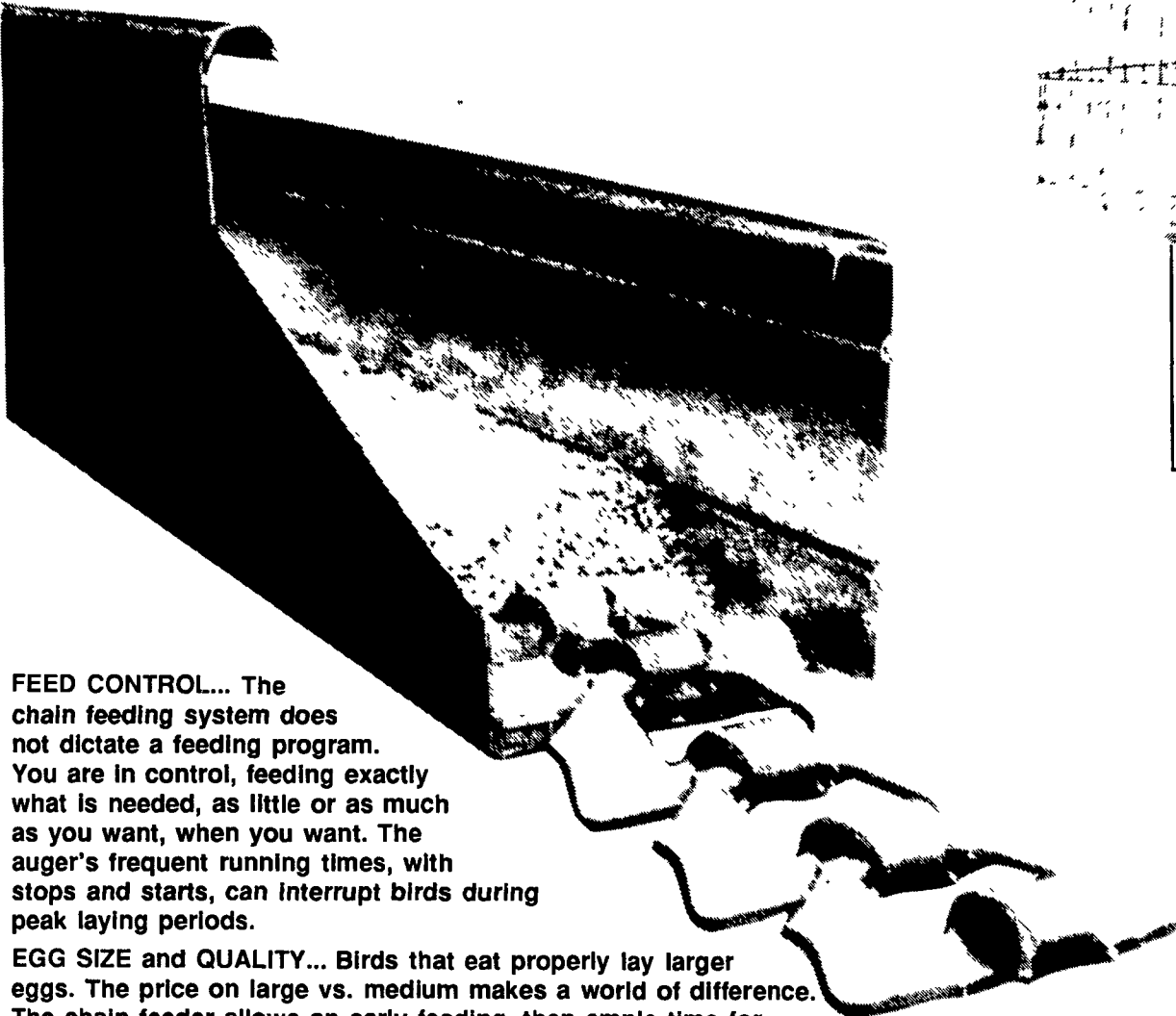
Our feeder delivers feed to the birds uniformly, amply, and with great reliability. The design of the system helps to keep eggs cleaner, and the superior suspension method makes the entire cage row stronger.

Cou
Her
inst
com
A H
bee

WHOSE FEEDER IS BETTER?

DESIGN... Our chain feeder allows easy access to feed, but keeps feed levels further below the lip of the trough compared to the grinding auger feeder. The chain feeder has a steep sidewall, discouraging feed build-up. The auger feeder trough has a slope that allows build-up, inviting mold and disease. Our trough is ribbed, for strength. Theirs is built for price alone.

FEEDING SPACE... Actual feeding space with the auger feeder is skimpy. In fact, our chain feeder has 2½ times more feeding space per bird. This allows the chain feeder to run as few as three times per day, while the auger must run eight or more times per day. Chain carries the feed and supplies a uniform ration with no waste.



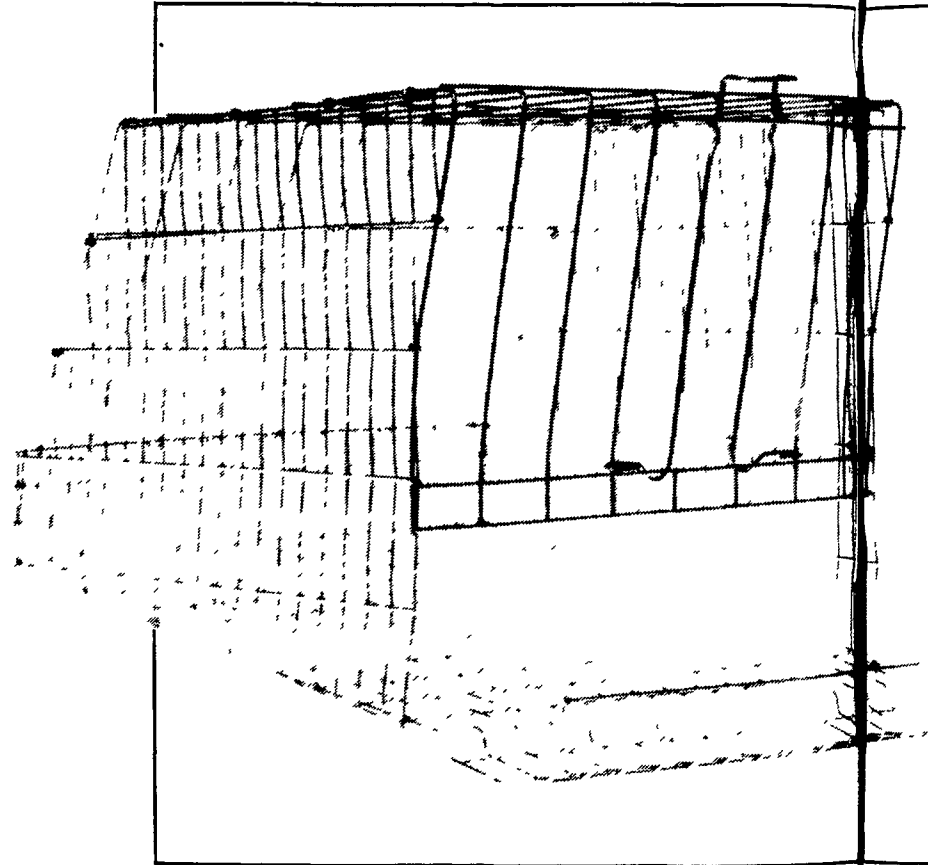
FEED CONTROL... The chain feeding system does not dictate a feeding program. You are in control, feeding exactly what is needed, as little or as much as you want, when you want. The auger's frequent running times, with stops and starts, can interrupt birds during peak laying periods.

EGG SIZE and QUALITY... Birds that eat properly lay larger eggs. The price on large vs. medium makes a world of difference. The chain feeder allows an early feeding, then ample time for the hen to lay before the next feeding. With an auger feeder, hens fight for feeding space, spend much more time than necessary at the feeder, and create unwanted activity in the cage. The results are smaller eggs and more crax and chex. Profits go down. Put a pencil on it.

REPAIR and MAINTENANCE... The hardest thing about repairing a chain feeder is remembering where you left the hammer and chain breaker tool some months back. With an auger system the need for a welder, torch and grinder is almost routine. Downtime is up, and repair hours and expenses rise with it.

THE TEST of TIME... The chain feeder seems never to wear out. Some thirty year old units are still performing every day. On the other hand, the auger system is "short term," with time as it's enemy. Our goal is to help you make a profit, and chain feeding plays a leading role.


WHOSE CAGE IS



STRENGTH... The wrap-around single piece construction of our heavy duty front, top and back makes our cage stronger.

GALVANIZING METHOD... The formed bottom and back are completely double galvanized. In addition, we double galvanize every cage partition completely, from top to bottom for the ultimate in protection from rust and for longer service life. Double galvanizing actually provides more than three times as much zinc, compared to single galvanizing.

CONTROL... Our cage is designed and constructed to control egg roll, significantly reducing crax and chex and providing cleaner eggs.



"WE take Customer Satisfi

SYCAMORE IND. PARK, 255 PLANE TREE DRIVE